


2018 Regional Transportation Improvement Program

Metro Board Meeting

November 30, 2017



State Transportation Improvement Program (STIP) Overview

- **5 years of programming, updated every 2 years.**
- **Regions control 75%, Caltrans controls 25%.**
- **Regions receive formula target shares.**
- **Project eligibility is broad, but funding has criteria.**
- **Board approval of the Regional Transportation Improvement Program (RTIP) is required.**
- **The 2016 STIP Cycle required project deletions due to negative funding capacity.**




Regional Transportation Improvement Program (RTIP) Priorities

- **Restore prior project deletions.**
- **Evaluative Criteria Framework Adherence:**
 - ❑ Sustain Measure M and pre-Measure M/LRTP priorities and schedules
 - ❑ Project alignment with program criteria
 - ❑ Assess the need for certainty versus relative risk tolerance (use of formula versus discretionary funds)
 - ❑ Support geographic balance over entire program portfolio
 - ❑ Consistency with Board policies and directives.
 - ❑ Consistency with the LRTP and SCAG's RTP



Tier 1-Los Angeles County's Total Target

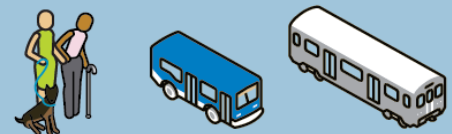
Tier 1 Requests	Total for FY19 - FY23 (\$s in 1000s)
Planning Programming & Monitoring (PPM)	12,005
SR 138 Segment 6	19,750
SR 138 Segment 13	71,000
SR 138 Segment 4	39,950
SR 71 Freeway Conversion	20,000
East San Fernando Valley Transit Corridor	107,138
Bus Acquisition-Project 1	30,246
Bus Acquisition-Project 2	17,096
Total -Total Target Requests	 317,185



Metro

Tier 2-Los Angeles County's Advanced Planning and Development Element (APDE) Target

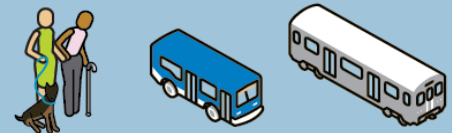
Tier 2 Requests (APDE)	Total for FY19 - FY23 (\$s in 1000s)
I-710 Early Action Project/ Shoemaker	14,000
I-605/I-5 Interchange Improvements	18,170
I-605/SR-91 Interchange Improvements	22,000
Total - Tier 2 APDE Requests	54,170



Tier 3-Los Angeles County's Maximum Target

Tier 3 Requests (Potential Additional Shares)	Total for FY19 - FY23 (\$s in 1000s)
East San Fernando Valley Transit Corridor	98,490
I-405 Crenshaw Blvd Ramp Improvement	12,000
Total - Tier 3 Requests	110,490

Total for Tiers 1, 2, and 3= \$481,845,000



Thank you

