

ROAD REPAIR AND ACCOUNTABILITY ACT OF 2017
PROJECT BASELINE AGREEMENT

NextGen Bus Speed & Reliability Improvements

Resolution LPP-P-2122-03B

(will be completed by CTC)

1. FUNDING PROGRAM

- Active Transportation Program
- Local Partnership Program (Competitive)
- Solutions for Congested Corridors Program
- State Highway Operation and Protection Program
- Trade Corridor Enhancement Program

2. PARTIES AND DATE

- 2.1 This Project Baseline Agreement (Agreement) for the *NextGen Bus Speed & Reliability Improvements*, effective on, August 19, 2021 (will be completed by CTC), is made by and between the California Transportation Commission (Commission), the California Department of Transportation (Caltrans), the Project Applicant, *Los Angeles County Metropolitan Transportation Authority*, and the Implementing Agency, *Los Angeles County Metropolitan Transportation Authority*, sometimes collectively referred to as the "Parties".

3. RECITAL

- 3.2 Whereas at its December 2, 2020 meeting the Commission approved the Local Partnership Program (Competitive), and included in this program of projects the *NextGen Bus Speed & Reliability Improvements*, the parties are entering into this Project Baseline Agreement to document the project cost, schedule, scope and benefits, as detailed on the Project Programming Request Form attached hereto as Exhibit A and the Project Report attached hereto as Exhibit B, as the baseline for project monitoring by the Commission.
- 3.3 The undersigned Project Applicant certifies that the funding sources cited are committed and expected to be available; the estimated costs represent full project funding; and the scope and description of benefits is the best estimate possible.

4. GENERAL PROVISIONS

The Project Applicant, Implementing Agency, and Caltrans agree to abide by the following provisions:

- 4.1 To meet the requirements of the Road Repair and Accountability Act of 2017 (Senate Bill [SB] 1, Chapter 5, Statutes of 2017) which provides the first significant, stable, and on-going increase in state transportation funding in more than two decades.
- 4.2 To adhere, as applicable, to the provisions of the Commission:
- Resolution *Insert Number* , "Adoption of Program of Projects for the Active Transportation Program", dated
 - Resolution # G-20-79, "Adoption of Program of Projects for the Local Partnership Program", dated December 2, 2020
 - Resolution *Insert Number* , "Adoption of Program of Projects for the Solutions for Congested Corridors Program", dated
 - Resolution *Insert Number* , "Adoption of Program of Projects for the State Highway Operation and Protection Program", dated
 - Resolution *Insert Number* , "Adoption of Program of Projects for the Trade Corridor Enhancement Program", dated

- 4.3 All signatories agree to adhere to the Commission's Local Partnership Program (Competitive), Guidelines. Any conflict between the programs will be resolved at the discretion of the Commission.
- 4.4 All signatories agree to adhere to the Commission's SB 1 Accountability and Transparency Guidelines and policies, and program and project amendment processes.
- 4.5 The Los Angeles County Metropolitan Transportation Authority agrees to secure funds for any additional costs of the project.
- 4.6 The Los Angeles County Metropolitan Transportation Authority agrees to report to Caltrans on a quarterly basis; after July 2019, reports will be on a semi-annual basis on the progress made toward the implementation of the project, including scope, cost, schedule, outcomes, and anticipated benefits.
- 4.7 Caltrans agrees to prepare program progress reports on a quarterly basis; after July 2019, reports will be on a semi-annual basis and include information appropriate to assess the current state of the overall program and the current status of each project identified in the program report.
- 4.8 The Los Angeles County Metropolitan Transportation Authority agrees to submit a timely Completion Report and Final Delivery Report as specified in the Commission's SB 1 Accountability and Transparency Guidelines.
- 4.9 All signatories agree to maintain and make available to the Commission and/or its designated representative, all work related documents, including without limitation engineering, financial and other data, and methodologies and assumptions used in the determination of project benefits during the course of the project, and retain those records for four years from the date of the final closeout of the project. Financial records will be maintained in accordance with Generally Accepted Accounting Principles.
- 4.10 The Transportation Inspector General of the Independent Office of Audits and Investigations has the right to audit the project records, including technical and financial data, of the Department of Transportation, the Project Applicant, the Implementing Agency, and any consultant or sub-consultants at any time during the course of the project and for four years from the date of the final closeout of the project, therefore all project records shall be maintained and made available at the time of request. Audits will be conducted in accordance with Generally Accepted Government Auditing Standards.

5. SPECIFIC PROVISIONS AND CONDITIONS

5.1 Project Schedule and Cost

See Project Programming Request Form, attached as Exhibit A.

5.2 Project Scope

See Project Report or equivalent, attached as Exhibit B. At a minimum, the attachment shall include the cover page, evidence of approval, executive summary, and a link to or electronic copy of the full document.

5.3 Other Project Specific Provisions and Conditions

- The four project components have been revised to organize work by contract activity and to focus LPP-C funds on two components and local match funds on the other two components. The overall total project budget, match commitment and schedule has not changed.
- The proposed funding plan assumes non-proportional drawdown/expenditure of grant funds versus match (local) funds and will be requested at time of allocation.

Attachments:

Exhibit A: Project Programming Request Form

Exhibit B: Project Report

SIGNATURE PAGE
TO
PROJECT BASELINE AGREEMENT

NextGen Bus Speed & Reliability Improvements

Resolution LPP-P-2122-03B

Fanny Pan

Digitally signed by Fanny Pan
Date: 2021.06.29 09:40:34 -07'00'

Stephanie N. Wiggins

Date

Chief Executive Officer

Project Applicant

Fanny Pan

Digitally signed by Fanny Pan
Date: 2021.06.29 09:40:48 -07'00'

Stephanie N. Wiggins

Date

Chief Executive Officer

Implementing Agency

Tony Tavares

Digitally signed by Tony Tavares
Date: 2021.07.19 13:21:20 -07'00'

Tony Tavares

July 19, 2021

Date

District Director

California Department of Transportation



Taks Omishakin

9.10.21

Date

Director

California Department of Transportation



Mitchell Weiss

9/28/21

Date

Executive Director

California Transportation Commission

ROAD REPAIR AND ACCOUNTBILITY ACT OF 2017
LOCAL PARTNERSHIP COMPETITIVE PROGRAM
PROJECT BASELINE AGREEMENT
NextGen Bus Speed & Reliability Improvements

Exhibit A:
Project Programming Requests

Amendment (Existing Project) <input checked="" type="checkbox"/> YES <input type="checkbox"/> NO					Date	08/03/2021 16:44:16	
Programs <input type="checkbox"/> LPP-C <input type="checkbox"/> LPP-F <input type="checkbox"/> SCCP <input type="checkbox"/> TCEP <input type="checkbox"/> STIP <input type="checkbox"/> Other							
District	EA	Project ID	PPNO	Nominating Agency			
07			5755A	Los Angeles County Metropolitan Transportation Authority			
County	Route	PM Back	PM Ahead	Co-Nominating Agency			
Los Angeles							
				MPO	Element		
				SCAG	Mass Transit (MT)		
Project Manager/Contact			Phone	Email Address			
Vincent Lorenzo			213-418-3419	lorenzov@metro.net			

Project Title

NextGen LADOT Wireless Cloud-Based Transit Signal Priority Upgrade/Expansion

Location (Project Limits), Description (Scope of Work)

Original - Purchase and installation of 2,500 Transit signal priority transponders (TSP) on the undercarriage of buses to communicate with loop detectors at intersections in the City of Los Angeles Tier One corridors.

Revised - The development/implementation of an upgraded Wireless Cloud-Based Transit Signal Priority (TSP) system, the addition of 200 traffic signals to the wireless system with Ethernet communication on the NextGen Tier one Corridors in the City of Los Angeles and upgrade the software on over 2,500 Transit Metro buses to allow them to communicate with the Wireless Cloud-Based TSP systems along the NextGen Tier 1 Corridors within the City of Los Angeles.

Component	Implementing Agency
PA&ED	Los Angeles County Metropolitan Transportation Authority
PS&E	Los Angeles County Metropolitan Transportation Authority
Right of Way	Los Angeles County Metropolitan Transportation Authority
Construction	Los Angeles County Metropolitan Transportation Authority

Legislative Districts

Assembly: 50,51,53,54,39,43,59,45,46,62	Senate: 33,18,35,24,26,27,30	Congressional: 33,34,37,39,40,43,28,30
---	------------------------------	--

Project Milestone	Existing	Proposed
Project Study Report Approved	06/18/2021	
Begin Environmental (PA&ED) Phase	02/01/2021	01/01/2021
Circulate Draft Environmental Document Document Type CE	02/01/2021	05/01/2021
Draft Project Report	02/02/2021	05/02/2021
End Environmental Phase (PA&ED Milestone)	02/28/2021	06/30/2021
Begin Design (PS&E) Phase	03/01/2021	06/01/2022
End Design Phase (Ready to List for Advertisement Milestone)	03/15/2021	04/01/2023
Begin Right of Way Phase	03/01/2021	08/03/2021
End Right of Way Phase (Right of Way Certification Milestone)	03/02/2021	08/03/2021
Begin Construction Phase (Contract Award Milestone)	10/01/2021	06/01/2022
End Construction Phase (Construction Contract Acceptance Milestone)	09/30/2022	12/31/2025
Begin Closeout Phase	10/10/2022	01/01/2026
End Closeout Phase (Closeout Report)	12/31/2022	06/30/2026

Date 08/03/2021 16:44:16

Purpose and Need

Original - The Los Angeles Department of Transportation has installed a loop-based transit signal priority (TSP) system on select corridors within the City of Los Angeles. This system requires buses to be equipped with transponders to trigger the signal to allow buses to proceed through intersections with priority. Currently, only Metro Rapid (Red) buses have these transponders. Based on the NextGen Transit First Service Plan, Metro is phasing out the Metro Rapid system in favor of a new high-frequency Tier One network that is more extensive than the Rapid system and will use all types of Metro buses. Therefore, all Metro buses need to have TSP transponders to benefit from signal priority.

Revision - LADOT has installed a loop-based transit signal priority (TSP) system on select corridors within the City of Los Angeles. Based on the NextGen Transit First Service Plan, Metro is phasing out the existing Metro Rapid system in favor of a new high-frequency Tier One network that is more extensive than the existing rapid system and will use all types of Metro buses. This project will upgrade the loop-based technology to GPS-Wireless technology using Internet Cloud Service TSP system to improve performance and reliability and reduce maintenance to the TSP system. Additionally this project will add an additional 200 intersections to the Internet Cloud Service TSP system along the NextGen Tier 1 Corridors, upgrade the Ethernet communication system for 200 intersections and install software on over 2,500 Metro buses to allow all those buses to use the Internet Cloud Service TSP system.

NHS Improvements <input type="checkbox"/> YES <input checked="" type="checkbox"/> NO	Roadway Class NA	Reversible Lane Analysis <input type="checkbox"/> YES <input checked="" type="checkbox"/> NO
Inc. Sustainable Communities Strategy Goals <input checked="" type="checkbox"/> YES <input type="checkbox"/> NO	Reduce Greenhouse Gas Emissions <input checked="" type="checkbox"/> YES <input type="checkbox"/> NO	

Project Outputs			
Category	Outputs	Unit	Total
TMS (Traffic Management Systems)	Software and hardware systems	EA	2,500
TMS (Traffic Management Systems)	Traffic signal interconnect projects	EA	200

Date 08/03/2021 16:44:16

Additional Information

Original Benefits and Outputs:

Equipping all Metro buses with TSP transponders will reduce travel time for buses operating on high frequency corridors that have TSP within the City of Los Angeles, as they significantly reduce wait times for buses at signalized intersections. As Metro and LADOT expand TSP infrastructure, all Metro buses will be able to take advantage of the time savings provided by this infrastructure.

Revised Benefits and Outputs:

This project will provide Metro buses in the Tier 1 Corridors with the benefits of reduced travel time and increased schedule/headway adherence. The new Wireless Cloud-Based TSP Service will also reduce the maintenance efforts needed to keep the TSP up and running. Further, it would establish a platform in the future for all Metro buses to receive priority treatments at any of the signalized intersections within the City of Los Angeles.

Explanation of PPR revisions:

The NextGen Project consist of 4 components each with its own PPR. We revised the organization of the project work included in each of the 4 components of this project and have revised the PPR's to better clarify the project work to be completed by each project component. We did not increase the project budget but we moved \$14 mil of LPP funds into this PPR and removed \$500,000 in local money increasing this component budget from \$1.5 mil to \$15 mil. We did extend the end of the Construction and Closeout dates to accommodate the revised work. This component was revised to combine the City of LA signal priority elements with improvements to the communication software on the 2,500 Metro buses.

The PPR updates the project title & description and the category and outputs to better reflect the actual work to be completed in the component. Additionally, the project schedule was updated to reflect the actual environmental approval time line and the revised the design and construction timelines. We also note that this project component will have no ROW work completed.

We changed the project title from NextGen Transit Signal Priority transponders to NextGen LADOT's Wireless Cloud-Based Transit Signal Priority Upgrade/Expansion to better reflect work to be completed in this component.

Proposed Funding Plan assumes non-proportional drawdown/expenditure of grant funds versus match (local) funds and will be requested at time of allocation.

Performance Indicators and Measures						
Measure	Required For	Indicator/Measure	Unit	Build	Future No Build	Change
Congestion Reduction	LPPF, LPPC, SCCP	Project Area, Corridor, County, or Regionwide VMT per Capita and Total VMT	Total Miles	412,853,000	0	412,853,000
			VMT per Capita	3.53	0	3.53
	LPPF, LPPC, SCCP	Person Hours of Travel Time Saved	Person Hours	8,761,000	0	8,761,000
			Hours per Capita	438,050	0	438,050
LPPF, LPPC, SCCP	Daily Vehicle Hours of Delay	Hours	0	0	0	
Throughput	Optional	Peak Period Person Throughput by Applicable Mode	# of Persons	124,413,300	118,394,000	6,019,300
	Optional	Passengers Per Vehicle Service Hour	# of Passengers	40.3	88.9	-48.6
System Reliability	LPPF, LPPC, SCCP	Peak Period Travel Time Reliability Index	Index	0	0	0
	LPPF, LPPC, SCCP	Transit Service On-Time Performance	% "On-time"	5.4	0	5.4
Air Quality & GHG	LPPF, LPPC, SCCP, TCEP	Particulate Matter	PM 2.5 Tons	0	2.52	-2.52
			PM 10 Tons	0	2.52	-2.52
	LPPF, LPPC, SCCP, TCEP	Carbon Dioxide (CO ₂)	Tons	0	179,808.75	-179,808.75
	LPPF, LPPC, SCCP, TCEP	Volatile Organic Compounds (VOC)	Tons	0	23.19	-23.19
	LPPF, LPPC, SCCP, TCEP	Sulphur Dioxides (SO _x)	Tons	0	1.76	-1.76
	LPPF, LPPC, SCCP, TCEP	Carbon Monoxide (CO)	Tons	0	0	0
	LPPF, LPPC, SCCP, TCEP	Nitrogen Oxides (NO _x)	Tons	0	49.5	-49.5
Safety	LPPF, LPPC, SCCP, TCEP	Number of Non-Motorized Fatalities and Non-Motorized Serious Injuries	Number	1,039	1,128	-89
	LPPF, LPPC, SCCP, TCEP	Number of Fatalities	Number	171	176	-5
	LPPF, LPPC, SCCP, TCEP	Fatalities per 100 Million VMT	Number	0.99	1.02	-0.03
	LPPF, LPPC, SCCP, TCEP	Number of Serious Injuries	Number	852	877	-25
	LPPF, LPPC, SCCP, TCEP	Number of Serious Injuries per 100 Million VMT	Number	5.38	5.52	-0.14
	Optional	Accident Cost Savings	Dollars	61,638,760	0	61,638,760
Accessibility	LPPF, LPPC, SCCP	Number of Jobs Accessible by Mode	Number	0	0	0
	LPPF, LPPC, SCCP	Number of Destinations Accessible by Mode	Number	0	0	0
	LPPF, LPPC, SCCP	Percent of Population Defined as Low Income or Disadvantaged Within 1/2 Mile of Rail Station, Ferry Terminal, or High-Frequency Bus Stop	%	90	90	0
Economic Development	LPPF, LPPC, SCCP, TCEP	Jobs Created (Direct and Indirect)	Number	454	0	454

Performance Indicators and Measures						
Measure	Required For	Indicator/Measure	Unit	Build	Future No Build	Change
Cost Effectiveness	LPPF, LPPC, SCCP, TCEP	Cost Benefit Ratio	Ratio	5.03	0	5.03
System Preservation Pavement	LPPC, LPPF	Pavement Condition Index	Index	0	0	0
			Rating	NA	NA	
System Preservation Bridges	LPPF, LPPC	Bridge Deck Rating	Rating	NA	NA	
	LPPF, LPPC	Bridge Superstructure Rating	Rating	NA	NA	
	LPPF, LPPC	Bridge Substructure Rating	Rating	NA	NA	
Noise Level (Soundwalls Only)	LPPC, LPPF	Number of Receptors	Number	0	0	0
	LPPC, LPPF	Properties Directly Benefited	Number	0	0	0
	LPPC, LPPF	Number of Decibels	Number	0	0	0

Complete this page for amendments only

Date 08/03/2021 16:44:16

District	County	Route	EA	Project ID	PPNO
07	Los Angeles				5755A

SECTION 1 - All Projects

Project Background

Programming Change Requested

Reason for Proposed Change

If proposed change will delay one or more components, clearly explain 1) reason for the delay, 2) cost increase related to the delay, and 3) how cost increase will be funded

Other Significant Information

SECTION 2 - For SB1 Project Only

Project Amendment Request (Please follow the individual SB1 program guidelines for specific criteria)

Approvals

I hereby certify that the above information is complete and accurate and all approvals have been obtained for the processing of this amendment request.

Name (Print or Type)	Signature	Title	Date

SECTION 3 - All Projects

Attachments

- 1) Concurrence from Implementing Agency and/or Regional Transportation Planning Agency
- 2) Project Location Map

Amendment (Existing Project) <input checked="" type="checkbox"/> YES <input type="checkbox"/> NO					Date	08/03/2021 16:45:32	
Programs <input type="checkbox"/> LPP-C <input type="checkbox"/> LPP-F <input type="checkbox"/> SCCP <input type="checkbox"/> TCEP <input type="checkbox"/> STIP <input type="checkbox"/> Other							
District	EA	Project ID	PPNO	Nominating Agency			
07			5755B	Los Angeles County Metropolitan Transportation Authority			
County	Route	PM Back	PM Ahead	Co-Nominating Agency			
Los Angeles							
				MPO	Element		
				SCAG	Mass Transit (MT)		
Project Manager/Contact			Phone	Email Address			
Vincent Lorenzo			213-418-3419	lorenzov@metro.net			

Project Title

NextGen Bus Mobile Validators for All-Door Boarding

Location (Project Limits), Description (Scope of Work)

Purchase and installation of 2,900 bus mobile validators (BMV) on Metro buses that operate on Tier One and Two high frequency corridors in Los Angeles County to enable all-door boarding.

Component	Implementing Agency
PA&ED	Los Angeles County Metropolitan Transportation Authority
PS&E	Los Angeles County Metropolitan Transportation Authority
Right of Way	Los Angeles County Metropolitan Transportation Authority
Construction	Los Angeles County Metropolitan Transportation Authority

Legislative Districts

Assembly: 64,66,39,41,43,45,46,48,49,50,51,53 Senate: 32,33,18,35,22,24,25,26,27,30 Congressional: 33,34,37,40,43,28,44,29,30

Project Milestone	Existing	Proposed
Project Study Report Approved	06/18/2021	
Begin Environmental (PA&ED) Phase	02/28/2021	01/01/2021
Circulate Draft Environmental Document Document Type CE	03/01/2021	05/01/2021
Draft Project Report	03/02/2021	05/02/2021
End Environmental Phase (PA&ED Milestone)	03/03/2021	06/30/2021
Begin Design (PS&E) Phase	03/30/2021	10/15/2021
End Design Phase (Ready to List for Advertisement Milestone)	02/28/2023	02/28/2023
Begin Right of Way Phase	03/01/2023	08/03/2021
End Right of Way Phase (Right of Way Certification Milestone)	03/02/2023	08/03/2021
Begin Construction Phase (Contract Award Milestone)	03/30/2023	10/15/2021
End Construction Phase (Construction Contract Acceptance Milestone)	03/30/2024	03/30/2024
Begin Closeout Phase	04/01/2024	04/01/2024
End Closeout Phase (Closeout Report)	05/01/2024	05/01/2024

Date 08/03/2021 16:45:32

Purpose and Need

Metro is proposing to expand All Door Boarding (ADB) to all buses that operate on the highest frequency Tier 1 and Tier 2 routes. ADB will expedite boarding and reduce dwell time at bus stops, and thereby enhance convenience and reduce travel time for Metro customers. The expansion of ADB involves the purchase and installation of bus mobile validator (BMV) devices by all doors of each bus to process TAP fare payments. 60-foot articulated buses will have three access points (front, middle, and rear) and 40 and 45-foot buses will have two access points (front and rear).

NHS Improvements <input type="checkbox"/> YES <input checked="" type="checkbox"/> NO	Roadway Class NA	Reversible Lane Analysis <input type="checkbox"/> YES <input checked="" type="checkbox"/> NO
Inc. Sustainable Communities Strategy Goals <input checked="" type="checkbox"/> YES <input type="checkbox"/> NO	Reduce Greenhouse Gas Emissions <input checked="" type="checkbox"/> YES <input type="checkbox"/> NO	

Project Outputs

Category	Outputs	Unit	Total
TMS (Traffic Management Systems)	Software and hardware systems	EA	2,900

Date 08/03/2021 16:45:32

Additional Information

Benefits and Outputs: All Door Boarding will expedite boarding and reduce dwell time at bus stops, thereby improving the speed of bus service on Metro bus routes. Access to all doors also means a more even distribution of the passenger load, a reduction of boarding-related safety hazards and fewer opportunities for customer injuries. Additionally, ADB allows passengers who use wheelchairs to board with ramp-assist in the front of the bus while other passengers board in the rear. Further, ADB will better enable social distancing between customers and between customers and bus operators.

Explanation of PPR Revisions:

Although we have revised the components of the NextGen project, this component and PPR only require one revision. We had to revise the Category and Output section because it was incorrectly stated as Rail-Multi modal and it should be TMS. The funding mix was revised to fund the component 100% with LPP funds and will be matched by other locally funded components.

Proposed Funding Plan assumes non-proportional drawdown/expenditure of grant funds versus match (local) funds and will be requested at time of allocation.

Performance Indicators and Measures						
Measure	Required For	Indicator/Measure	Unit	Build	Future No Build	Change
Congestion Reduction	LPPF, LPPC, SCCP	Project Area, Corridor, County, or Regionwide VMT per Capita and Total VMT	Total Miles	412,853,000	0	412,853,000
			VMT per Capita	3.53	0	3.53
	LPPF, LPPC, SCCP	Person Hours of Travel Time Saved	Person Hours	8,761,000	0	8,761,000
			Hours per Capita	438,050	0	438,050
	LPPF, LPPC, SCCP	Daily Vehicle Hours of Delay	Hours	0	0	0
Throughput	Optional	Peak Period Person Throughput by Applicable Mode	# of Persons	124,413,300	118,394,000	6,019,300
	Optional	Passengers Per Vehicle Service Hour	# of Passengers	40.3	88.9	-48.6
System Reliability	LPPF, LPPC, SCCP	Peak Period Travel Time Reliability Index	Index	0	0	0
	LPPF, LPPC, SCCP	Transit Service On-Time Performance	% "On-time"	5.4	0	5.4
Air Quality & GHG	LPPF, LPPC, SCCP, TCEP	Particulate Matter	PM 2.5 Tons	0	2.52	-2.52
			PM 10 Tons	0	2.52	-2.52
	LPPF, LPPC, SCCP, TCEP	Carbon Dioxide (CO2)	Tons	0	179,808.75	-179,808.75
	LPPF, LPPC, SCCP, TCEP	Volatile Organic Compounds (VOC)	Tons	0	23.19	-23.19
	LPPF, LPPC, SCCP, TCEP	Sulphur Dioxides (SOx)	Tons	0	1.76	-1.76
	LPPF, LPPC, SCCP, TCEP	Carbon Monoxide (CO)	Tons	0	0	0
	LPPF, LPPC, SCCP, TCEP	Nitrogen Oxides (NOx)	Tons	0	49.5	-49.5
Safety	LPPF, LPPC, SCCP, TCEP	Number of Non-Motorized Fatalities and Non-Motorized Serious Injuries	Number	1,039	1,128	-89
	LPPF, LPPC, SCCP, TCEP	Number of Fatalities	Number	171	176	-5
	LPPF, LPPC, SCCP, TCEP	Fatalities per 100 Million VMT	Number	0.99	1.02	-0.03
	LPPF, LPPC, SCCP, TCEP	Number of Serious Injuries	Number	852	877	-25
	LPPF, LPPC, SCCP, TCEP	Number of Serious Injuries per 100 Million VMT	Number	5.38	5.52	-0.14
	Optional	Accident Cost Savings	Dollars	61,638,760	0	61,638,760
Accessibility	LPPF, LPPC, SCCP	Number of Jobs Accessible by Mode	Number	0	0	0
	LPPF, LPPC, SCCP	Number of Destinations Accessible by Mode	Number	0	0	0
	LPPF, LPPC, SCCP	Percent of Population Defined as Low Income or Disadvantaged Within 1/2 Mile of Rail Station, Ferry Terminal, or High-Frequency Bus Stop	%	90	90	0
Economic Development	LPPF, LPPC, SCCP, TCEP	Jobs Created (Direct and Indirect)	Number	454	0	454

Performance Indicators and Measures						
Measure	Required For	Indicator/Measure	Unit	Build	Future No Build	Change
Cost Effectiveness	LPPF, LPPC, SCCP, TCEP	Cost Benefit Ratio	Ratio	5.03	0	5.03
System Preservation Pavement	LPPC, LPPF	Pavement Condition Index	Index	0	0	0
			Rating	NA	NA	
System Preservation Bridges	LPPF, LPPC	Bridge Deck Rating	Rating	NA	NA	
	LPPF, LPPC	Bridge Superstructure Rating	Rating	NA	NA	
	LPPF, LPPC	Bridge Substructure Rating	Rating	NA	NA	
Noise Level (Soundwalls Only)	LPPC, LPPF	Number of Receptors	Number	0	0	0
	LPPC, LPPF	Properties Directly Benefited	Number	0	0	0
	LPPC, LPPF	Number of Decibels	Number	0	0	0

District	County	Route	EA	Project ID	PPNO
07	Los Angeles				5755B

Project Title
 NextGen Bus Mobile Validators for All-Door Boarding

Existing Total Project Cost (\$1,000s)									Implementing Agency
Component	Prior	21-22	22-23	23-24	24-25	25-26	26-27+	Total	
E&P (PA&ED)									Los Angeles County Metropolitan Tra
PS&E									Los Angeles County Metropolitan Tra
R/W SUP (CT)									Los Angeles County Metropolitan Tra
CON SUP (CT)									Los Angeles County Metropolitan Tra
R/W									Los Angeles County Metropolitan Tra
CON			10,000					10,000	Los Angeles County Metropolitan Tra
TOTAL			10,000					10,000	

Proposed Total Project Cost (\$1,000s)									Notes
Component	Prior	21-22	22-23	23-24	24-25	25-26	26-27+	Total	
E&P (PA&ED)									
PS&E									
R/W SUP (CT)									
CON SUP (CT)									
R/W									
CON		10,000						10,000	
TOTAL		10,000						10,000	

Fund #1:	State SB1 LPP - Local Partnership Program - Competitive program (Committed)								Program Code
	Existing Funding (\$1,000s)								30.10.724.200
Component	Prior	21-22	22-23	23-24	24-25	25-26	26-27+	Total	Funding Agency
E&P (PA&ED)									
PS&E									
R/W SUP (CT)									
CON SUP (CT)									
R/W									
CON			5,000					5,000	
TOTAL			5,000					5,000	

Proposed Funding (\$1,000s)									Notes
Component	Prior	21-22	22-23	23-24	24-25	25-26	26-27+	Total	
E&P (PA&ED)									LPP revenues funding this component will be matched by local revenues funding the NextGen Countywide Wireless Transit Signal Priority Upgrade Component.
PS&E									
R/W SUP (CT)									
CON SUP (CT)									
R/W									
CON		10,000						10,000	
TOTAL		10,000						10,000	

Complete this page for amendments only

Date 08/03/2021 16:45:32

District	County	Route	EA	Project ID	PPNO
07	Los Angeles				5755B

SECTION 1 - All Projects

Project Background

N/A

Programming Change Requested

Reason for Proposed Change

N/A

If proposed change will delay one or more components, clearly explain 1) reason for the delay, 2) cost increase related to the delay, and 3) how cost increase will be funded

Other Significant Information

SECTION 2 - For SB1 Project Only

Project Amendment Request (Please follow the individual SB1 program guidelines for specific criteria)

N/A

Approvals

I hereby certify that the above information is complete and accurate and all approvals have been obtained for the processing of this amendment request.

Name (Print or Type)	Signature	Title	Date

SECTION 3 - All Projects

Attachments

- 1) Concurrence from Implementing Agency and/or Regional Transportation Planning Agency
- 2) Project Location Map

Amendment (Existing Project) <input checked="" type="checkbox"/> YES <input type="checkbox"/> NO				Date	08/03/2021 17:29:03
Programs <input type="checkbox"/> LPP-C <input type="checkbox"/> LPP-F <input type="checkbox"/> SCCP <input type="checkbox"/> TCEP <input type="checkbox"/> STIP <input type="checkbox"/> Other					
District	EA	Project ID	PPNO	Nominating Agency	
07			5755D	Los Angeles County Metropolitan Transportation Authority	
County	Route	PM Back	PM Ahead	Co-Nominating Agency	
Los Angeles					
				MPO	Element
				SCAG	Mass Transit (MT)
Project Manager/Contact			Phone	Email Address	
Vincent Lorenzo			213-418-3419	lorenzov@metro.net	

Project Title

NextGen Bus Priority Lanes on LA Streets

Location (Project Limits), Description (Scope of Work)

Original - Design and implementation of bus priority lanes and other operational improvements on up to 80 lane miles of streets of LA Metro's Tier One network in the City of Los Angeles.

Revised - Design and implementation of bus priority lanes and other operational improvements to 80 lane miles of streets of LA Metro's Tier One network in Los Angeles county, with a majority of these streets within the City of Los Angeles.

Component	Implementing Agency
PA&ED	Los Angeles County Metropolitan Transportation Authority
PS&E	Los Angeles County Metropolitan Transportation Authority
Right of Way	Los Angeles County Metropolitan Transportation Authority
Construction	Los Angeles County Metropolitan Transportation Authority

Legislative Districts

Assembly: 50,51,53,54,39,43,59,45,46,62	Senate: 33,18,35,24,26,27,30	Congressional: 33,34,37,39,40,43,28,30
---	------------------------------	--

Project Milestone	Existing	Proposed
Project Study Report Approved	06/18/2021	
Begin Environmental (PA&ED) Phase	12/01/2020	01/01/2021
Circulate Draft Environmental Document Document Type CE	03/31/2021	05/01/2021
Draft Project Report	04/15/2021	05/02/2021
End Environmental Phase (PA&ED Milestone)	06/01/2021	06/30/2021
Begin Design (PS&E) Phase	06/30/2021	09/01/2021
End Design Phase (Ready to List for Advertisement Milestone)	10/01/2021	12/31/2022
Begin Right of Way Phase	10/01/2021	08/03/2021
End Right of Way Phase (Right of Way Certification Milestone)	10/02/2021	08/03/2021
Begin Construction Phase (Contract Award Milestone)	06/30/2021	01/02/2023
End Construction Phase (Construction Contract Acceptance Milestone)	12/31/2023	06/30/2024
Begin Closeout Phase	01/31/2024	07/01/2024
End Closeout Phase (Closeout Report)	03/30/2024	12/31/2024

Date 08/03/2021 17:29:03

Purpose and Need

In recent years, the primary contributor to slow speeds and poor schedule reliability on Metro’s bus system has been growing traffic congestion on city streets. This congestion directly increases Metro’s operating costs and reduces the quality of the service that Metro can afford to provide. In response, Metro’s NextGen Transit First Plan will reorganize bus corridors into four tiers of service standards. The Tier One corridors will have the highest frequency of service and will operate on transit priority streets. Converting curb lanes to bus priority lanes on some of these streets will improve service speed and reliability by allowing buses to bypass vehicular congestion.

NHS Improvements <input type="checkbox"/> YES <input checked="" type="checkbox"/> NO	Roadway Class NA	Reversible Lane Analysis <input type="checkbox"/> YES <input checked="" type="checkbox"/> NO
Inc. Sustainable Communities Strategy Goals <input checked="" type="checkbox"/> YES <input type="checkbox"/> NO	Reduce Greenhouse Gas Emissions <input checked="" type="checkbox"/> YES <input type="checkbox"/> NO	

Project Outputs

Category	Outputs	Unit	Total
Operational Improvement	Slow vehicle lanes	Miles	80

Date 08/03/2021 17:29:03

Additional Information

Benefits and Outputs:

Providing high-quality transit options with consistent, and competitive, travel times is the single most important step Metro can take to retain and grow ridership, increase the carrying capacity of local roadways, and shift regional travel patterns toward more efficient modes. Installing new bus lanes will allow Metro's highest frequency buses as well as municipal bus operators to move unencumbered through the core of the City of Los Angeles. Converting curb lanes to bus lanes has also been shown to improve safety through crash reduction.

Explanation of PPR revisions:

The NextGen Project consist of 4 components each with its own PPR. We revised the organization of the project work included in each of the 4 components of this project and have revised the PPR's to better clarify the project work to be completed by each project component. We have not increased the budget or asked for additional time to complete the project but we have moved out the construction completion date and end closeout date to reflect the time frame for the revised work being completed in this component. Additionally, we have revised the funding plan and programmed all of the funds for this work from Prior, FY21/22 and FY22/23 to FY 21/22 due to reflect program year instead of cashflow. We have removed \$8 mil in LPP Funds and added an additional \$7 mil in local funds to the current \$8 mil in local funds. We have now reduced the budget from \$16 mil to \$15 mil and programed all \$15 mil in local funds to 21/22 to serve as match to LPP funded components.

This PPR updates the project title, description and the category and outputs page to better reflect the work to be completed in this component. Additionally the project schedule was updated to reflect the actual environmental approval date and the revised design and construction timelines. We also note that this project component will have no ROW work completed.

Additionally, we changed the project title from NextGen Bus Speed Improvements for LA Streets to NextGen Bus Priority Lanes on LA Streets to reflect the activities to be implemented.

Proposed Funding Plan assumes non-proportional drawdown/expenditure of grant funds versus match (local) funds and will be requested at time of allocation.

Performance Indicators and Measures						
Measure	Required For	Indicator/Measure	Unit	Build	Future No Build	Change
Congestion Reduction	LPPF, LPPC, SCCP	Project Area, Corridor, County, or Regionwide VMT per Capita and Total VMT	Total Miles	412,853,000	0	412,853,000
			VMT per Capita	3.53	0	3.53
	LPPF, LPPC, SCCP	Person Hours of Travel Time Saved	Person Hours	8,761,000	0	8,761,000
			Hours per Capita	438,050	0	438,050
	LPPF, LPPC, SCCP	Daily Vehicle Hours of Delay	Hours	0	0	0
Throughput	Optional	Peak Period Person Throughput by Applicable Mode	# of Persons	124,413,300	118,394,000	6,019,300
	Optional	Passengers Per Vehicle Service Hour	# of Passengers	40.3	88.9	-48.6
System Reliability	LPPF, LPPC, SCCP	Peak Period Travel Time Reliability Index	Index	0	0	0
	LPPF, LPPC, SCCP	Transit Service On-Time Performance	% "On-time"	5.4	0	5.4
Air Quality & GHG	LPPF, LPPC, SCCP, TCEP	Particulate Matter	PM 2.5 Tons	0	2.52	-2.52
			PM 10 Tons	0	2.52	-2.52
	LPPF, LPPC, SCCP, TCEP	Carbon Dioxide (CO2)	Tons	0	179,808.75	-179,808.75
	LPPF, LPPC, SCCP, TCEP	Volatile Organic Compounds (VOC)	Tons	0	23.19	-23.19
	LPPF, LPPC, SCCP, TCEP	Sulphur Dioxides (SOx)	Tons	0	1.76	-1.76
	LPPF, LPPC, SCCP, TCEP	Carbon Monoxide (CO)	Tons	0	0	0
	LPPF, LPPC, SCCP, TCEP	Nitrogen Oxides (NOx)	Tons	0	49.5	-49.5
Safety	LPPF, LPPC, SCCP, TCEP	Number of Non-Motorized Fatalities and Non-Motorized Serious Injuries	Number	1,039	1,128	-89
	LPPF, LPPC, SCCP, TCEP	Number of Fatalities	Number	171	176	-5
	LPPF, LPPC, SCCP, TCEP	Fatalities per 100 Million VMT	Number	0.99	1.02	-0.03
	LPPF, LPPC, SCCP, TCEP	Number of Serious Injuries	Number	852	877	-25
	LPPF, LPPC, SCCP, TCEP	Number of Serious Injuries per 100 Million VMT	Number	5.38	5.52	-0.14
	Optional	Accident Cost Savings	Dollars	61,638,760	0	61,638,760
Accessibility	LPPF, LPPC, SCCP	Number of Jobs Accessible by Mode	Number	0	0	0
	LPPF, LPPC, SCCP	Number of Destinations Accessible by Mode	Number	0	0	0
	LPPF, LPPC, SCCP	Percent of Population Defined as Low Income or Disadvantaged Within 1/2 Mile of Rail Station, Ferry Terminal, or High-Frequency Bus Stop	%	90	90	0
Economic Development	LPPF, LPPC, SCCP, TCEP	Jobs Created (Direct and Indirect)	Number	454	0	454

Performance Indicators and Measures						
Measure	Required For	Indicator/Measure	Unit	Build	Future No Build	Change
Cost Effectiveness	LPPF, LPPC, SCCP, TCEP	Cost Benefit Ratio	Ratio	5.03	0	5.03
System Preservation Pavement	LPPC, LPPF	Pavement Condition Index	Index	0	0	0
			Rating	NA	NA	
System Preservation Bridges	LPPF, LPPC	Bridge Deck Rating	Rating	NA	NA	
	LPPF, LPPC	Bridge Superstructure Rating	Rating	NA	NA	
	LPPF, LPPC	Bridge Substructure Rating	Rating	NA	NA	
Noise Level (Soundwalls Only)	LPPC, LPPF	Number of Receptors	Number	0	0	0
	LPPC, LPPF	Properties Directly Benefited	Number	0	0	0
	LPPC, LPPF	Number of Decibels	Number	0	0	0

Complete this page for amendments only

Date 08/03/2021 17:29:03

District	County	Route	EA	Project ID	PPNO
07	Los Angeles				5755D

SECTION 1 - All Projects

Project Background

Programming Change Requested

Reason for Proposed Change

If proposed change will delay one or more components, clearly explain 1) reason for the delay, 2) cost increase related to the delay, and 3) how cost increase will be funded

Other Significant Information

SECTION 2 - For SB1 Project Only

Project Amendment Request (Please follow the individual SB1 program guidelines for specific criteria)

Approvals

I hereby certify that the above information is complete and accurate and all approvals have been obtained for the processing of this amendment request.

Name (Print or Type)	Signature	Title	Date

SECTION 3 - All Projects

Attachments

- 1) Concurrence from Implementing Agency and/or Regional Transportation Planning Agency
- 2) Project Location Map

Amendment (Existing Project) <input checked="" type="checkbox"/> YES <input type="checkbox"/> NO					Date	08/03/2021 17:28:03	
Programs <input type="checkbox"/> LPP-C <input type="checkbox"/> LPP-F <input type="checkbox"/> SCCP <input type="checkbox"/> TCEP <input type="checkbox"/> STIP <input type="checkbox"/> Other							
District	EA	Project ID	PPNO	Nominating Agency			
07			5755C	Los Angeles County Metropolitan Transportation Authority			
County	Route	PM Back	PM Ahead	Co-Nominating Agency			
Los Angeles							
				MPO	Element		
				SCAG	Mass Transit (MT)		
Project Manager/Contact			Phone	Email Address			
Vincent Lorenzo			213-418-3419	lorenzov@metro.net			

Project Title

NextGen Countywide Wireless Transit Signal Priority Upgrade

Location (Project Limits), Description (Scope of Work)

Original - Purchase, design and installation of transit signal priority infrastructure on at least 200 intersections and replace wireless transit signal priority infrastructure on at least 300 intersections in the Tier One Network in County of Los Angeles.

Revised - Purchase, design and installation of transit signal priority infrastructure on at least 300 intersections in the Tier One Network in the County of Los Angeles.

Component	Implementing Agency
PA&ED	Los Angeles County Metropolitan Transportation Authority
PS&E	Los Angeles County Metropolitan Transportation Authority
Right of Way	Los Angeles County Metropolitan Transportation Authority
Construction	Los Angeles County Metropolitan Transportation Authority

Legislative Districts

Assembly: 64,66,39,41,43,45,46,48,49,50,51,53 Senate: 32,33,18,35,22,24,25,26,27,30 Congressional: 33,34,37,40,43,28,44,29,30

Project Milestone	Existing	Proposed
Project Study Report Approved	06/18/2021	
Begin Environmental (PA&ED) Phase	02/01/2021	01/01/2021
Circulate Draft Environmental Document Document Type CE	02/02/2021	05/01/2021
Draft Project Report	02/15/2021	05/02/2021
End Environmental Phase (PA&ED Milestone)	03/01/2021	06/30/2021
Begin Design (PS&E) Phase	08/01/2021	09/01/2021
End Design Phase (Ready to List for Advertisement Milestone)	05/31/2022	08/31/2022
Begin Right of Way Phase	06/01/2022	08/03/2021
End Right of Way Phase (Right of Way Certification Milestone)	06/02/2022	08/03/2021
Begin Construction Phase (Contract Award Milestone)	06/03/2022	05/01/2022
End Construction Phase (Construction Contract Acceptance Milestone)	06/30/2024	06/30/2024
Begin Closeout Phase	07/01/2024	07/01/2024
End Closeout Phase (Closeout Report)	08/31/2024	08/31/2024

Date 08/03/2021 17:28:03

Purpose and Need

Original -The Los Angeles Department of Transportation has installed a loop-based transit signal priority (TSP) system on select corridors within the City of Los Angeles, and Metro and other municipalities have installed a wireless transit signal priority system on select corridors outside of the City of Los Angeles. The NextGen Transit First Service Plan will introduce an expanded number of high-frequency bus corridors that will require transit signal priority at intersections to achieve increased service speeds. Depending on the municipal jurisdiction of the intersection, this infrastructure will be comprised of loop detectors embedded in the pavement or a wireless system.

Revised - Metro and other municipalities have installed a wireless transit signal priority system on select corridors outside of the City of Los Angeles. The NextGen Transit First Service Plan will introduce an expanded number of high-frequency bus corridors that will require transit signal priority at additional intersections to achieve increased service speeds.

NHS Improvements <input type="checkbox"/> YES <input checked="" type="checkbox"/> NO	Roadway Class NA	Reversible Lane Analysis <input type="checkbox"/> YES <input checked="" type="checkbox"/> NO
Inc. Sustainable Communities Strategy Goals <input checked="" type="checkbox"/> YES <input type="checkbox"/> NO	Reduce Greenhouse Gas Emissions <input checked="" type="checkbox"/> YES <input type="checkbox"/> NO	

Project Outputs

Category	Outputs	Unit	Total
TMS (Traffic Management Systems)	Traffic signal interconnect projects	EA	300

Date 08/03/2021 17:28:03

Additional Information

Benefits and outputs:

Increasing the number of intersections with transit signal priority on high-frequency corridors will reduce travel time for buses as they significantly reduce dwell times for buses at signalized intersections. This travel time savings will allow Metro and municipal bus operators to operate faster and more efficient service.

Explanation of PPR revisions:

The NextGen Project consist of 4 components each with its own PPR. We revised the organization of the project work included in each of the 4 components of this project and have revised the PPR's to better clarify the project work to be completed by each project component. We have not increased the project budget or asked for additional time to complete the project. We have revised the funding plan for this work to focus solely on signal improvement managed by the County of Los Angeles. We have removed \$11.5 mil in LPP Funds and removed \$1.5 mil in local funds. We have now reduced the budget for this component from \$23 mil to \$10 mil and programmed all \$10 mil in local funds in FY 21/22.

This PPR updates the project title & description and the category and outputs to better reflect the work to be completed in this component. Additionally, the project schedule was updated to reflect the actual environmental approval time line and revised Design and construction timelines. We also note that this project will have no ROW work to be completed. The outputs associated with the 200 LA City signals in the original version of this PPR were removed from this component and are now shown in the NextGen LADOT Wireless Cloud-Based Transit Signal Priority Upgrade/Expansion component.

Additionally, we changed the project title from NextGen Bus Speed Improvements for LA Streets to NextGen Countywide Wireless Transit Signal Priority Upgrade to better reflect work to be completed in this component.

Proposed Funding Plan assumes non-proportional drawdown/expenditure of grant funds versus match (local) funds and will be requested at time of allocation.

Performance Indicators and Measures						
Measure	Required For	Indicator/Measure	Unit	Build	Future No Build	Change
Congestion Reduction	LPPF, LPPC, SCCP	Project Area, Corridor, County, or Regionwide VMT per Capita and Total VMT	Total Miles	412,853,000	0	412,853,000
			VMT per Capita	3.53	0	3.53
	LPPF, LPPC, SCCP	Person Hours of Travel Time Saved	Person Hours	438,050	0	438,050
			Hours per Capita	8,761,000	0	8,761,000
LPPF, LPPC, SCCP	Daily Vehicle Hours of Delay	Hours	0	0	0	
Throughput	Optional	Peak Period Person Throughput by Applicable Mode	# of Persons	124,413,300	118,394,000	6,019,300
	Optional	Passengers Per Vehicle Service Hour	# of Passengers	40.3	88.9	-48.6
System Reliability	LPPF, LPPC, SCCP	Peak Period Travel Time Reliability Index	Index	0	0	0
	LPPF, LPPC, SCCP	Transit Service On-Time Performance	% "On-time"	5.4	0	5.4
Air Quality & GHG	LPPF, LPPC, SCCP, TCEP	Particulate Matter	PM 2.5 Tons	0	2.52	-2.52
			PM 10 Tons	0	2.52	-2.52
	LPPF, LPPC, SCCP, TCEP	Carbon Dioxide (CO2)	Tons	0	179,808.75	-179,808.75
	LPPF, LPPC, SCCP, TCEP	Volatile Organic Compounds (VOC)	Tons	0	23.19	-23.19
	LPPF, LPPC, SCCP, TCEP	Sulphur Dioxides (SOx)	Tons	0	1.76	-1.76
	LPPF, LPPC, SCCP, TCEP	Carbon Monoxide (CO)	Tons	0	0	0
	LPPF, LPPC, SCCP, TCEP	Nitrogen Oxides (NOx)	Tons	0	49.5	-49.5
Safety	LPPF, LPPC, SCCP, TCEP	Number of Non-Motorized Fatalities and Non-Motorized Serious Injuries	Number	1,039	1,128	-89
	LPPF, LPPC, SCCP, TCEP	Number of Fatalities	Number	171	176	-5
	LPPF, LPPC, SCCP, TCEP	Fatalities per 100 Million VMT	Number	0.99	1.02	-0.03
	LPPF, LPPC, SCCP, TCEP	Number of Serious Injuries	Number	852	877	-25
	LPPF, LPPC, SCCP, TCEP	Number of Serious Injuries per 100 Million VMT	Number	5.38	5.52	-0.14
	Optional	Accident Cost Savings	Dollars	61,638,760	0	61,638,760
Accessibility	LPPF, LPPC, SCCP	Number of Jobs Accessible by Mode	Number	0	0	0
	LPPF, LPPC, SCCP	Number of Destinations Accessible by Mode	Number	0	0	0
	LPPF, LPPC, SCCP	Percent of Population Defined as Low Income or Disadvantaged Within 1/2 Mile of Rail Station, Ferry Terminal, or High-Frequency Bus Stop	%	90	90	0
Economic Development	LPPF, LPPC, SCCP, TCEP	Jobs Created (Direct and Indirect)	Number	454	0	454

Performance Indicators and Measures						
Measure	Required For	Indicator/Measure	Unit	Build	Future No Build	Change
Cost Effectiveness	LPPF, LPPC, SCCP, TCEP	Cost Benefit Ratio	Ratio	5.03	0	5.03
System Preservation Pavement	LPPC, LPPF	Pavement Condition Index	Index	0	0	0
			Rating	NA	NA	
System Preservation Bridges	LPPF, LPPC	Bridge Deck Rating	Rating	NA	NA	
	LPPF, LPPC	Bridge Superstructure Rating	Rating	NA	NA	
	LPPF, LPPC	Bridge Substructure Rating	Rating	NA	NA	
Noise Level (Soundwalls Only)	LPPC, LPPF	Number of Receptors	Number	0	0	0
	LPPC, LPPF	Properties Directly Benefited	Number	0	0	0
	LPPC, LPPF	Number of Decibels	Number	0	0	0

Fund #2:	Local Funds - Local Transportation Funds (Committed)								Program Code
	Existing Funding (\$1,000s)								20.10.400.100
Component	Prior	21-22	22-23	23-24	24-25	25-26	26-27+	Total	Funding Agency
E&P (PA&ED)									Los Angeles County Metropolitan Tra
PS&E									
R/W SUP (CT)									
CON SUP (CT)									
R/W									
CON		11,500						11,500	
TOTAL		11,500						11,500	
	Proposed Funding (\$1,000s)								
E&P (PA&ED)									Local revenues funding this component will be used to match LPP revenues funding the NextGen Mobile Validators for All-Door Boarding component.
PS&E									
R/W SUP (CT)									
CON SUP (CT)									
R/W									
CON		10,000						10,000	
TOTAL		10,000						10,000	

Complete this page for amendments only

Date 08/03/2021 17:28:03

District	County	Route	EA	Project ID	PPNO
07	Los Angeles				5755C

SECTION 1 - All Projects

Project Background

NA

Programming Change Requested

Reason for Proposed Change

NA

If proposed change will delay one or more components, clearly explain 1) reason for the delay, 2) cost increase related to the delay, and 3) how cost increase will be funded

Other Significant Information

SECTION 2 - For SB1 Project Only

Project Amendment Request (Please follow the individual SB1 program guidelines for specific criteria)

NA

Approvals

I hereby certify that the above information is complete and accurate and all approvals have been obtained for the processing of this amendment request.

Name (Print or Type)	Signature	Title	Date

SECTION 3 - All Projects

Attachments

- 1) Concurrence from Implementing Agency and/or Regional Transportation Planning Agency
- 2) Project Location Map

NEXTGEN BUS SPEED AND RELIABILITY IMPROVEMENTS
LPP Funding Delivery Plan (Current Final as of 7/23/2021)

Project Component	Budget in \$1,000	Scope of Work	Implement Agency	Procurement Method	Contract Award Date	Milestone
Bus Priority Lanes	\$15,000* - Local Funds (Originally \$16,000)	Design and install 80 lane-mile bus priority lanes (ePPR-6065-2020-0004)	LADOT (32 lane-mile)	Three Annual Work Programs to design and install using City forces	Sept. 1, 2021 July 1, 2022 July 3, 2023	Complete 10-11 lane-mile per year in FY22-24
			Metro (48 lane-mile)	Three Task Orders using IDIQ Design-Build Contract	Sept. 1, 2021 July 1, 2022 July 3, 2023	Complete 16 lane-mile per year in FY22-24
Countywide Wireless Transit Signal Priority Upgrade	\$10,000 -Local Funds	Replace and upgrade Countywide Wireless TSP system on 300 signals (ePPR-6065-2020-0006)	Metro	One contract task order using highway on-call contract	Sept. 1, 2021	Complete design in FY22 and finish installation of 300 signals in FY24.
Bus Mobile Validators for All-Door Boarding (LPP Funds)	\$10,000 -LPP Funds (Same as original budget)	Purchase and install 2900 Bus Mobile Validators (ePPR-6065-2020-0003)	Metro	<u>Device purchase:</u> One contract using competitive bid <u>Installation:</u> Metro staff	Nov. 1, 2021	Complete device purchase in FY23 & installation in FY24
LADOT Transit Signal Priority Expansion & Transponders in the City of Los Angeles (LPP Funds)	\$15,000* -LPP Funds (Originally \$14,000)	Design and install LADOT's TSP on 200 signals; Purchase and upgrade software on 2500 buses (ePPR-6065-2020-0002)	Metro	One design-build contract: TSP design & Implementation	June 1, 2022	Complete design in FY23 & finish system implementation in FY26

ROAD REPAIR AND ACCOUNTBILITY ACT OF 2017
LOCAL PARTNERSHIP COMPETITIVE PROGRAM
PROJECT BASELINE AGREEMENT
NextGen Bus Speed & Reliability Improvements

Exhibit B:
Project Report

METRO NEXTGEN SPEED AND RELIABILITY IMPROVMENTS

Project Report




Project Report

APPROVAL RECOMMENDED:

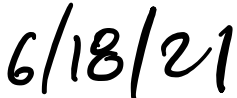


Stephen Tu, Project Manager

PROJECT APPROVED:

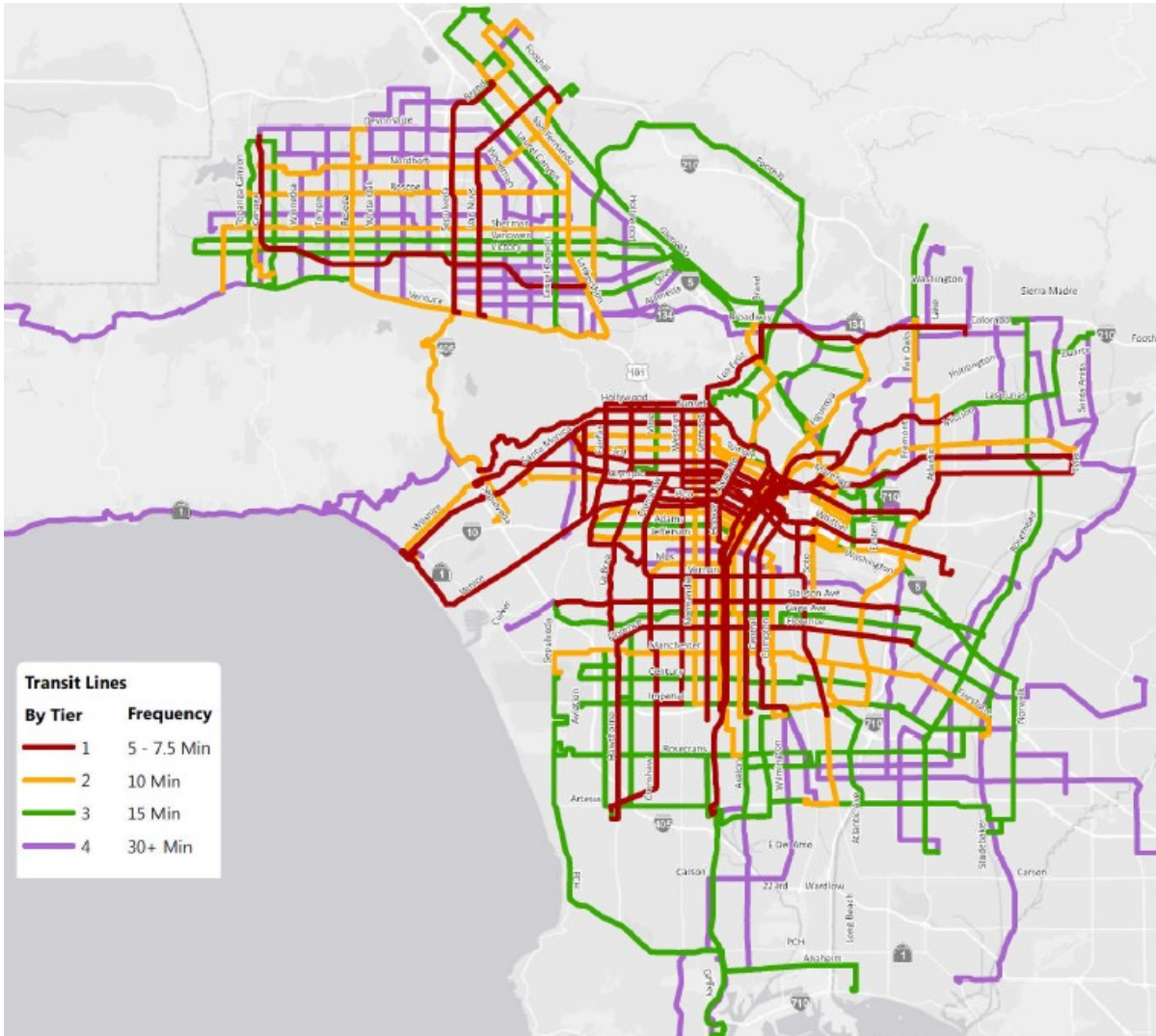


Conan Cheung, Sr. Executive Officer



Date

Vicinity Map Project Location Full Transit First Service Network



1. INTRODUCTION

Project Description:

The Los Angeles County Metropolitan is implementing the Bus Speed and Reliability Improvements identified in Metro’s NextGen Transit First Service Plan. This project includes three major components: 1) the expansion of Transit Signal Priority (TSP) to cover all Tier One bus corridors through the installation of new TSP system and infrastructure on all Tier One bus corridors; 2) design and construction of new bus-only lanes and other transit priority improvements on up to 80 lane miles on the

highest frequency corridors in the City of Los Angeles and neighboring cities; 3) the purchase and installation of bus mobile validators for fare payment to enable all-door boarding on the Tier One and Two network.

Metro's Tier One Network



Purpose and Need:

Metro has begun implementing the NextGen Bus Plan, a totally redesigned bus system based on rigorous study and public involvement that will improve service for the more than 70 percent of Metro patrons who rely on the bus system, regain former patrons and attract new customers by being more competitive relative to other travel options. Based on robust public input and technical analysis, this redesigned bus system will provide faster, more frequent, and more reliable service, giving Los

Angeles residents and commuters an alternative to sitting in gridlock and improving transportation equity.

In recent years, the primary contributor to slow bus speeds and poor schedule reliability has been growing traffic congestion on city streets. This congestion reduces the quality of the service that Metro can afford to provide to Los Angeles County residents and disproportionately impacts low-income riders who depend on the bus to access jobs, healthcare, and other important destinations. Indeed, during the development of the NextGen Bus Study, the public clearly told Metro that improving bus speed and reliability is the single most important step Metro can take to retain, recapture and grow ridership, increase the people throughput capacity of local roadways, and shift regional travel patterns toward more sustainable modes.

Metro and municipal buses operate on streets controlled by the City of Los Angeles and neighboring cities. Metro and the City of Los Angeles Department of Transportation (LADOT) continue to partner closely to coordinate on delivering the infrastructure improvements on important bus corridors in the City of Los Angeles. In 2018, Metro began the process of reimagining the bus system to better meet the needs of current and future riders. The NextGen Bus Plan was approved by the Metro Board in October 2020 after extensive public outreach and reviews.

The Transit First Bus Service Plan divides Metro's countywide bus network into four tiers of service based on service frequency. The Tier One network is made up of transportation spines that will receive the highest investment in customer and operations infrastructure. Over half of today's bus riders use one of the top 25 corridors that make up this core network. The peak hour frequency of service on these lines is every 5 - 7.5 min. The Tier Two network, with 10 minute peak hour headways, completes the "spontaneous use" network. 3 in 10 Metro bus riders use the Tier Two network of 19 lines. Altogether, 8 in 10 Metro bus riders use a Tier One or Tier Two corridor.

Metro has started the implementation of key components of the Plan using the "Transit First" approach including projects that speed up buses including an expansion of bus lanes, transit signal priority, and all-door boarding; make bus stops more comfortable; and add more frequent services, among other improvements. The improvements in speed and reliability, which are the focus of this Project, will improve Metro's performance as well as the performance of municipal bus lines that use high-frequency bus corridors.

2. SCOPE

Transit Signal Priority

This Project includes the expansion of transit signal priority (TSP) throughout the Tier One network. TSP uses technology to reduce dwell time at traffic signals for transit vehicles by extending green lights, shortening red lights, or giving priority to

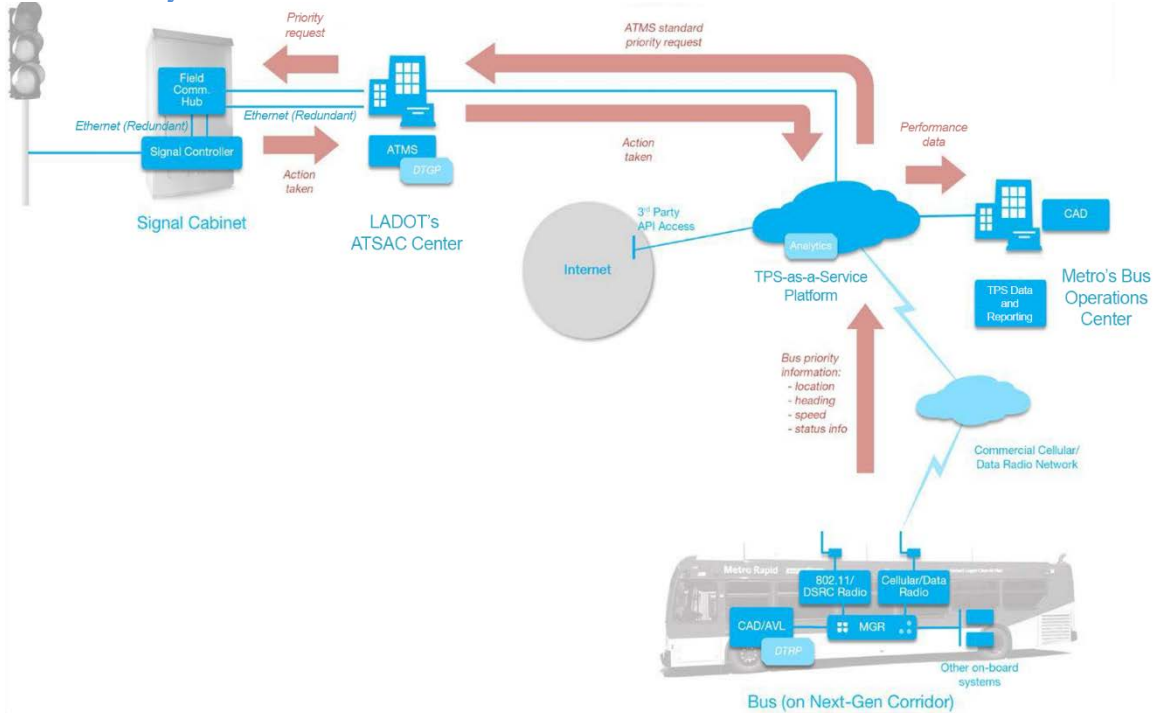
transit vehicles approaching an intersection. The TSP system can be either wireless or loop based. The wireless system typically includes bus routers and GPS units on board buses and transmit the bus ID and location information in near real-time to the Traffic Management Center (TMC) or the intersection controllers, which will then adjust traffic signal timing to reduce delays for buses. The loop based system consists of loop detectors under the roads that communicate with transponders under buses and transmit the information to TMC through the intersection traffic signal controllers for priority treatment. The central software at the TMC would confirm the bus routes and headway information before directing local controllers to implement the signal priority.

LADOT's existing TSP uses loop based technology with transponders on the previous Metro Rapid arterial network. The original scope for this Project was to expand the loop based technology to cover 200 more intersections and install transponders on all Metro buses. After further analyses, Metro in partnership with LADOT will instead implement a wireless cloud based TSP system within the City of Los Angeles. The revised scope will develop a new cloud-based software, install minor software upgrade on over 2,000 Metro buses to allow real-time update of bus locations to the cloud service and install Ethernet communication equipment at 200 traffic signals and communication hubs to enable the TSP function with a more resilient traffic control communication system. With the new cloud service, the entire Metro bus fleet of more than 2,000 vehicles will have the capability of requesting and receiving signal priority at all of the NextGen Tier 1 Corridors. The revised scope will eliminate the dilapidated maintenance needs for pavement loops, sensor cards and undercarriage transponders. As such, the revised scope will deliver greater overall efficiency and future proofing than the original scope.

The revised Project scope will include detail system design, cloud software development, minor software upgrade for the existing routers on all of Metro buses, and the purchase and installation of Ethernet communication equipment at a minimum of 200 intersections and their communication hubs. The advanced routers on-board Metro buses after a minor software upgrade would transmit the real-time bus location information to the cloud services, which will then process the priority requests in real-time and communicate with the ATCS software in the ATSAC Center. Once ATSAC receives priority request for a specific intersection, it will use the existing fiber optics communication backbone with Ethernet enhancement to direct the local controller for priority treatment. The proposed cloud service will also interface closely with LADOT's open source Mobility Data Specifications (MDS) to manage the mobility assets in the public right-of-way.

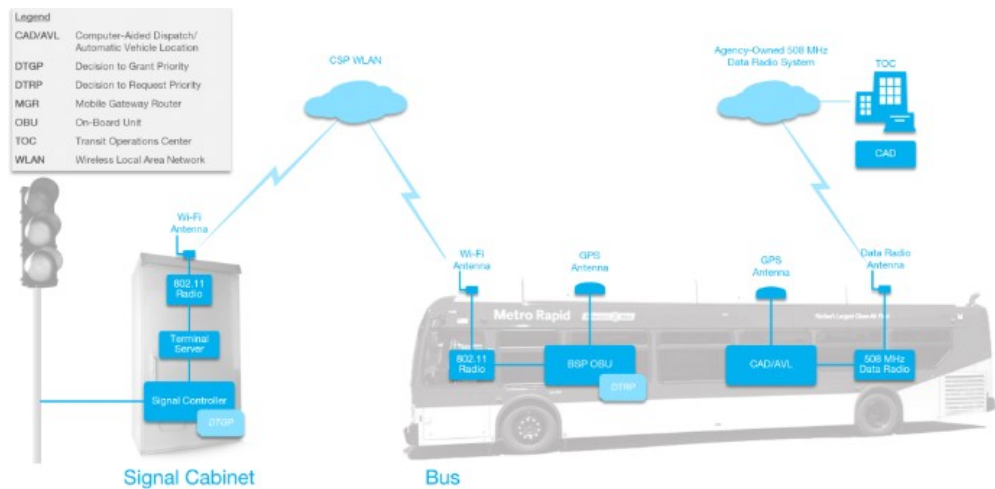
The overall system architecture for LADOT's wireless cloud based TSP is shown in the following figure.

System Architecture of LADOT's Wireless Cloud Based TSP



Furthermore, the Tier One network does cover many intersections outside of the City of Los Angeles. An existing wireless TSP system called Countywide Signal Priority (CSP) maintained by Metro is already in place for a portion of these intersections. The following figure shows the system architecture of the CSP. This Project will install, replace and upgrade the existing wireless transit signal priority infrastructure on at least 300 intersections in the Los Angeles County area outside of the City of Los Angeles. It will include engineering design services, intersection system hardware and installation services, jurisdictional coordination support expansion and upgrade of the CSP system.

System Architecture of the Countywide Signal Priority (CSP)



Bus Corridor Speed Improvements

This Project will continue the implementation of the first phase of bus speed improvements on Los Angeles streets called for in the NextGen Bus Plan. Metro has initiated this phase by beginning the construction of about 10 lane-miles of bus lanes and installation of other supportive infrastructure to improve bus speeds on three Downtown Los Angeles corridors (Flower Street, 5th/6th Streets, and Aliso Street), and this Project will expand this network by another 80 lane-mile to other corridors in Downtown Los Angeles and beyond along the highest-frequency Tier One network.

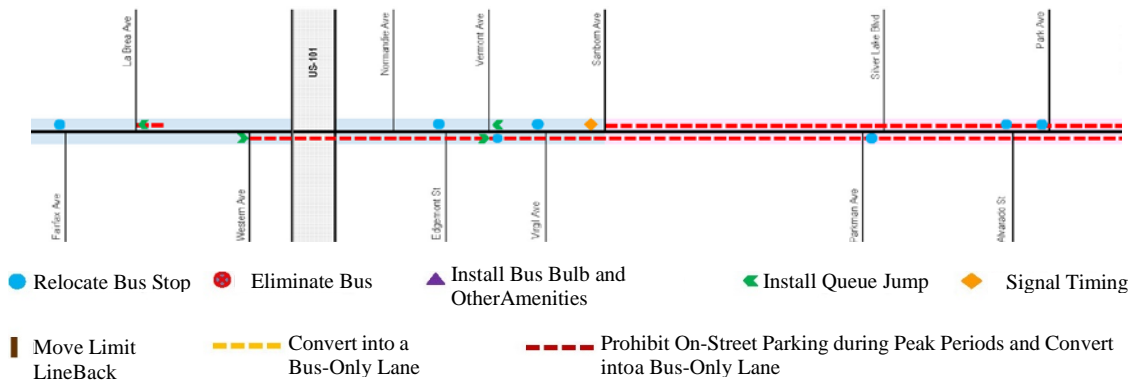
A bus lane is a full lane, usually on the curb, that is repurposed for buses and right turns only, resulting in faster bus speeds and reduced intersection delay. The end result of this first phase of street improvements will be up to 90 lane-miles of corridors with bus priority lanes and other bus speed-related improvements including stop relocation/removal, queue jumping, curb modifications, and supportive signage and markings on several corridors of the Tier One network. While the Tier One network is mostly concentrated in and around Downtown Los Angeles, there are many Tier One corridors outside of Downtown Los Angeles where transit supportive infrastructure could dramatically improve bus speed and reliability.

Metro and LADOT have much experience with installing bus priority lanes on Los Angeles streets. These include the Wilshire Boulevard Bus Lanes completed in 2015 and the Flower Street Bus Lane in Downtown Los Angeles, a pilot Project completed in 2019. Metro and LADOT successfully completed the design and implementation of 5th/6th Street and Aliso Street bus lanes in 2020.

The specific designs of the street improvements will vary by corridor based on stakeholder outreach, existing built environment and, where appropriate, traffic and parking assessments. All will include street markings such as paint or other pavement marking materials, and all will include every tool in the speed and reliability toolbox (bus lanes, relocated bus stops, curb modification where appropriate, queue jumping where appropriate, and new signage).

The following figure shows an example of the range of investments on the street to be undertaken on each corridor. This figure is provided for example only and is not indicative of specific treatments to be implemented on this corridor, but shows the various tools that may be used at different locations on all corridors to improve bus speed and reliability. These tools include converting on-street parking lanes to bus-only lanes during peak periods, some 24-hour bus lanes, stop relocation and rationalization, queue jumping, transit signal priority, and curb modifications. Only transit vehicles and emergency vehicles will be allowed to access the bus priority lanes during their operating hours. On some Tier One corridors, the curb lane of the entire corridor may be converted to a peak period bus lane. On other corridors, bus priority infrastructure may include queue jumping lane markings in some locations and full bus lanes in other locations depending on the need, level of congestion and context.

Example of Mix of Types of Bus Priority Treatments (for illustrative purposes)



The first 10 lane-miles of bus priority lane corridors are being implemented in 2020-2021, and the next 10 corridors of close to 80 lane-miles, which are the focus of this Project, will be implemented in FY 22 through FY24 following LADOT’s procedures for installing lane reconfigurations using a design-build delivery approach. The specific Tier One corridors to receive these treatments will be determined with LADOT between summer 2021 and spring 2022, and Metro will complete the transportation analysis to inform the design of each project during that time.

Bus Mobile Validators for All-Door Boarding (ADB)

Metro is proposing to expand All Door Boarding (ADB) to all buses that operate on the Tier One and Tier Two high frequency routes. ADB will expedite boarding and reduce dwell time at bus stops, and thereby enhance convenience and reduce travel time for Metro customers. Metro has piloted ADB on its J Line (Silver) 910/950 and Metro Rapid Lines 720 and 754, which resulted in reduced bus stop delay and improved customer experience.

The expansion of ADB involves the purchase and installation of 2,900 bus mobile validator (BMV) devices on the rear doors of each bus to process Transit Access Pass card (TAP) fare payments. 60- foot articulated buses will have two additional boarding doors (middle and rear) while 40-foot and 45-foot buses will have one additional boarding door (rear). As compared to traditional bus boarding systems, where customers board and pay the fare at the front of the bus, adding bus mobile validators (BMV) at the entrance of each door will allow prepaid customers and passholders to board at different parts of the bus. Access to all doors means a more even distribution of the passenger load, a reduction of dwell times, and fewer crowding conflicts at the front door. Additionally, ADB allows passengers who use wheelchairs to board with ramp-assist in the front of the bus while other passengers board from the other doors. Further, ADB will better enable physical distancing between customers and between bus operators and customers, which has become imperative in the wake of COVID-19. The LPP grant will support the procurement of the design and installation of the BMVs on buses.

Transitioning customers from cash to TAP boardings will facilitate the program’s objective to improve speed, reliability, data collection and fare compliance. Fareboxes will be programmed with capabilities to allow customers with cash to purchase TAP cards plus fare and add stored value to cards on board the bus at stops that are not near TAP Vending Machines (TVM) or TAP vendor outlets in addition to Metro’s other efforts to expand the TAP vendor network.

3. PROJECT COST AND FUNDING

The Project’s estimated total cost is \$50 million, which includes \$15 million for Bus Corridor Speed Improvements, \$25 million for Transit Signal Priority and \$10 million for All-Door Boading. Metro is committed to provide \$25 million from revenue it has available at its discretion from the countywide voter-approved local sales tax measure (Proposition C). The remaining \$25 million is expected to be from the state’s Local Partnership Program (LPP) funds. The Project costs have been escalated to year of expenditure.

The Rough Order of Magnitude (ROM) cost breakdown is shown below:

Project Component	Item	ROM Cost	Subtotal
1. Transit Signal Priority	1a. LADOT Cloud Based System		
	• Detail System Design	\$2M	
	• Bus Router Software Upgrade	\$0.3M	
	• Ethernet Equipment & Installation	\$4.5M	
	• Cloud Software Development	\$6.2M	
	• System Integration	\$2M	
			\$15M

	1b. Countywide Wireless System <ul style="list-style-type: none"> • Detail System Design • Wireless Equipment & Installation • Signal Controller Software Upgrade • System Integration 	\$1M \$6M \$2M \$1M	\$10M
2. Bus Corridor Speed Improvements	<ul style="list-style-type: none"> • Engineering Design • Public Outreach • Construction 	\$3M \$1M \$11M	\$15M
3. Bus Mobile Validators	<ul style="list-style-type: none"> • Engineering Design • Validators Procurement • Installation 	\$0.7M \$8.3M \$1M	\$10M
TOTAL			\$50M

4. PROJECT SCHEDULE

Key Milestones	Target Completion
Environmental Clearance (Statutory Exemption)	Spring 2021
Mobile Validators Contract Award	Fall 2021
Transit Signal Priority-Countywide Wireless System Contract Award	Fall 2021
Transit Signal Priority-LADOT Cloud System Contract Award	Summer 2022
Bus Corridor Speed Improvements Design	Winter 2023
Mobile Validators Installation	Spring 2024
Bus Corridor Speed Improvements Construction	Summer 2024
Transit Signal Priority System Integration	Winter 2025
Project Completion	Winter 2025

5. POTENTIAL RISK AREAS

- Project Cost Overrun
Metro has a long history of successful delivery of State-funded projects. We have a breadth of experience in handling major infrastructure projects of this scale, and larger. We have the resources and expertise to deliver this Project using the awarded state funds. We are committed to using our own resources if necessary to address any cost overruns in accordance with LPP Guidelines.
- Project Delay
The Delivery Plan for all components of the Project is well defined. The Project is ready to be delivered beginning soon after funding award. Metro understands that all major transportation capital projects include a level of risk and takes pride in fully assessing and addressing any potential risks associated with its projects before it begins construction. Metro also understands the reporting requirements

and financial best practices associated with state grant funding. Furthermore, Metro has its own significant financial stake in the Project, and has taken necessary precautions to ensure that it is completed on-time and within budget. There are no risks to deliver the Project as there is no right-of-way acquisition required for the Project.

- System Integration
The TSP requires system integration with the existing traffic signal control systems in the City of Los Angeles and neighboring cities. The cloud based wireless system in particular is a new technology and would have to be field tested before the full implementation, which will all be included in the design and build contract with strong consultant service support. Metro has extensive experience in managing and delivering these kinds of complicated system integration projects. We believe this risk would be well managed and controlled.
- Fareless System Initiative
Metro is currently conducting a Fareless System Initiative (FSI) pilot study and a leading concept has emerged – an 18-month fareless pilot program that could provide free rides on Metro buses and rail service for low-income riders starting in January 2022, and expand to all K-12 students in August 2022. If FSI is expanded to the entire bus service for all passengers, then the mobile validators for ADB might not be needed. The current initiative is targeted at low-income riders and K-12 students and, at this time, not to cover all passengers. Nonetheless, the Project staff will monitor the progress of the FSI closely and make an informed decision as how to proceed to the procurement and installation of the mobile validators for the all-door boarding.

6. PROJECT BENEFITS

Together, these investments in infrastructure to improve the speed and reliability of the bus system will directly benefit the commutes of more than 50 percent of Metro's customers (buses carry more than 70 percent of Metro's riders systemwide and 53 percent of bus trips are on the Tier One network). Faster and more reliable bus service will save Metro customers valuable time. These improvements will benefit transportation equity by providing faster and more reliable bus service to current Metro customers, and will increase the competitiveness and attractiveness of the bus system for new users while freeing Metro's resources to focus on service enhancements.

The full completion of the Transit First Service Plan is expected to generate up to a 15%-20% increase in Metro ridership without any additional increases in revenue service hours and will benefit both Metro and municipal bus service such as LADOT's DASH and Commuter Express, and Santa Monica's Big Blue Bus (BBB) and other municipal routes that use the same streets. Additional ridership reduces vehicle miles traveled, thereby reducing air pollution and addressing traffic

congestion. The Project will optimize the use of existing streets through increased person throughput on Los Angeles County arterials.

The Project will promote safety, particularly for pedestrians and bicyclists through lane reconfigurations that will calm traffic and prohibit high speed vehicles from driving in the curb lane during peak hours. The Project will also improve passenger security through shorter wait times at bus stops and reduced crowding and dwell times from all-door boarding. The Project will promote safety, particularly for pedestrians and bicyclists through lane reconfigurations that will calm traffic and prohibit high speed vehicles from driving in the curb lane during peak hours. The Project will also improve passenger security through shorter wait times at bus stops and reduced crowding and dwell times from all-door boarding.

The end result of these service improvements would reduce bus travel times by an estimated 8.76 million person-hours, over a 20-year forecast period.