

Station Wayfinding Signage Guidelines



TABLE OF CONTENTS

1.1 //	Introduction Metro is providing Station Wayfinding Guidelines for use by local jurisdictions, municipal and local transit operators, Caltrans and the Ports. The guidelines provide a system of uniform, consistent messaging in keeping with Metro's family of wayfinding signage. These basic guidelines are being provided to jurisdictions who are implementing station area signage and wayfinding systems to Metro stations.	2.0 //	Station Wayfinding Guidelines
		2.1 //	Metro Logo and Metro Lines
		2.2 //	Metro Logo, Metro Lines and Station Name
		2.3 //	Positioning on Sign
		2.4 //	Sample Sign-Horizontal
		2.5 //	Sample Sign-Vertical

1.2 //	Station Wayfinding The sign drawings and specifications provide basic station wayfinding signage guidelines. The Implementation and ongoing maintenance of these signs will be the responsibility of the local jurisdiction. Metro is not responsible for producing or providing station wayfinding shop drawings, attachment design/engineering, sign installation or maintenance.
--------	--

1.3 //	Contact Information Any text and symbol lock-ups that deviate from these examples should be submitted to Metro for guidance.
--------	--

Kim Bueno
Production Manager
Environmental Graphic Design
Metro
One Gateway Plaza
Mail Stop 99-19-1
Los Angeles CA 90012-2952
213.922.7695 (phone)
213.922.2719 (fax)
buenok@metro.net

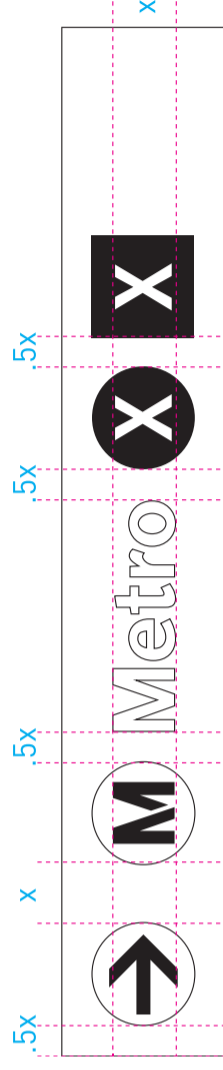
1.4 //	Copyright Information Copyright©2014 Los Angeles County Metropolitan Transportation Authority (Metro). All rights reserved. Any copyright and other intellectual property rights (such as, design rights, trademarks, etc.) of any material provided or contained on this/these page(s) remains the property of Metro.
--------	--

METRO LOGO AND METRO LINES

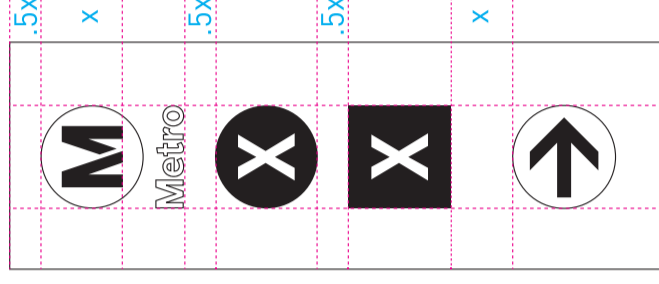
A full cap height must be used for spacing between the arrow and the Metro logo. Spacing between the Metro Circle M, logotype Metro, and service symbols is $\frac{1}{2}$ X, X is based on the height of the upper case letter "x".

Please note the Metro logo is a unique design and cannot be accurately reproduced with any existing typeface. It may not be hand drawn, scanned or modified in any way. It is important that the symbols are consistent in size and shape throughout the customer environments.

Horizontal Sample



Vertical Sample



METRO LOGO, METRO LINES AND STATION NAME

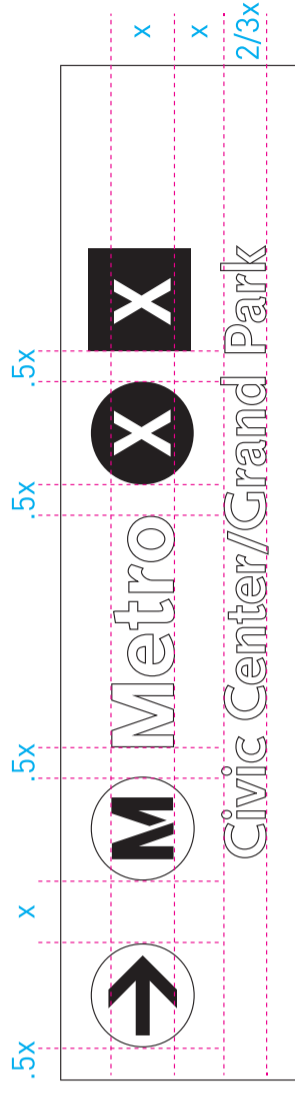
A full cap height must be used for spacing between the arrow and the Metro logo. Spacing between the Metro Circle M, Logotype Metro, and service symbols is $\frac{1}{2}X$, X is based on the height of the upper case letter "x".

For station names on horizontal sign, a full cap height must be used to separate lines from the Metro logo and service lines. Station names must be left aligned to the letter M of the Circle M and its cap height must be $\frac{2}{3}X$. On vertical sign, it is advised that type size for station names is $\frac{3}{4}X$, but size will vary depending on station names. ***

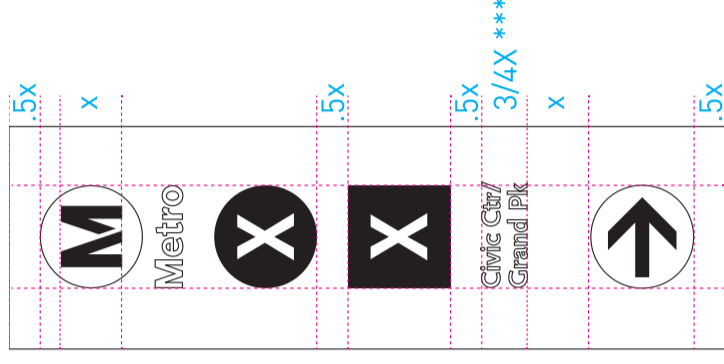

Please note the Metro logo is a unique design and cannot be accurately reproduced with any existing typeface. It may not be hand drawn, scanned or modified in any way. It is important that the symbols are consistent in size and shape throughout all customer environments.

Note: "Metro" is the proper term to be used when referring to our agency.

Horizontal Sample



Vertical Sample




Type size for station names will vary


POSITIONING ON SIGN

The Metro logo and name shall be placed either on top or bottom of the sign as shown here.

Position Sample



Top of Sign



Bottom of Sign

SAMPLE SIGN-HORIZONTAL

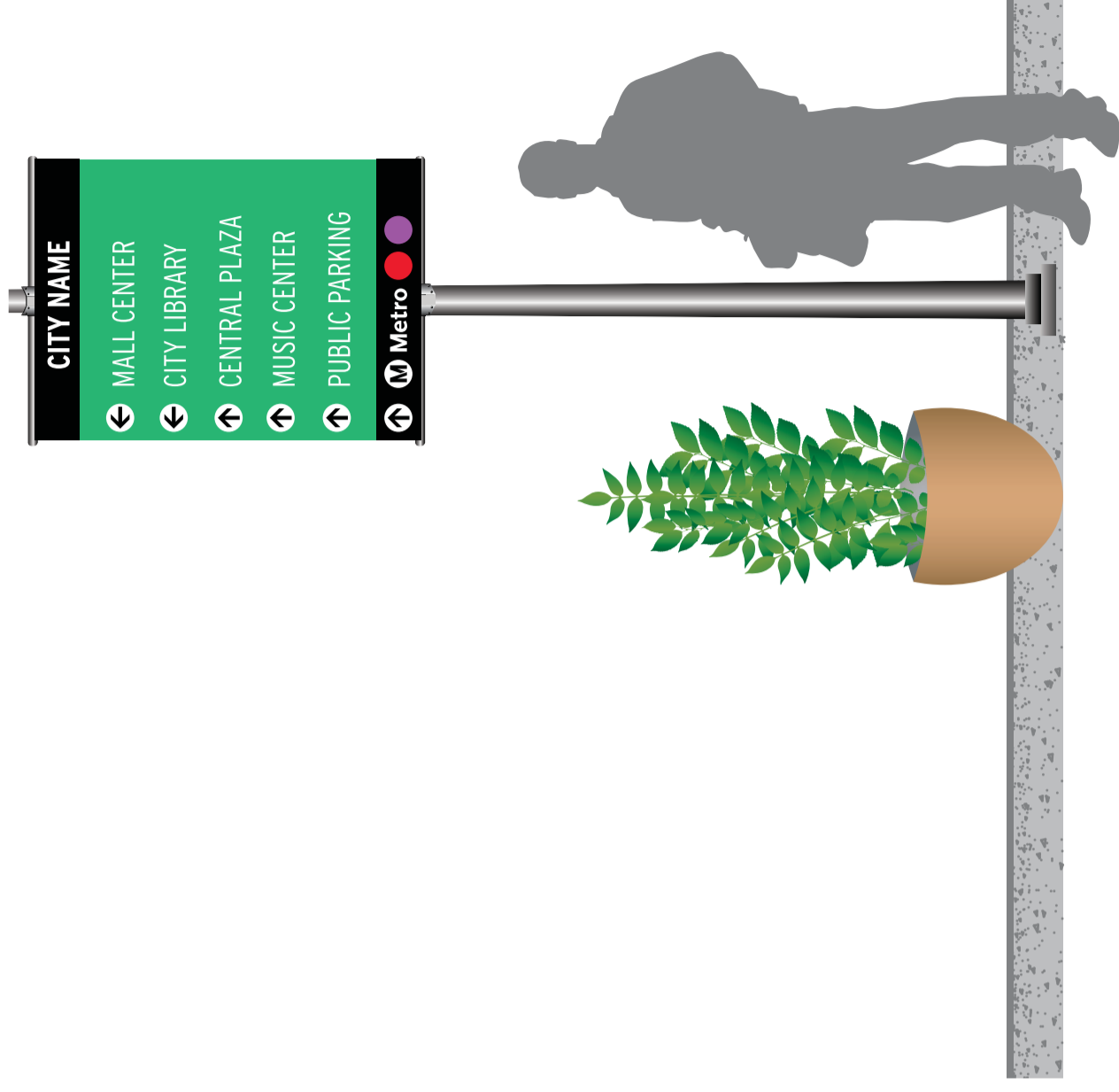
Digital files of approved versions of the Metro logo, BRT/Rail color lines specifications, other pictograms and station names logotypes may be obtained by contacting our Metro Environmental Graphic Design Production Manager:

Kim Bueno
Production Manager
Environmental Graphic Design

Metro
One Gateway Plaza
Mail Stop 99-19-1
Los Angeles CA 90012-2952

213.922.7695 (phone)
213.922.2719 (fax)
buenok@metro.net

Sample_Horizontal Sign



SAMPLE SIGN - VERTICAL

Digital files of approved versions of the Metro logo, BRT/Rail color lines specifications, other pictograms and station names logotypes may be obtained by contacting our Metro Environmental Graphic Design Production Manager:

Kim Bueno
Production Manager
Environmental Graphic Design

Metro
One Gateway Plaza
Mail Stop 99-19-1
Los Angeles CA 90012-2952

213.922.7695 (phone)
213.922.2719 (fax)
buenok@metro.net

Sample_Vertical Sign

