

MONTHLY, BI-ANNUAL, ANNUAL COMPARISON

SEPTEMBER 2020

Attachment E

Crimes

Monthly	System-Wide	Sep-19	Sep-20	% Change
	Crimes Against Persons	123	105	-14.63%
	Crimes Against Property	68	47	-30.88%
	Crimes Against Society	30	19	-36.67%
	Total	221	171	-22.62%

Six Months	System-Wide	Apr-Sep 19	Apr-Sep 20	% Change
	Crimes Against Persons	798	626	-21.55%
	Crimes Against Property	494	317	-35.83%
	Crimes Against Society	195	71	-63.59%
	Total	1,487	1,014	-31.81%

Annual	System-Wide	Oct-18 - Sep-19	Oct-19 - Sep-20	% Change
	Crimes Against Persons	1,601	1,373	-14.24%
	Crimes Against Property	1,097	740	-32.54%
	Crimes Against Society	324	275	-15.12%
	Total	3,022	2,388	-20.98%

Average Emergency Response Times

Monthly	Sep-19	Sep-20	% Change
	4.46	6.22	39.46%

Six Months	Apr-Sep 19	Apr-Sep 20	% Change
	5.01	4.83	-3.64%

Annual	Oct-18 - Sep-19	Oct-19 - Sep-20	% Change
	5.09	4.58	-9.92%

Bus Operator Assaults

Monthly	Sep-19	Sep-20	% Change
	5	2	-60.00%

Six Months	Apr-Sep 19	Apr-Sep 20	% Change
	41	37	-9.76%

Annual	Oct-18 - Sep-19	Oct-19 - Sep-20	% Change
	93	83	-10.75%

Fare Compliance

Monthly	Sep-19	Sep-20	% Change	
	Green Checks	20,892	950	-95.45%
	Yellow Checks	10,136	432	-95.74%
	Red Checks	6,170	15	-99.76%
	Total	37,198	1,397	-96.24%

Six Months	Apr-Sep 19	Apr-Sep 20	% Change	
	Green Checks	292,417	7,591	-97.40%
	Yellow Checks	75,970	3,779	-95.03%
	Red Checks	49,336	108	-99.78%
	Total	417,723	11,478	-97.25%

Annual	Oct-18 - Sep-19	Oct-19 - Sep-20	% Change	
	Green Checks	1,035,322	135,399	-86.92%
	Yellow Checks	277,106	49,975	-81.97%
	Red Checks	124,704	31,488	-74.75%
	Total	1,437,132	216,862	-84.91%

Ridership

Monthly	Sep-19	Sep-20	% Change
	24,102,718	16,643,504	-30.95%

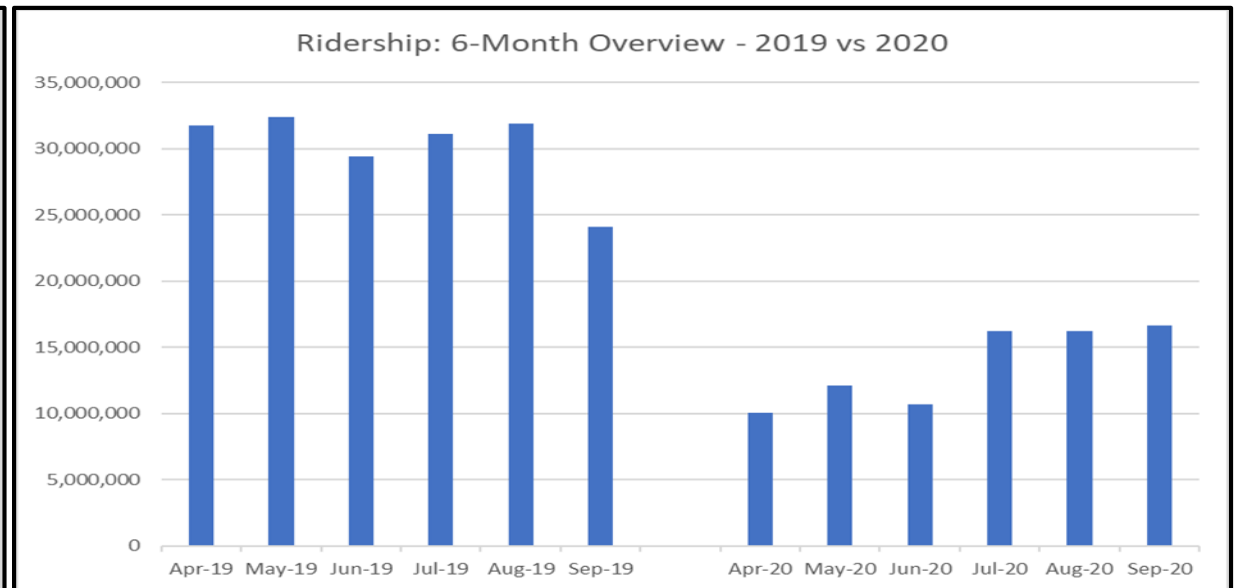
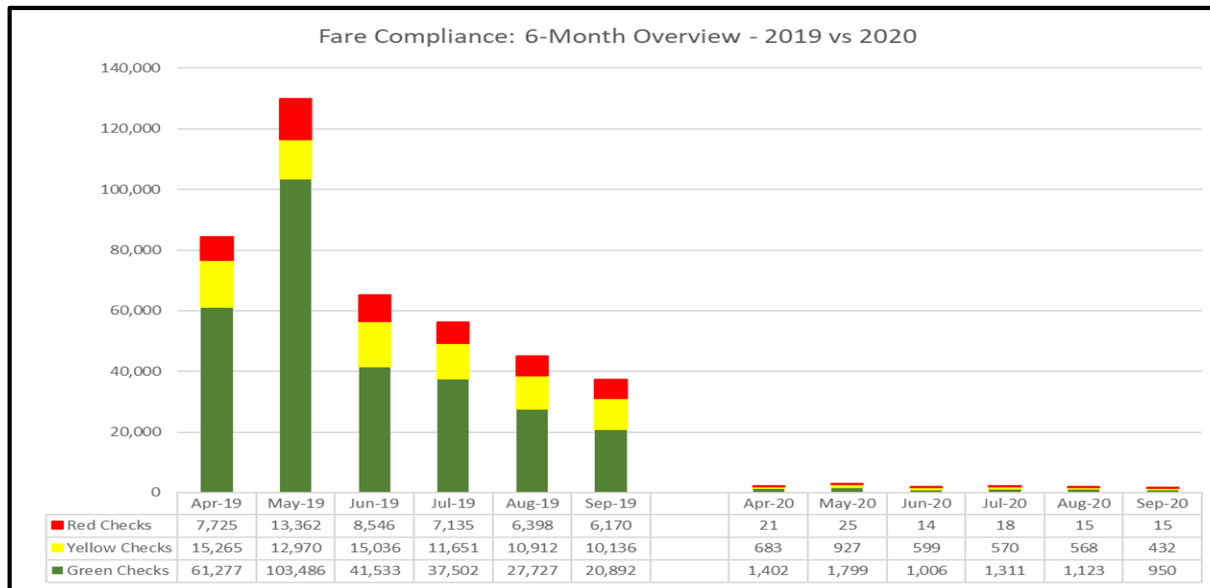
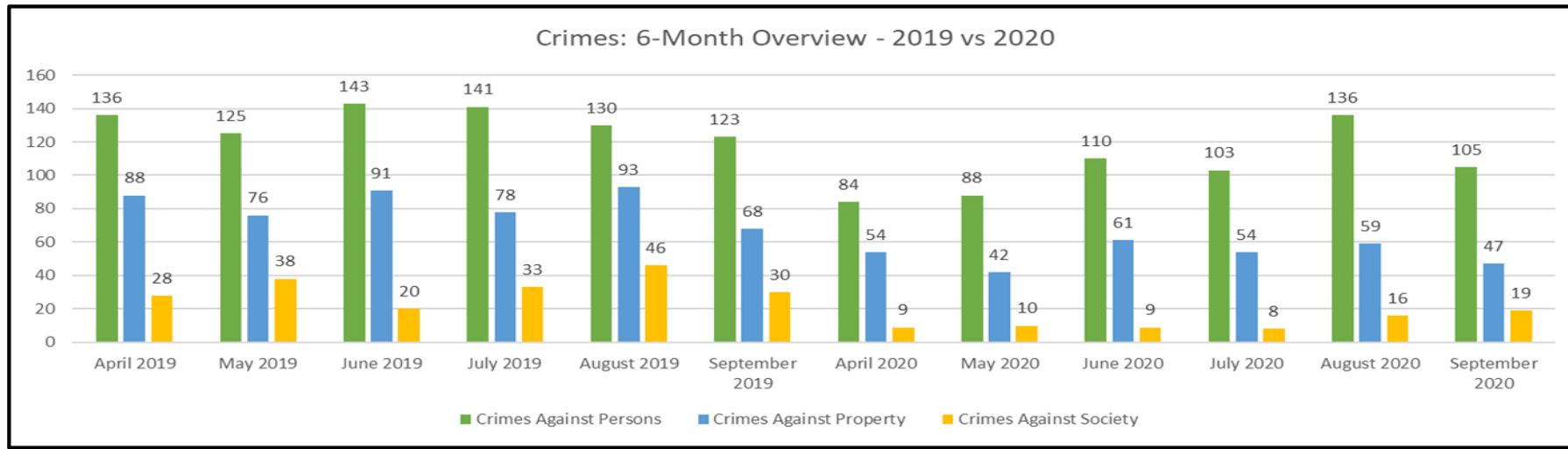
Six Months	Apr-Sep 19	Apr-Sep 20	% Change
	180,776,406	85,523,560	-52.69%

Annual	Oct-18 - Sep-19	Oct-19 - Sep-20	% Change
	367,630,900	258,350,359	-29.73%

MONTHLY, BI-ANNUAL, ANNUAL COMPARISON

SEPTEMBER 2020

Attachment E



MONTHLY, BI-ANNUAL, ANNUAL COMPARISON

OCTOBER 2020

Attachment E

Crimes

Monthly	System-Wide	Oct-19	Oct-20	% Change
	Crimes Against Persons	131	107	-18.32%
	Crimes Against Property	73	48	-34.25%
	Crimes Against Society	46	23	-50.00%
	Total	250	178	-28.80%

Six Months	System-Wide	May-Oct 19	May-Oct 20	% Change
	Crimes Against Persons	793	649	-18.16%
	Crimes Against Property	479	311	-35.07%
	Crimes Against Society	213	85	-60.09%
	Total	1,485	1,045	-29.63%

Annual	System-Wide	Nov-18 - Oct-19	Nov-19 - Oct-20	% Change
	Crimes Against Persons	1,591	1,349	-15.21%
	Crimes Against Property	1,084	715	-34.04%
	Crimes Against Society	344	252	-26.74%
	Total	3,019	2,316	-23.29%

Average Emergency Response Times

Monthly	Oct-19	Oct-20	% Change
	5.05	6.26	23.96%

Six Months	May-Oct 19	May-Oct 20	% Change
	5.07	5.11	0.79%

Annual	Nov-18 - Oct-19	Nov-19 - Oct-20	% Change
	5.14	4.68	-8.82%

Bus Operator Assaults

Monthly	Oct-19	Oct-20	% Change
	10	9	-10.00%

Six Months	May-Oct 19	May-Oct 20	% Change
	42	41	-2.38%

Annual	Nov-18 - Oct-19	Nov-19 - Oct-20	% Change
	93	82	-11.83%

Fare Compliance

Monthly		Oct-19	Oct-20	% Change
	Green Checks	22,331	1,235	-94.47%
	Yellow Checks	12,451	388	-96.88%
	Red Checks	6,871	14	-99.80%
	Total	41,653	1,637	-96.07%

Six Months		May-Oct 19	May-Oct 20	% Change
	Green Checks	253,471	7,424	-97.07%
	Yellow Checks	73,156	3,484	-95.24%
	Red Checks	48,482	101	-99.79%
	Total	375,109	11,009	-97.07%

Annual		Nov-18 - Oct-19	Nov-19 - Oct-20	% Change
	Green Checks	795,753	114,303	-85.64%
	Yellow Checks	223,277	37,912	-83.02%
	Red Checks	107,632	24,631	-77.12%
	Total	1,126,662	176,846	-84.30%

Ridership

Monthly	Oct-19	Oct-20	% Change
	33,479,241	18,062,167	-46.05%

Six Months	May-Oct 19	May-Oct 20	% Change
	182,502,473	93,549,913	-48.74%

Annual	Nov-18 - Oct-19	Nov-19 - Oct-20	% Change
	366,571,108	242,933,285	-33.73%

MONTHLY, BI-ANNUAL, ANNUAL COMPARISON

OCTOBER 2020

Attachment E

