



Motion 42 Update: 2022 Prioritized MCP Project List



Metro

November 16, 2022

BACKGROUND – Motion 42

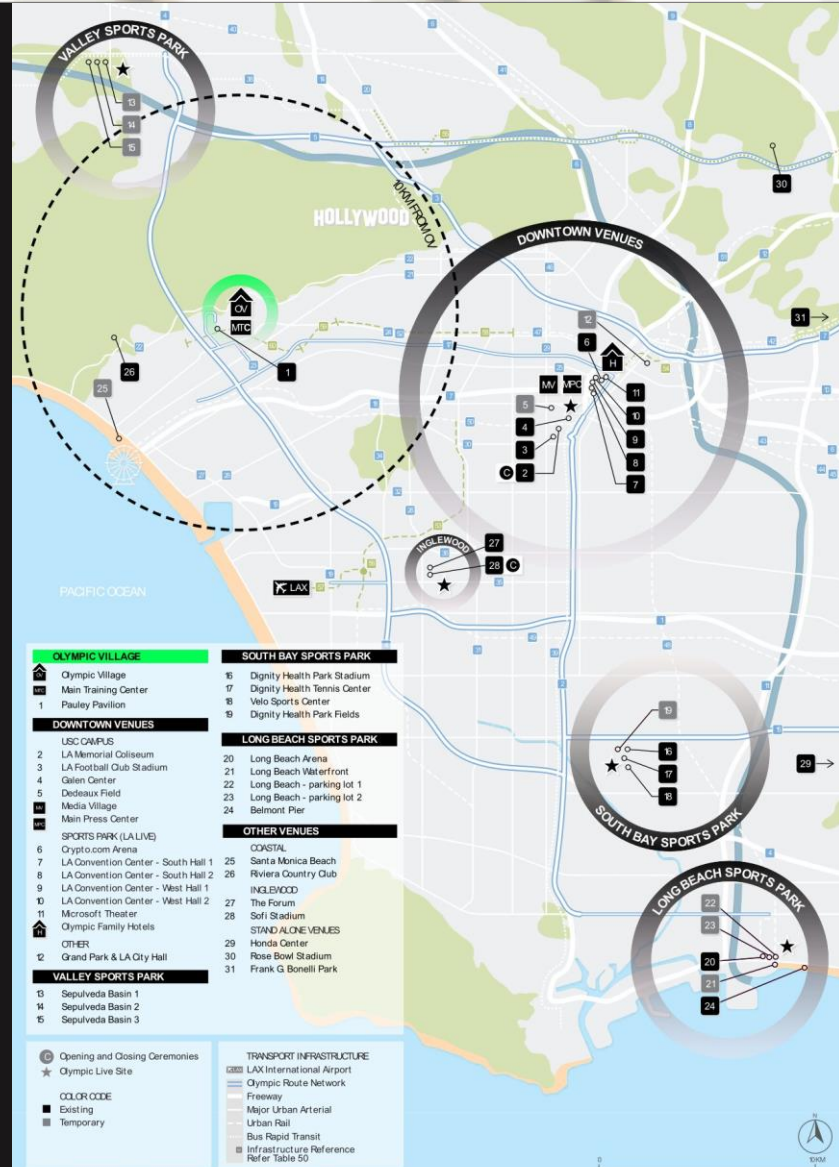
- Per Motion 42, develop a prioritized project list that helps to achieve the following:
 - Leaves a permanent legacy after the 2028 Games
 - Enables all spectators and workforce to get to the 2028 Games by public transit, walking, or rolling
 - Ensures accessibility for all
 - Creates an effective coalition of partners



Metro

BACKGROUND – 2028 Games

- Multiple sports parks across LA County
- Anticipate 10 to 15 million tickets across 800+ events
- Likely the largest sports event in US history
- Mobility considerations during the Games:
 - **Games Route Network:** Dedicated lanes for Games vehicles between venues
 - **No venue parking:** All spectators will need to arrive to the venues using public transportation
 - **Supplemental spectator system:** Temporary bus system to meet spectator demand during the Games



BACKGROUND – Games Mobility Executives

- Pursuant to the host city contract, LA28 (organizing committee for the 2028 Games) will convene the Games Mobility Executives (GME) to plan mobility for the 2028 Games and includes the following:
 - LA28
 - Metro
 - Caltrans
 - Metrolink
 - LADOT
 - City of LA Mayor's Office
- GME to endorse projects to jointly seeking funding

METRO'S ROLE

- Metro is the lead mobility partner in planning and delivery of mobility services during the Games
- Metro is the aggregator of the project list through the Mobility Concept Plan

Prioritization Process

- Finalized seven-step prioritization methodology
- Comprehensive Project List based on:
 - Draft Initial Project List presented to the Board in January 2022
 - Input from agencies and key stakeholders
 - Technical analysis and needs assessment
- Criteria used for scoring:
 - Provides legacy and permanent benefits after the Games
 - Provides significant value during the Games
 - Serves the needs of and enhances quality of life for disadvantaged communities

Step 1: Comprehensive Project List



Step 2: Can project be completed by 2028?



Step 3: Score project based on criteria



Step 4: Identified Top Scoring Projects



Step 5: Probability of Funding



Step 6: Probability of On-Time Delivery



Step 7: 2022 Prioritized MCP Project List



Metro

Prioritization Process

- **Probability of Funding**
 - **Priorities:** Does it align with federal and state priorities (disadvantaged communities, climate resiliency, safety, partnerships)?
 - **Local:** Is it consistent with local plans/policies?
 - **Funding:** What is the funding gap and what are potential funding sources?
- **Probability of On-Time Delivery**
 - **Funding:** Is funding in place and can new funding be secured?
 - **Status:** How far along is the project?
 - **Duration:** How long will it take to deliver?
 - **Difficulty:** What is the technical degree of difficulty?

Benchmarking Other World Games

- Each Games varied widely in terms of size, scope, and location, thus making it difficult to make comparisons
- DOT allowed deferral of local match requirement to receive the entire available federal share before spending any local funds
- Majority of federal funding received went towards transportation infrastructure
- DOT temporarily waived some federal requirements to build rapid transit system

Games Hosted in US Cities	Transportation Investments		Federal Share	
	Costs (in 2022 \$)	# of Projects	Funding (in 2022 \$)	Cost Share %
Salt Lake City 2002 Winter Games	\$4B	40	\$1.9B	49%
Atlanta 1996 Summer Games	\$2B	35	\$0.8B	41%

Recent Games	Transportation Investments (in 2022 \$)
London 2012 Summer Games	\$7.5B
Rio 2016 Summer Games	\$10.5B

2022 Prioritized MCP Project List

- Screened unfunded and partially funded projects based on top scoring projects
- Prioritized projects based on:
 - 60% Criteria Score
 - 40% Probability of On-Time Delivery & Funding
- 2022 Prioritized MCP Project List is a living list and will be updated regularly
- Also identified projects in construction or fully funded projects already on track to be delivered by 2028

2022 Prioritized MCP Project List

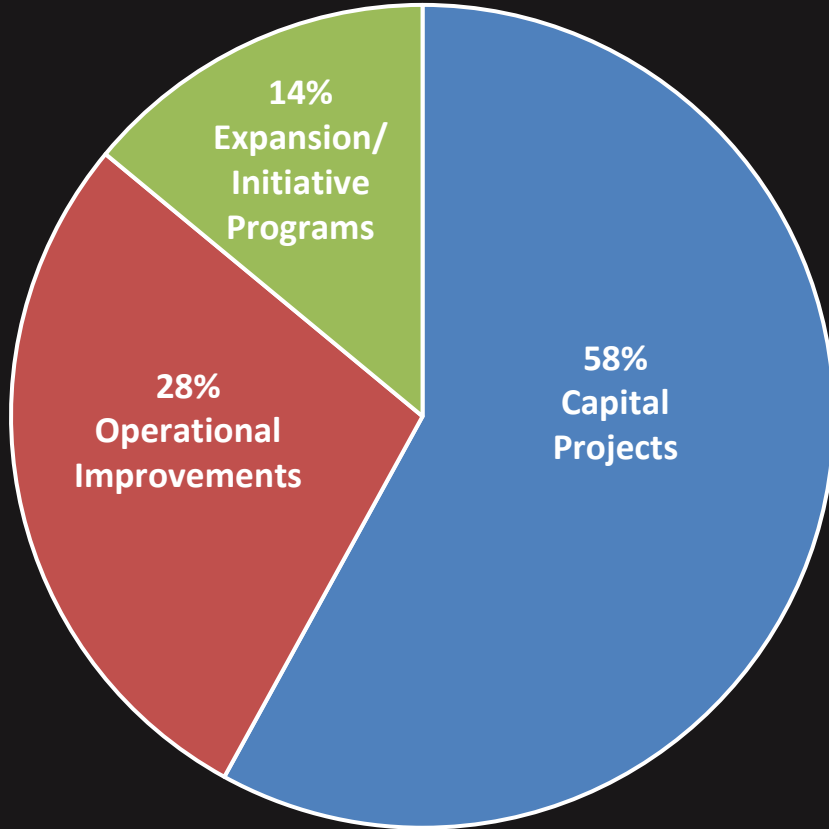
50 projects

\$10.9B total cost

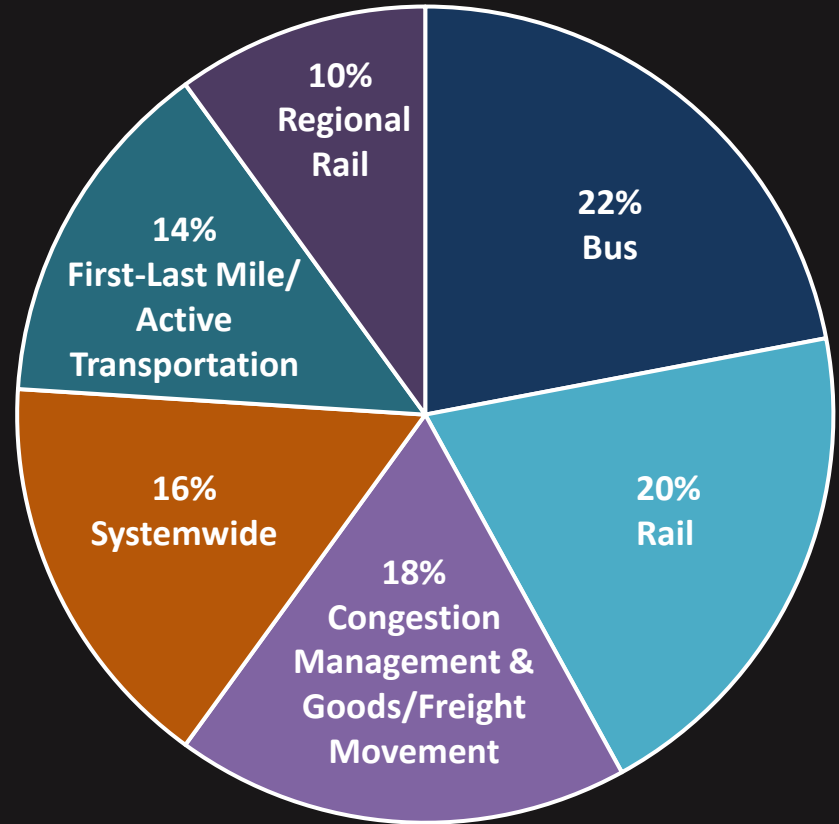
\$9.7B funding gap

2022 Prioritized MCP Project List

Project Type

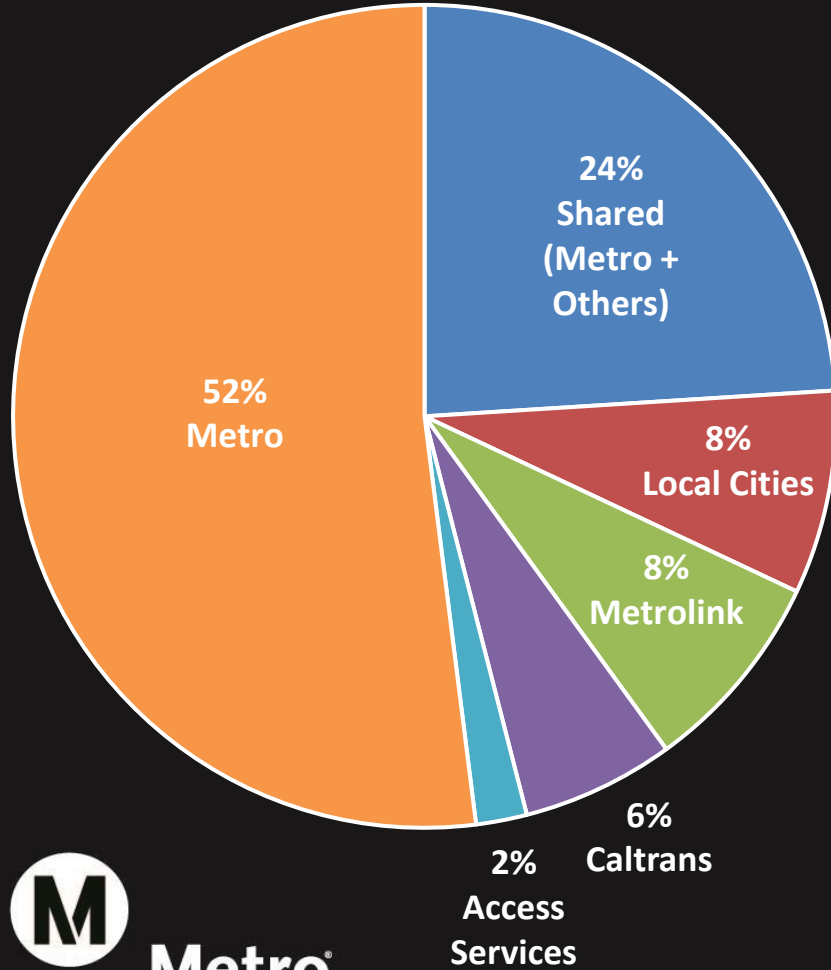


Mode/Type



2022 Prioritized MCP Project List

Lead Agency



Equity Considerations

90% of LA County venues are within or near EFCs

92% of projects are located within EFCs

\$320M specifically allocated for accessibility improvements



2022 Prioritized MCP Project List (Page 1 of 2)

Mode	Project Name	ROM Cost	Funding Gap
Bus	Access Services EV Fleet & Charging Infrastructure	\$40,000,000	\$40,000,000
Bus	Atlantic Blvd Bus Only Lanes & TSP (NextGen Improvements)	\$150,000,000	\$150,000,000
Bus	Broadway Bus Only Lanes & TSP (NextGen Improvements)	\$250,000,000	\$250,000,000
Bus	Bus Terminal and Layover Improvements	\$175,000,000	\$175,000,000
Bus	Camera Bus Lane Enforcement	\$20,000,000	\$20,000,000
Bus	GRN Bus Only Lanes & TSP (NextGen Improvements)	\$600,000,000	\$600,000,000
Bus	Local Municipal Operators Call for Projects	\$65,000,000	\$65,000,000
Bus	Sports Park Metro Zero Emission Bus Fleet	\$275,000,000	\$275,000,000
Bus	Supplemental Bus System	\$500,000,000	\$500,000,000
Bus	Venice Blvd Bus Only Lanes & TSP (NextGen Improvements)	\$150,000,000	\$150,000,000
Bus	Vermont BRT	\$425,000,000	\$45,000,000
CM-GFM	Arterial Network Traffic Signal Analytics	\$20,000,000	\$20,000,000
CM-GFM	ATSAC/LARTMC Integration and Operations Enhancements	\$15,000,000	\$15,000,000
CM-GFM	Countywide TDM Campaign	\$60,000,000	\$60,000,000
CM-GFM	Freight TDM	\$25,000,000	\$25,000,000
CM-GFM	GRN Design and Implementation	\$85,000,000*	\$85,000,000
CM-GFM	I-10 Santa Monica Freeway ICM Project	\$9,000,000	\$9,000,000
CM-GFM	I-405 ICM Project	\$57,000,000	\$47,000,000
CM-GFM	I-710 ICM Project	\$35,000,000	\$35,000,000
CM-GFM	Centinela Grade Separation Project	\$225,000,000	\$75,000,000
FLM-AT	Inglewood Transit Connector	\$1,400,000,000	\$1,035,000,000
FLM-AT	LA River Path	\$525,000,000	\$210,000,000
FLM-AT	Los Angeles Universities Mobility Hubs	\$30,000,000	\$30,000,000
FLM-AT	Metro Micro Expansion	\$30,000,000	\$30,000,000
FLM-AT	Open Streets to Uplift Arts, Culture, and Recreation	\$10,000,000	\$10,000,000

2022 Prioritized MCP Project List (Page 2 of 2)

Mode	Project Name	ROM Cost	Funding Gap
FLM-AT	Rail and Bus Games Mobility Hubs	\$100,000,000	\$100,000,000
FLM-AT	Transit to Venue Ped/Bike Access Enhancements	\$75,000,000	\$75,000,000
Rail	7th/Metro Center Station Upgrades	\$25,000,000	\$25,000,000
Rail	Arcadia Power Substation Upgrade	\$20,000,000	\$20,000,000
Rail	C/K Lines Station Platform Extensions & Reliability Upgrades	\$250,000,000	\$250,000,000
Rail	Elevator and Escalator Improvements	\$55,000,000	\$55,000,000
Rail	Foothill Gold Line Extension Phase 2B (Montclair)	\$120,000,000	\$120,000,000
Rail	L Line (Pasadena) System and Reliability Upgrades	\$85,000,000	\$85,000,000
Rail	Light Rail Speed & Operational Improvements	\$300,000,000	\$300,000,000
Rail	Pico Station Improvements	\$40,000,000	\$40,000,000
Rail	Union Station Improvements	\$25,000,000	\$25,000,000
Rail	Washington Wye/Flower St Operational Improvements	\$150,000,000	\$150,000,000
RR	Lone Hill Ave to White Ave Double Track (SBL)	\$135,000,000	\$125,000,000
RR	Regional Rail Park and Ride Facilities	\$35,000,000	\$35,000,000
RR	SCORE (Package 1: Fleet and Additional Track Capacity)	\$1,560,000,000	\$1,560,000,000
RR	Supplemental Games Readiness Network Improvements (Package 2)	\$540,000,000	\$540,000,000
RR	Supplemental Games Readiness Network Improvements (Package 3)	\$1,210,000,000	\$1,210,000,000
SYS	Customer Information System Integration/Technology	\$9,000,000	\$9,000,000
SYS	Cybersecurity and Data Security	\$75,000,000	\$75,000,000
SYS	Emergency Security Operations Center	\$230,000,000	\$146,000,000
SYS	Games Sports Park Stations SOGR Improvements	\$500,000,000	\$500,000,000
SYS	Metro Clean Program	\$50,000,000	\$50,000,000
SYS	Multilingual Blue Shirts/ Ambassadors Expansion Program	\$5,000,000	\$5,000,000
SYS	Universal Basic Mobility Expansion	\$40,000,000	\$40,000,000
SYS	Universal Fare and Ticketing Integration	\$30,000,000	\$30,000,000

Funded/Construction Projects To Be Completed by 2028

Mode	Project Name	Estimated ROM Cost	Completion Year
Bus	G Line Improvements	\$380,000,000	2026-2027
Bus	J Line Electrification	\$125,000,000	2024-2026
Bus	NoHo to Pasadena BRT	\$335,000,000	2028
Bus	North SFV BRT	\$225,000,000	2024-2025
CM-GFM	I-105 ExpressLanes (Segment 1)	\$250,000,000	2026
CM-GFM	I-105 Integrated Corridor Management (ICM) project	\$25,000,000	2026-2027
CM-GFM	I-5 North County Enhancements	\$702,000,000	2026-2027
CM-GFM	I-605 Hot Spots Projects	\$74,500,000	2026-2028
CM-GFM	Socal 511 Regional Trip Planning	\$700,000	2023
CM-GFM	SR-57/SR-60 Interchange Improvements	\$750,000,000	2028
CM-GFM	SR-91 Improvements	\$70,000,000	2026-2028
FLM-AT	Eastside Access Improvements	\$35,000,000	2023
FLM-AT	LA Union Station Forecourt and Esplanade Improvements	\$35,000,000	2026-2028
FLM-AT	Metro Active Transportation (MAT) Approved Projects	\$66,500,000	2028
FLM-AT	Rail to Rail ATC Segment A	\$140,000,000	2024-2025
Rail	Airport Metro Connector	\$924,000,000	2024-2025
Rail	Division 20 Portal Widening and Turnback Facility	\$938,500,000	2024-2025
Rail	Foothill Gold Line Extension Phase 2B (Pomona)	\$877,500,000	2025
Rail	Regional Connector	\$1,773,000,000	2023
Rail	Westside Purple Line Extension Section 1	\$3,129,000,000	2024
Rail	Westside Purple Line Extension Section 2	\$2,470,000,000	2025
Rail	Westside Purple Line Extension Section 3	\$3,224,000,000	2027
RR	Antelope Valley Line Improvements	\$235,000,000	2028
RR	Rosecrans/Marquardt Avenue Grade Separation	\$175,000,000	2025

Next Steps

- **2022 Prioritized MCP Project List**
 - Submit Board approved project list to the Games Mobility Executives (GME)
 - GME to review list and determine which projects to jointly seek funding
 - Metro will seek funding for projects not selected for GME advocacy separately