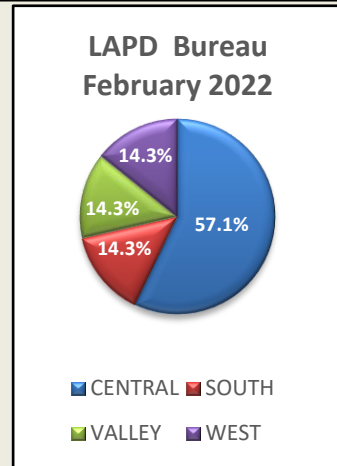
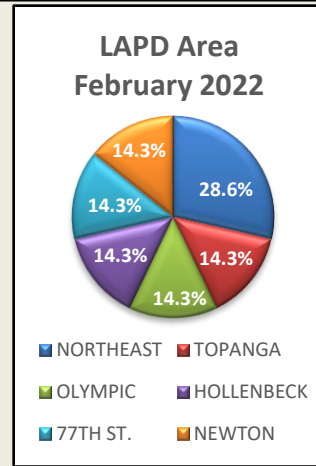
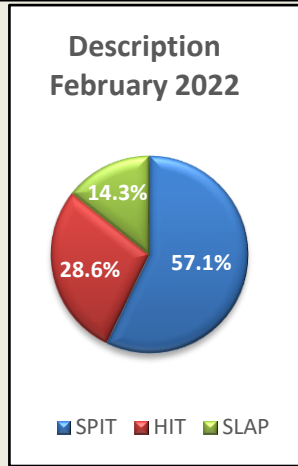
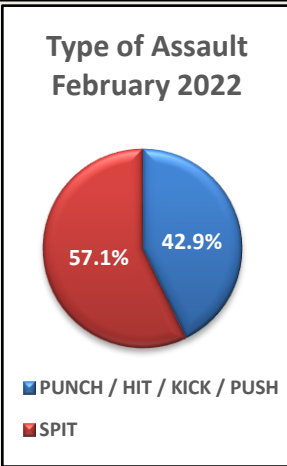




# Los Angeles Police Department - Transit Services Division Monthly Bus / Rail Operator Assault Recap Report **FEBRUARY 2022**



DATE & TIME	BUS / RAIL# LOCATION	NARRATIVE	SUSP INFO	TRANSIENT AND / OR MENTALLY ILL	BARRIER UTILIZED
02/3/22 @ 1610 HRS	Bus Line # 204 79 <sup>th</sup> St & Vermont	<b>BATTERY</b> As victim operated bus, victim had to come to an abrupt stop due suspect standing in the roadway. Victim honked the horn, suspect moved away, and victim proceeded to the bus stop. Suspect entered bus and soon after demanded victim stop bus (undesignated location) to exit. Suspect became irate, walked up to the victim and managed to spit around the plastic barrier. The spit landed on victim's forehead. <b>INJURIES</b> Victim suffer spit to forehead contact. Victim refused RA transport. <b>NO ARREST</b>	M/B 50 YOA	Unknown	Yes
02/06/22 @ 1345 HRS	Bus Line # 51 16 <sup>th</sup> St. & San Pedro	<b>BATTERY</b> Victim conducted a shift changeover with his counterpart. Suspect complained stating she was previously "kicked off" another bus. Suspect shouted, "Hey," approached victim and punched victim's face three times. Victim managed to lock bus doors, preventing suspect from continuing her assault. Officers responded to the scene, located suspect and conducted a field show up. Victim identified suspect resulting in a Private Persons Arrest. <b>INJURIES</b> Pain and soreness to victim's cheekbones. Victim refused RA transport. <b>ARREST</b>	F/A 36 YOA	Mentally Ill	No. Victim not seated during assault
02/11/22 @ 1445 HRS	Bus Line # 78 Monterey & Huntington Dr.	<b>BATTERY</b> Victim observed suspect not wearing a mask on the bus. Victim advised a mask was required to ride the bus. Suspect became agitated, walked up to victim and punched victim's cheek. Suspect then attempted to hit victim again but missed due to victim moving back to avoid contact. Victim called PD. Suspect fled location. <b>INJURIES</b> Victim suffered soreness to cheekbone. <b>NO ARREST</b>	M/H 27 YOA	Unknown	Unknown

Monthly Bus / Rail Operator Assaults Recap Report  
February 2022  
Page 2

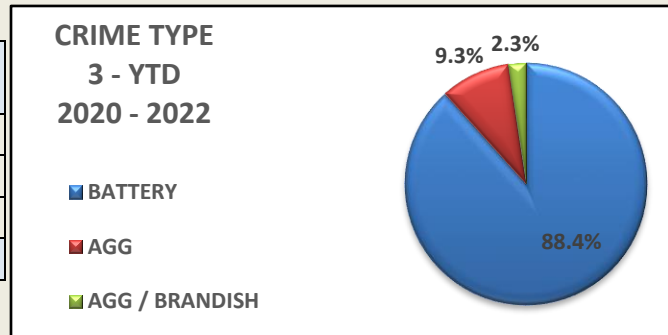
DATE & TIME	BUS / RAIL# LOCATION	NARRATIVE	SUSP INFO	TRANSIENT AND / OR MENTALLY ILL	BARRIER UTILIZED
02/12/22 @ 1130 HRS	Bus Line # 207 Western & Washington	<b>BATTERY</b> Suspect entered bus and stated to victim, "That's the last time you're late for me B...." Suspect reached around the barrier and spit directly into victim's eyes. Suspect exited bus and fled location. <b>INJURIES</b> Spit to eyes contact. RA responded. Victim walked to LAFD station (50 yards away) and sought eye flush treatment. <b>NO ARREST</b>	M/B 25 YOA	Unknown	Yes
02/14/22 @ 1350 HRS	Bus Line # 182 Vermont & Fountain	<b>BATTERY</b> Suspect entered crosswalk causing victim to near miss while operating bus. Suspect became angry, walked up and struck bus window. Suspect then pulled the window out and spat on the victim. <b>INJURIES</b> Victim complained of pain in his left eye due to exposure to the glass particles and spit to eyes. Victim was RA transported to Hollywood Presbyterian Hospital. <b>NO ARREST</b>	M/B 52 YOA	Yes	Yes
02/18/22 @ 1814 HRS	Bus Line # 603 Oak Glen & Allesandro	<b>BATTERY</b> Victim advised suspect he need to pay bus fare. Suspect stated, "I'm not going to pay that you b...., this is my country!" Suspect then spat on victim. <b>INJURIES</b> Spit to body contact. <b>NO ARREST</b>	M/H 35 YOA	Unknown	Unknown
2/26/22 @ 1430 HRS	Bus Line # 161 San Luis & Rigoletto	<b>BATTERY</b> Suspect entered bus and immediately yelled she was going to spit on the seats. Suspect continued to display disruptive behavior. Victim contacted PD for assistance. When suspect observed victim requesting PD, suspect became angry, approached victim, slapped victim's prescription glasses off victim's face and caused them to fall on the ground. <b>INJURIES</b> Victim did not complain of any injuries and refused medical attention. <b>ARREST</b>	F/B 48 YOA	Yes	Unknown

### 3 – Year to Date Assault Type Comparison

ASSAULT TYPE	2022	2021	DIFF	% CHG	2021	2020	DIFF	% CHG	TOTAL	% OF 3 - YEAR TOTAL
PUNCH / HIT / KICK / PUSH	8	4	4	100.0%	4	5	-1	-20.0%	17	39.5%
SPIT	7	4	3	75.0%	4	6	-2	-33.3%	17	39.5%
THREW OBJ / FOOD / LIQUID	1	1	0	0.0%	1	4	-3	-75.0%	6	14.0%
BRANDISH	0	2	-2	-100.0%	2	0	2	N/C	2	4.7%
SPRAY	0	1	-1	-100.0%	1	0	1	N/C	1	2.3%
<b>TOTAL</b>	<b>16</b>	<b>12</b>	<b>4</b>	<b>33.3%</b>	<b>12</b>	<b>15</b>	<b>-3</b>	<b>-20.0%</b>	<b>43</b>	<b>100.0%</b>

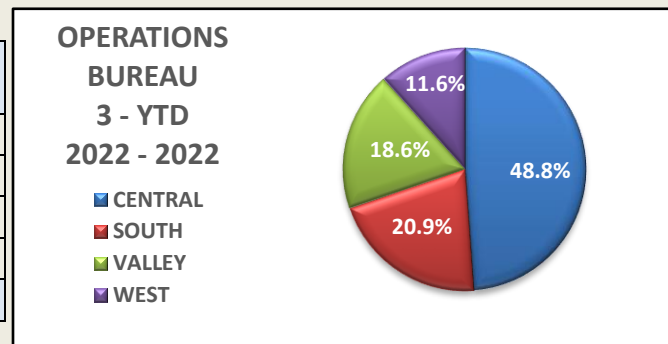
## 3 – Year to Date Crime Type, Weapon Type & Bureau Comparison

CRIME TYPE	2022	2021	DIFF	% CHG	2021	2020	DIFF	% CHG	TOTAL	% OF 3 YR TOTAL
BATTERY	16	8	8	100.0%	8	14	-6	-42.9%	38	88.4%
AGG	0	3	-3	-100.0%	3	1	2	200.0%	4	9.3%
AGG / BRANDISH	0	1	-1	-100.0%	1	0	1	N/C	1	2.3%
<b>TOTAL</b>	<b>16</b>	<b>12</b>	<b>4</b>	<b>33.3%</b>	<b>12</b>	<b>15</b>	<b>-3</b>	<b>-20.0%</b>	<b>43</b>	<b>100.0%</b>



WEAPON TYPE	2022	2021	DIFF	0.0%	2021	2020	DIFF	% CHG	TOTAL	% OF 3-YR TOTAL
SPIT	8	4	4	100.0%	4	6	-1	-33.3%	18	41.9%
STRONG ARM	6	3	3	100.0%	3	5	2	-40.0%	14	32.6%
HARD OBJ	1	2	-1	-50.0%	2	3	1	-33.3%	6	14.0%
HGUN	0	2	-2	-100.0%	2	0	-1	N/C	2	4.7%
PEPPER / OTH SPRAY	0	1	-1	-100.0%	1	0	0	N/C	1	2.3%
LIQUID	0	0	0	N/C	0	1	-3	-100.0%	1	2.3%
VOMIT	1	0	1	N/C	0	0	0	N/C	1	2.3%
<b>TOTAL</b>	<b>16</b>	<b>12</b>	<b>4</b>	<b>33.3%</b>	<b>12</b>	<b>15</b>	<b>0</b>	<b>-20.0%</b>	<b>43</b>	<b>100.0%</b>

BUREAU	2022	2021	DIFF	% CHG	2021	2020	DIFF	% CHG	TOTAL	% OF 3-YR TOTAL
CENTRAL	9	6	3	50.0%	6	6	0	0.0%	21	48.8%
SOUTH	3	1	2	200.0%	1	5	-4	-80.0%	9	20.9%
VALLEY	2	4	-2	-50.0%	4	2	2	100.0%	8	18.6%
WEST	2	1	1	100.0%	1	2	-1	-50.0%	5	11.6%
<b>TOTAL</b>	<b>16</b>	<b>12</b>	<b>4</b>	<b>33.3%</b>	<b>12</b>	<b>15</b>	<b>-3</b>	<b>-20.0%</b>	<b>43</b>	<b>100%</b>



**3 Year to Date Statistical Analysis – Victim Demographic**

YEAR	MALE					FEMALE			3-YR TOTAL	% of 3 - YR TOTAL
	H	B	W	O	TOTAL	B	H	TOTAL		
<b>2022</b>	6	2	0	0	<b>8</b>	5	3	<b>8</b>	<b>16</b>	<b>37.2%</b>
<b>2021</b>	4	0	1	1	<b>6</b>	3	3	<b>6</b>	<b>12</b>	<b>27.9%</b>
<b>2020</b>	5	4	1	0	<b>10</b>	3	2	<b>5</b>	<b>15</b>	<b>34.9%</b>
<b>TOTAL</b>	<b>15</b>	<b>6</b>	<b>2</b>	<b>1</b>	<b>24</b>	<b>11</b>	<b>8</b>	<b>19</b>	<b>43</b>	<b>100.0%</b>
<b>% OF 3 YTD TOTAL</b>	<b>34.9%</b>	<b>14.0%</b>	<b>4.7%</b>	<b>2.3%</b>	<b>55.8%</b>	<b>25.6%</b>	<b>18.6%</b>	<b>44.2%</b>	<b>100.0%</b>	

**3 Year to Date Statistical Analysis – Suspect Demographics**

YEAR	MALE					FEMALE				3 - YR TOTAL	% OF 3 - YR TOTAL
	B	H	W	A	TOTAL	B	W	A	TOTAL		
<b>2022</b>	6	5	1	0	<b>12</b>	3	0	1	<b>4</b>	<b>16</b>	<b>37.2%</b>
<b>2021</b>	6	3	2	1	<b>12</b>	0	0	0	<b>0</b>	<b>12</b>	<b>27.9%</b>
<b>2020</b>	10	2	0	1	<b>13</b>	1	1	0	<b>2</b>	<b>15</b>	<b>34.9%</b>
<b>TOTAL</b>	<b>22</b>	<b>10</b>	<b>3</b>	<b>2</b>	<b>37</b>	<b>4</b>	<b>1</b>	<b>1</b>	<b>6</b>	<b>43</b>	<b>100.0%</b>
<b>% OF 3 - YR TOTAL</b>	<b>51.2%</b>	<b>23.3%</b>	<b>7.0%</b>	<b>4.7%</b>	<b>86.0%</b>	<b>9.3%</b>	<b>2.3%</b>	<b>2.3%</b>	<b>14.0%</b>	<b>100.0%</b>	



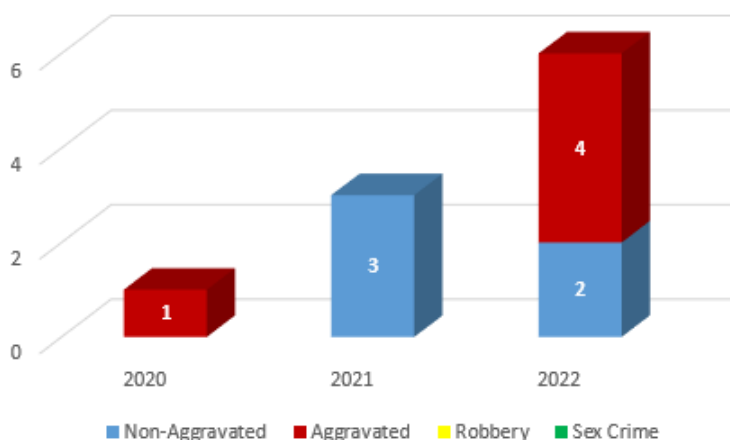
# Monthly Bus/Rail Operator Assault Report



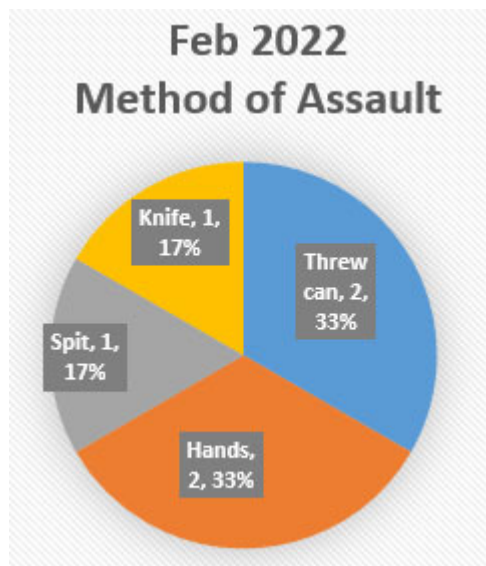
**February 2022**

## February Bus/Rail Operator Assaults

Feb 2020 - 2022 Assaults



Feb 2022 Method of Assault

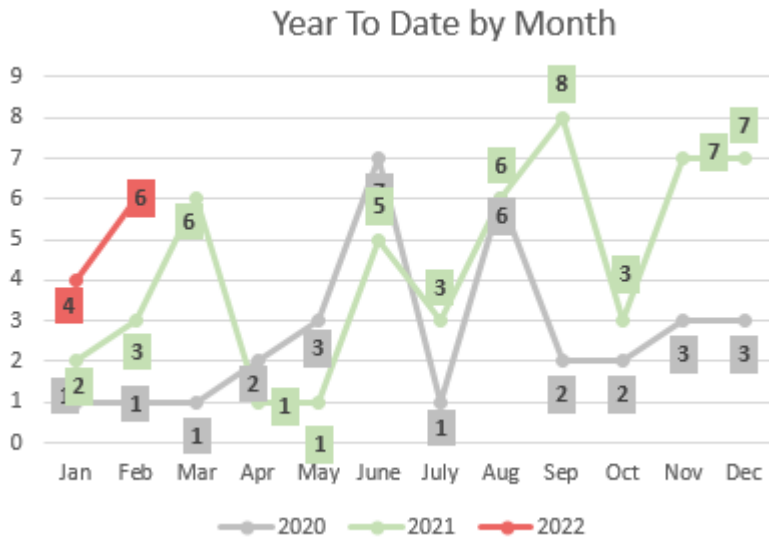


In February, there were two non-aggravated assaults with arrests, and four aggravated assaults.

Date	Time	Line	Bus #	Narrative	Barrier
2/4/2022	13:40	L662	1593	Los Robles/Orange Grove, Pasadena 2/4 1400hrs Sus threatened bus op with knife for unknown reason	Yes
2/8/2022	19:40	L117	8461	Century/Hawthorne, Inglewood 2/8 1940hrs Sus MW/25-30yrs threw beer can at bus op for no reason	Yes
2/11/2022	1:30	L18	5967	2000 Flotilla, Montebello 2/11 0130hrs Sus MH/27yrs <b>arrested</b> for spitting on bus op after trying to open bus door during op's break	N/A (o)
2/22/2022	18:13	L266	5884	Lakewood/Stewart & Gray, Downey 2/22 1813hrs Sus MH punched bus op in face when op was fixing sus's bike on bike rack	N/A (o)
2/23/2022	15:14	L287	4061	El Monte Terminal 2/23 1514hrs Sus MW/27yrs <b>arrested</b> for throwing a can at bus op over food policy	Yes
2/24/2022	15:10	L94	1892	San Fernando/Sonora, Glendale 2/24 1522hrs Sus MB/40s punched bus op in face over fare	Yes

\*B (NU): Barrier installed, not used; N/A (o): Not applicable, assault occurred outside of barrier

# Year to Date Assaults



YTD Operator Assaults
YTD 2020 - 2
YTD 2021- 5
<b>YTD 2022 - 10</b>

## Solve Rate

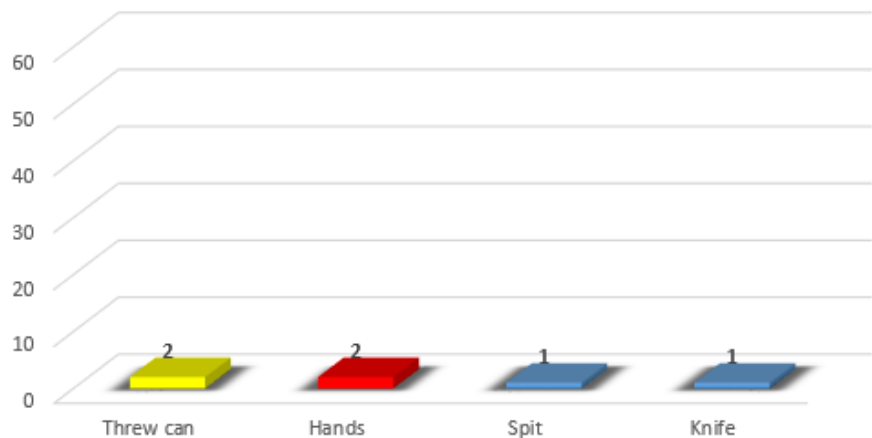
Type	Unsolved	Solved	Total	% Solved
Aggravated Assault	4		4	0.0%
Non-Aggravated Assault	3	3	6	50.0%
Robbery			0	#DIV/0!
Sex Crime			0	#DIV/0!
<b>Total</b>	7	3	10	30.0%

30% of assaults have been solved. The most frequent method of assault has been using hands or throwing a can.

## Top Reasons for Assault

Reason	Count
No Reason	4
Other	3
Policy/Food	1
Mentally ill	1
Fare	1
<b>Grand Total</b>	<b>10</b>

## Year to Date: Method of Assault



# Year to Date Assaults CONTINUED

## Bus/Rail Operator Assaults - YTD

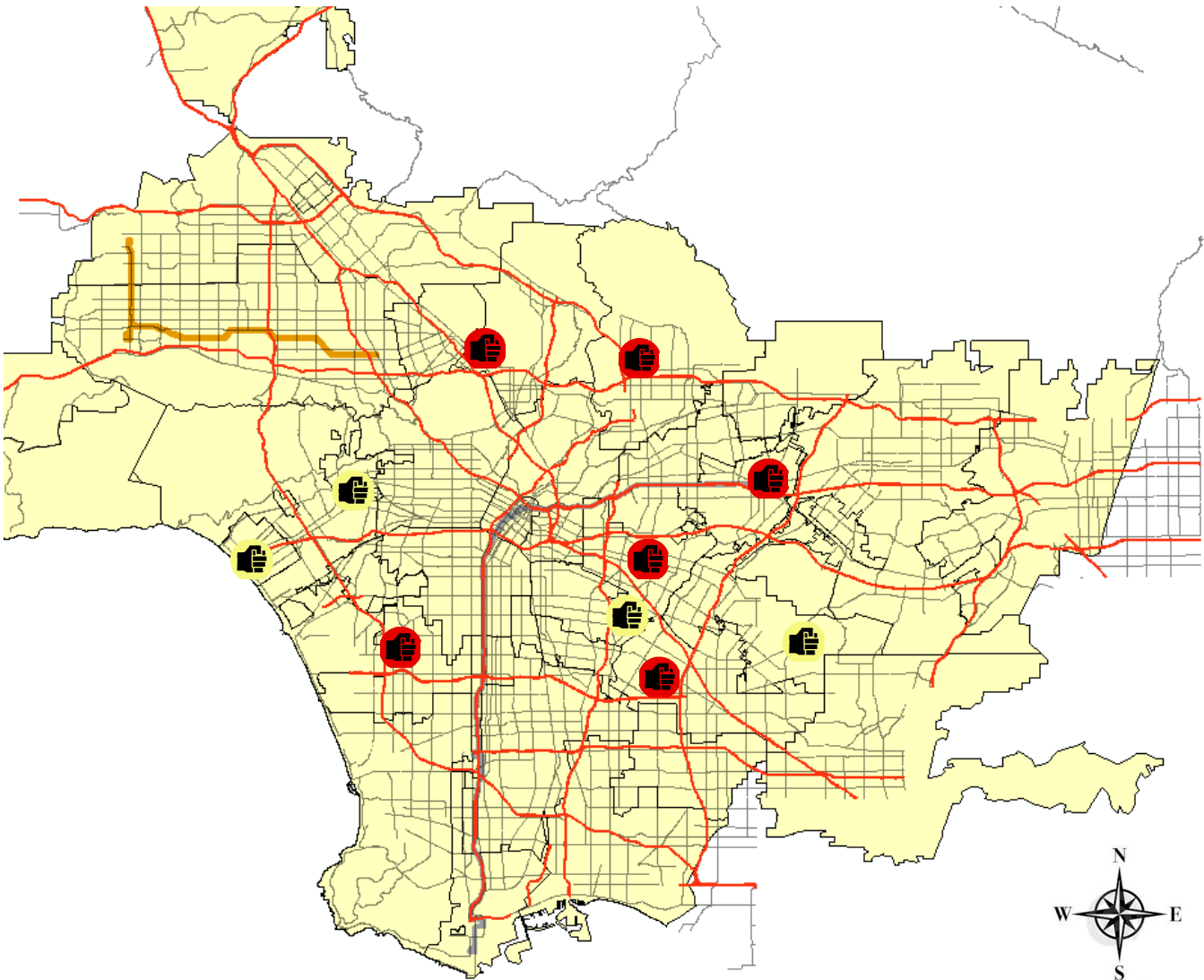


Prior to July 1st 2017, LASD patrolled the entire Metro system.



Barrier/No Barrier	Count
Not reported	0
No Barrier/Monitor	0
Operator assaulted outside barrier	4
Barrier (Not Used)	0
Barrier Used	6
<b>Grand Total</b>	<b>10</b>

Of the 10 incidents reported this year, 4 occurred outside the barrier. In 6 incidents, the barrier was used.

# Map of 2022 Bus/Rail Operator Assaults



**Bus Operator Assaults**

-  February
-  January



**Bus Sector and Line Statistics - YTD**

Sector	Count
South Bus Gateway	4
North Bus El Monte Terminal	1
North Bus San Gabriel	1
South Rail Expo	1
South Bus Westside	1
North Bus San Fernando	1
South Bus Southbay	1
<b>Grand Total</b>	<b>10</b>

Line	Count
L258	1
L94	1
L662	1
L120	1
L266	1
L18	1
E Line	1
L204	1
L117	1
L287	1
<b>Grand Total</b>	<b>10</b>

