

Crenshaw/LAX Transit Corridor Project

PLA Targeted Worker Attainment: Prime: Walsh/Shea

Report Data Through April 18, 2015

No. of Work Hours*	Targeted Economically Disadvantaged Worker Utilization (%) Goal: 40%	Apprentice Utilization (%) Goal: 20%	Disadvantaged Worker Utilization (%) Goal: 10%
579,490.60	59.15%	18.11% <small>Based on Total Apprenticeable Work Hours</small>	11.11%

Percentage Project Complete Based on Worker Hours: 19.32% (rounded)

Executive Order 11246 Demographic Summary

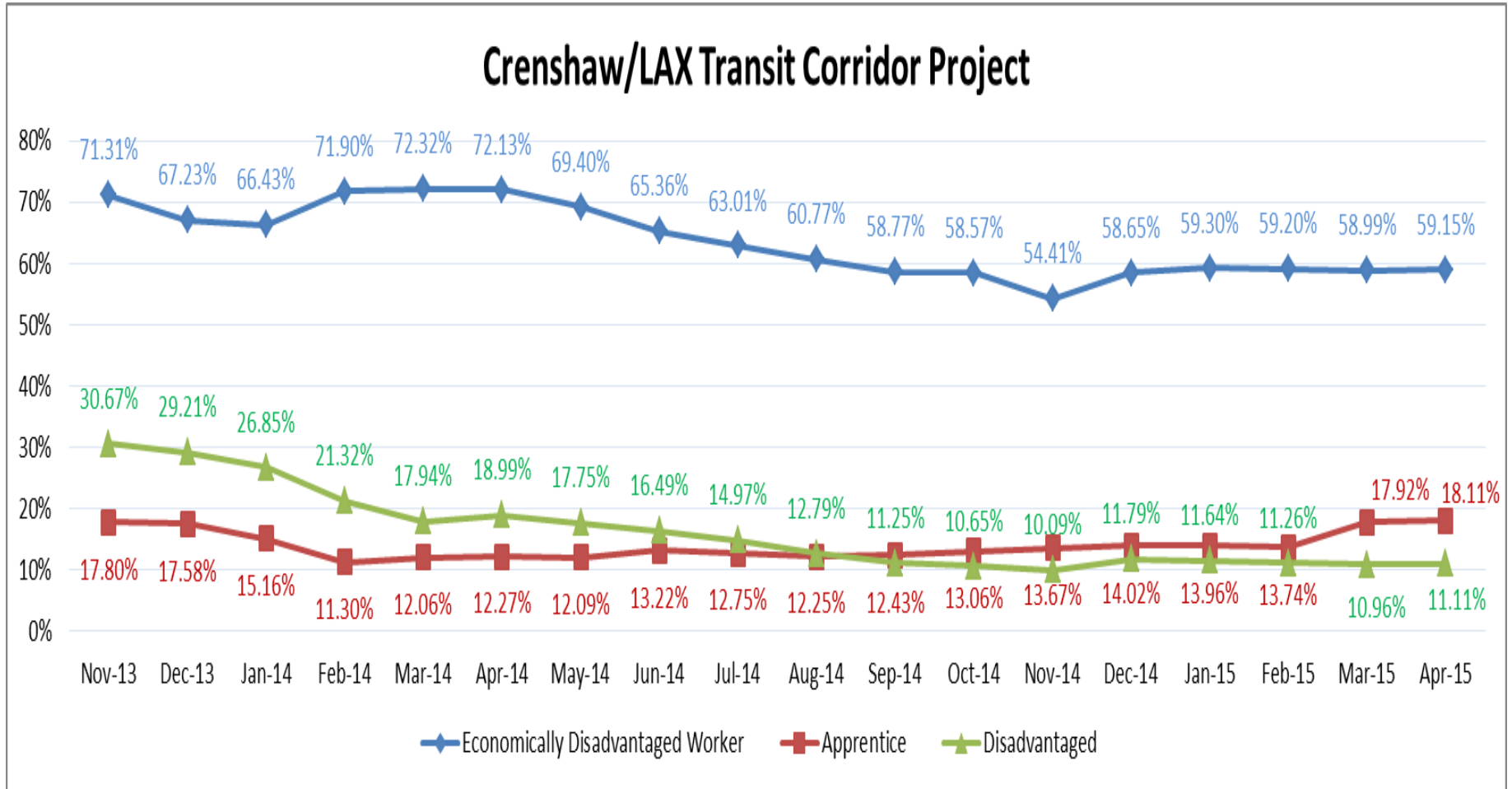
No. of Work Hours*	African American Utilization	Asian/Pacific Islander Utilization	Caucasian Utilization	Hispanic Utilization	Native American Utilization	Other/Declined to state	Minority Utilization Goal: 28.3% (rounded)	Female Utilization Goal: 6.9%
579,490.60	17.66%	1.07%	22.49%	54.21%	1.25%	3.32%	74.19%	2.66%



*Cumulative Hours Through End of Noted Reporting Period – as Reported by Prime Contractor. Data subject to change to reflect updates or audits.

Crenshaw/LAX Transit Corridor Project

PLA Targeted Worker Attainment: Prime: Walsh/Shea



*As Reported by Walsh/Shea. Data subject to change to reflect updates or audits.

Data reflects a 18 month period

Regional Connector Transit Corridor Project

PLA Targeted Worker Attainment:

Prime: Regional Connector Constructors, Joint Venture

Report Data Through April 25, 2015

No. of Work Hours*	Targeted Economically Disadvantaged Worker Utilization (%) Goal: 40%	Apprentice Utilization (%) Goal: 20%	Disadvantaged Worker Utilization (%) Goal: 10%
12,909.50	62.53%	16.00% <small>Based on Total Apprenticeable Work Hours</small>	12.48%

Percentage Project Complete Based on Worker Hours: 0.39% (rounded)

Executive Order 11246 Demographic Summary

No. of Work Hours*	African American Utilization	Asian/Pacific Islander Utilization	Caucasian Utilization	Hispanic Utilization	Native American Utilization	Other/Declined to state	Minority Utilization Goal: 28.3% (rounded)	Female Utilization Goal: 6.9%
12,909.50	11.94%	2.42%	26.72%	54.89%	0.00%	4.03%	69.25%	4.34%

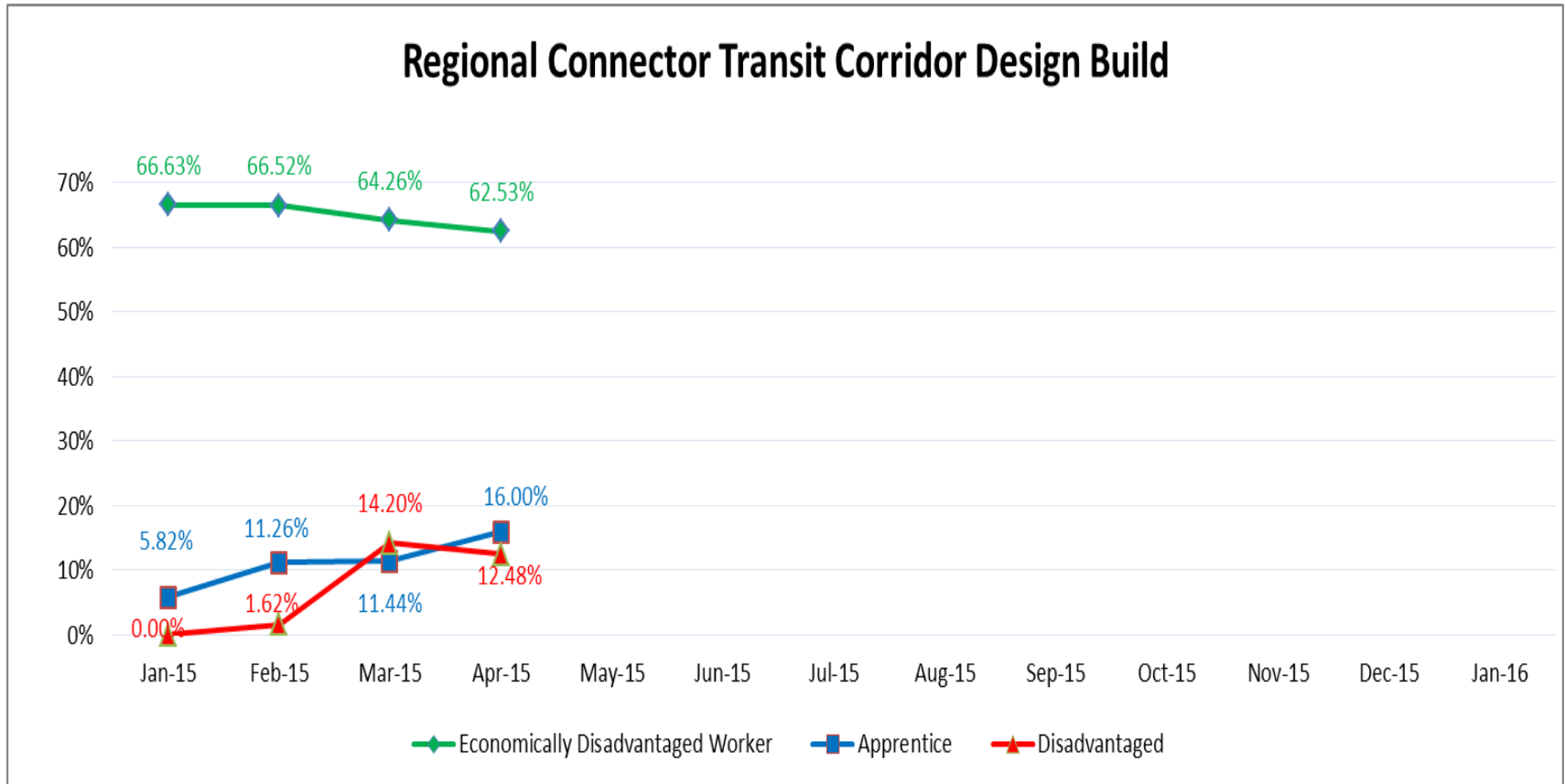


*Cumulative Hours Through End of Noted Reporting Period – as Reported by Prime Contractor. Data subject to change to reflect updates or audits.

Regional Connector Transit Corridor Project

PLA Targeted Worker Attainment:

Prime: Regional Connector Constructors, Joint Venture



*As Reported by RCC, JV. Data subject to change to reflect updates or audits.

Data reflects a 4 month period

Regional Connector Advanced Utility Relocations

PLA Targeted Worker Attainment: Prime: Pulice Construction

Report Data Through April 2015

No. of Work Hours*	Targeted Economically Disadvantaged Worker Utilization (%) Goal: 40%	Apprentice Utilization (%) Goal: 20%	Disadvantaged Worker Utilization (%) Goal: 10%
58,155.00	51.63%	21.48% <small>Contractor Reported Based on Total Work Hours</small>	22.69%

Percentage Project Complete Based on Worker Hours: 58.51% (rounded)

Executive Order 11246 Demographic Summary

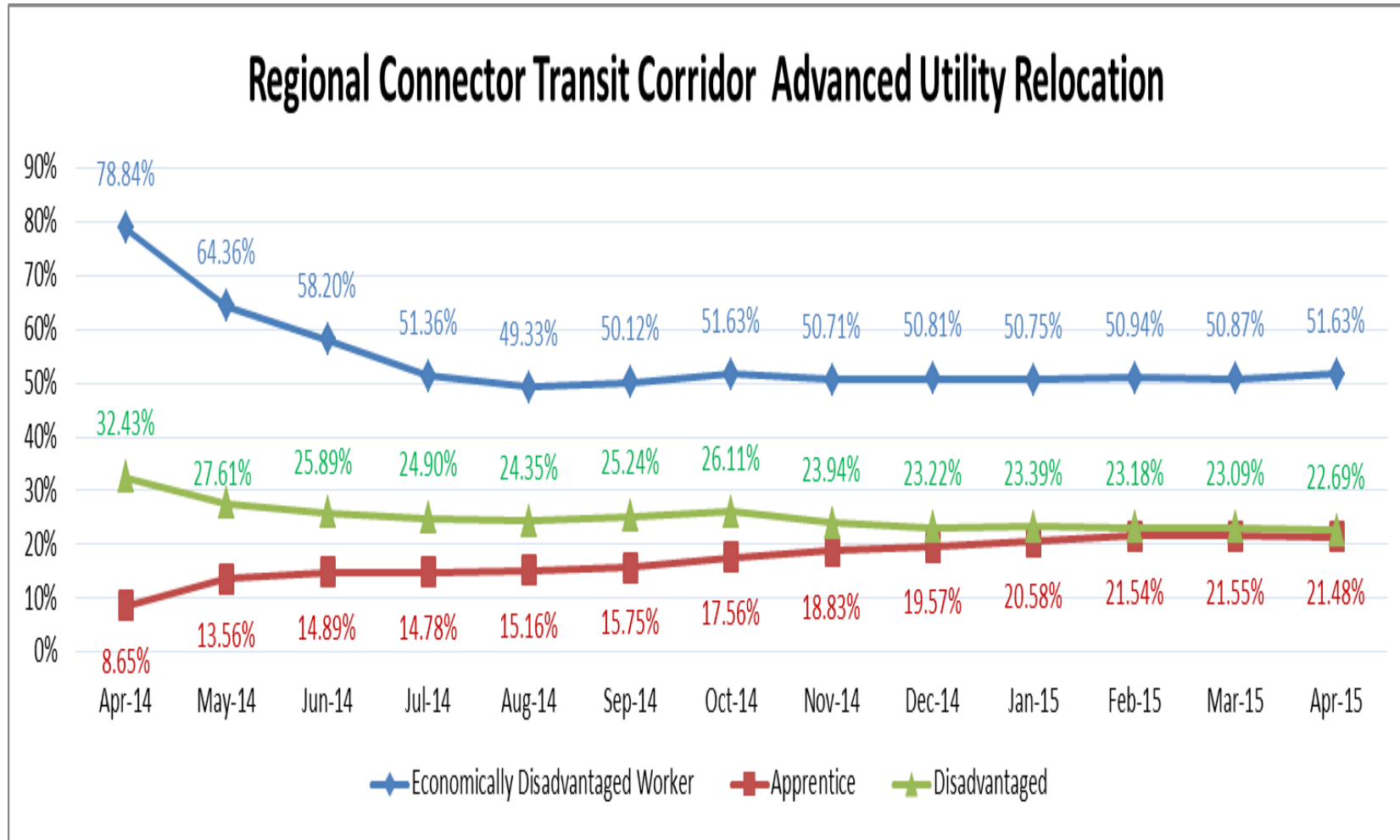
No. of Work Hours*	African American Utilization	Asian/Pacific Islander Utilization	Caucasian Utilization	Hispanic Utilization	Native American Utilization	Other/Declined to state	Minority Utilization Goal: 28.3% (rounded)	Female Utilization Goal: 6.9%
58,155.00	1.37%	0.42%	17.58%	80.12%	0.00%	0.51%	81.91%	2.60%



*Cumulative Hours Through End of Noted Reporting Period – as Reported by Prime Contractor. Data subject to change to reflect updates or audits.

Regional Connector Advanced Utility Relocations

PLA Targeted Worker Attainment: Prime: Pulice Construction



*As Reported by Pulice Contractor. Data subject to change to reflect updates or audits.

Data reflects a 13 month period