

Metro's Fareless System Initiative (FSI)

Fareless System Initiative (FSI) and
Low Income Fare is Easy (LIFE) Update
October 2022





GoPass – Year 1 (October '21 – July '22)

- 50 K-12 Districts and Charter School Networks (1162 schools)
- 6 Community College Districts covering 14 colleges
- Over one million eligible students in the partnered districts





- 920,000 GoPass TAP cards distributed
- 134,976 (15%) cards registered
- 96,120 (71%) unique cards used on the system
- 5.44 million boardings
- Active cards had an average of 58 boardings used to date



GoPass – Year 2 (August '22 – June '23)

Cumulative as of 10/10/2022:

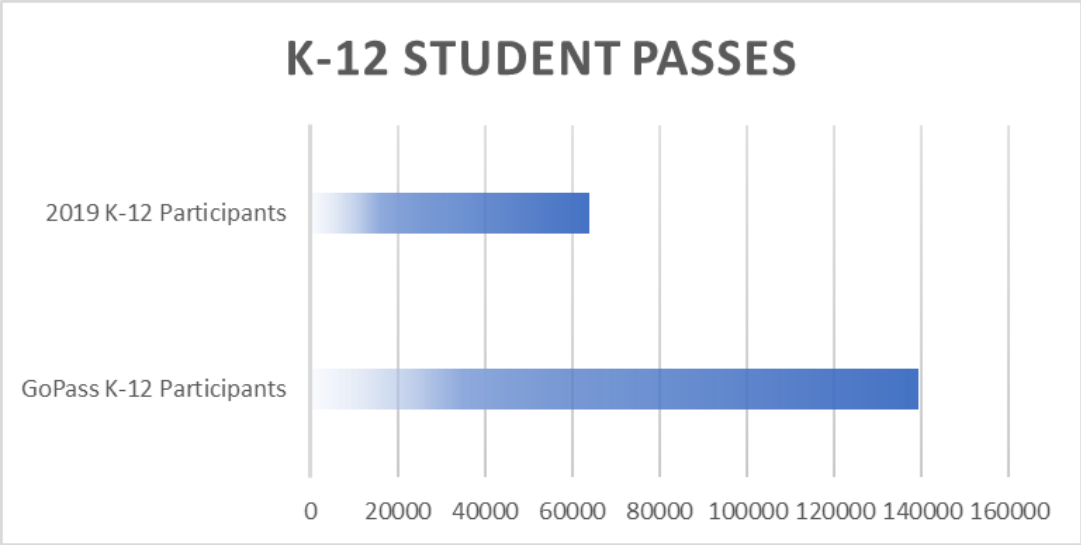
- Over 1M TAP cards distributed
- 168,198 (15%) cards registered
- 139,250 (83%) unique cards used on the system
- 7.9 million boardings
- Active cards had an average of 57 boardings used to date



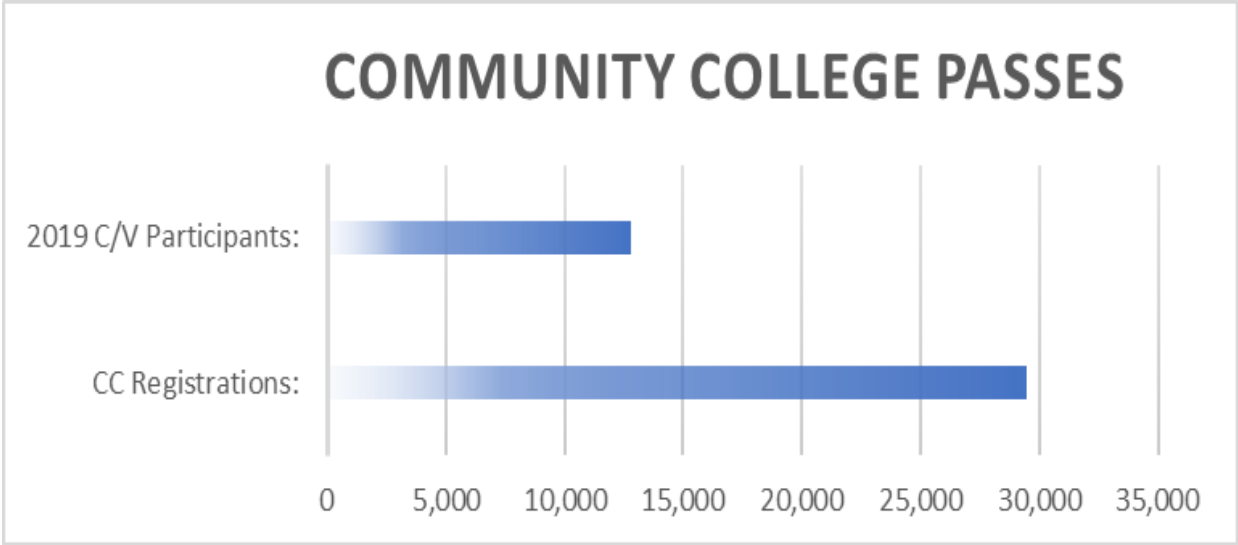
- 79 K-12 Districts and Charter School Networks (1345 schools)
- Over 1.2 million eligible students in the partnered districts
- 8 Community College Districts covering 16 colleges



GoPass Participation



As of 10/10/2022, K-12 GoPass participants are 118% above 2019 K-12 cardholders



As of 10/10/2022, Community College GoPass participants are 130% above 2019 C/V cardholders

FSI - Funding

Continuing to work with local, regional, state-wide, and national stakeholders to secure State and Federal support for reduced-fare and fare-free transit services.

State:

- State Golden Opportunity Package for state surplus
- AB 1919 – Not funded (Vetoed)
- State Legislature to consider other proposals to support free fare programs

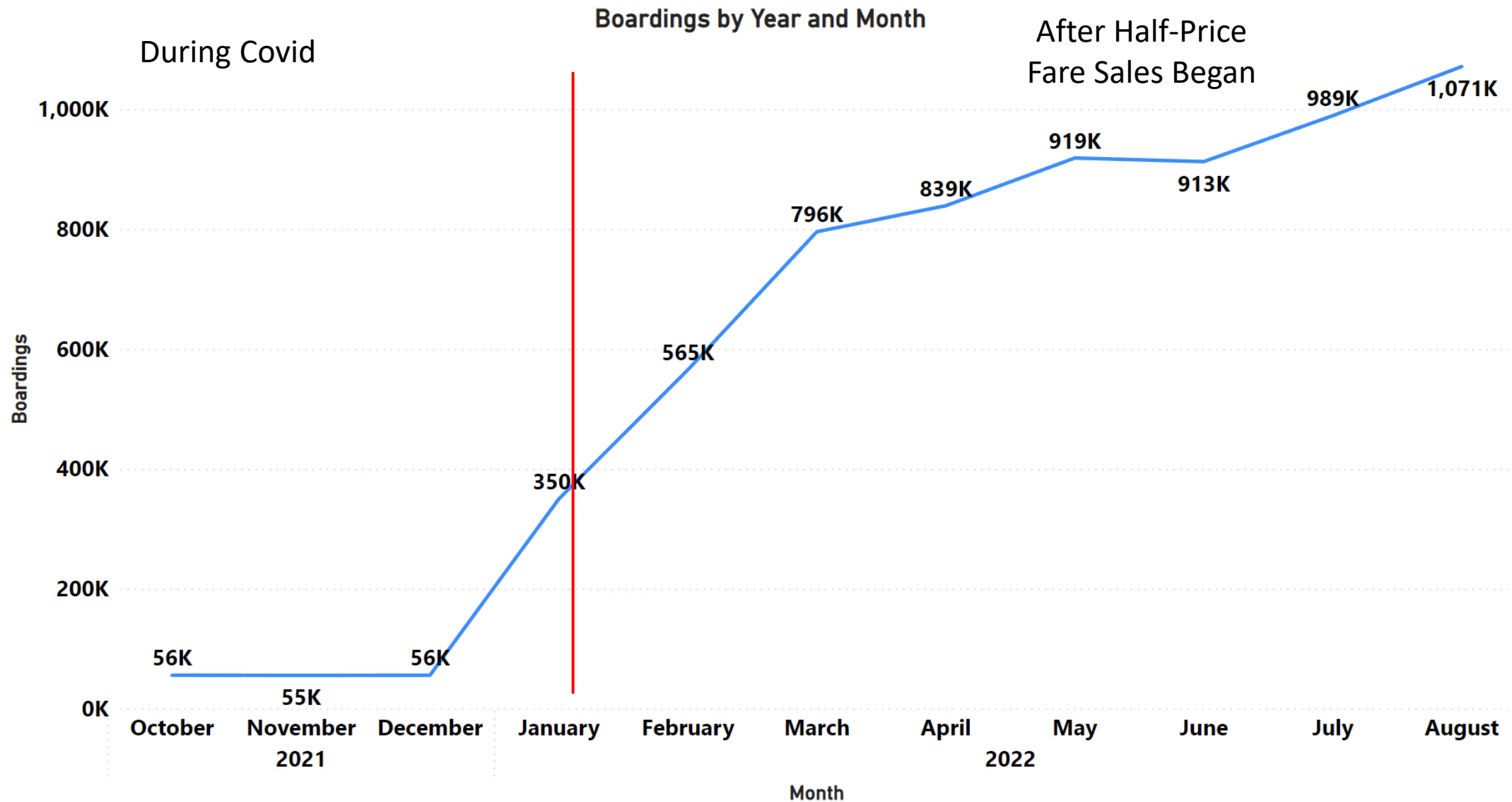
Federal:

- \$1 million grant through the Congressional Directed Funding (Feinstein) to help expand the GoPass at all community colleges in LA County (~143,000 students)
- Exploring funding made available through the Bipartisan Infrastructure Law

LIFE Double Enrollment Update

- 87,419 new LIFE participants
- 96 % of the double enrollment goal
 - Total LIFE program participants to 177,212
- 19% of new applicants submitted are self certified; 81% have documented income (cumulative total)
- Average enrollments are up 33% from pre-Covid
- Working in partnership with Department of Public Social Services (DPSS), Workforce Development, Aging and Community Services (WDACS) and the Los Angeles County Development Authority (LACDA), Staff conducted and coordinated outreach efforts including:
 - pop-up events at public housing sites
 - enrollment efforts with WDACS at their senior centers
 - provided LIFE marketing materials to more than 11,000 senior meal delivery service recipients

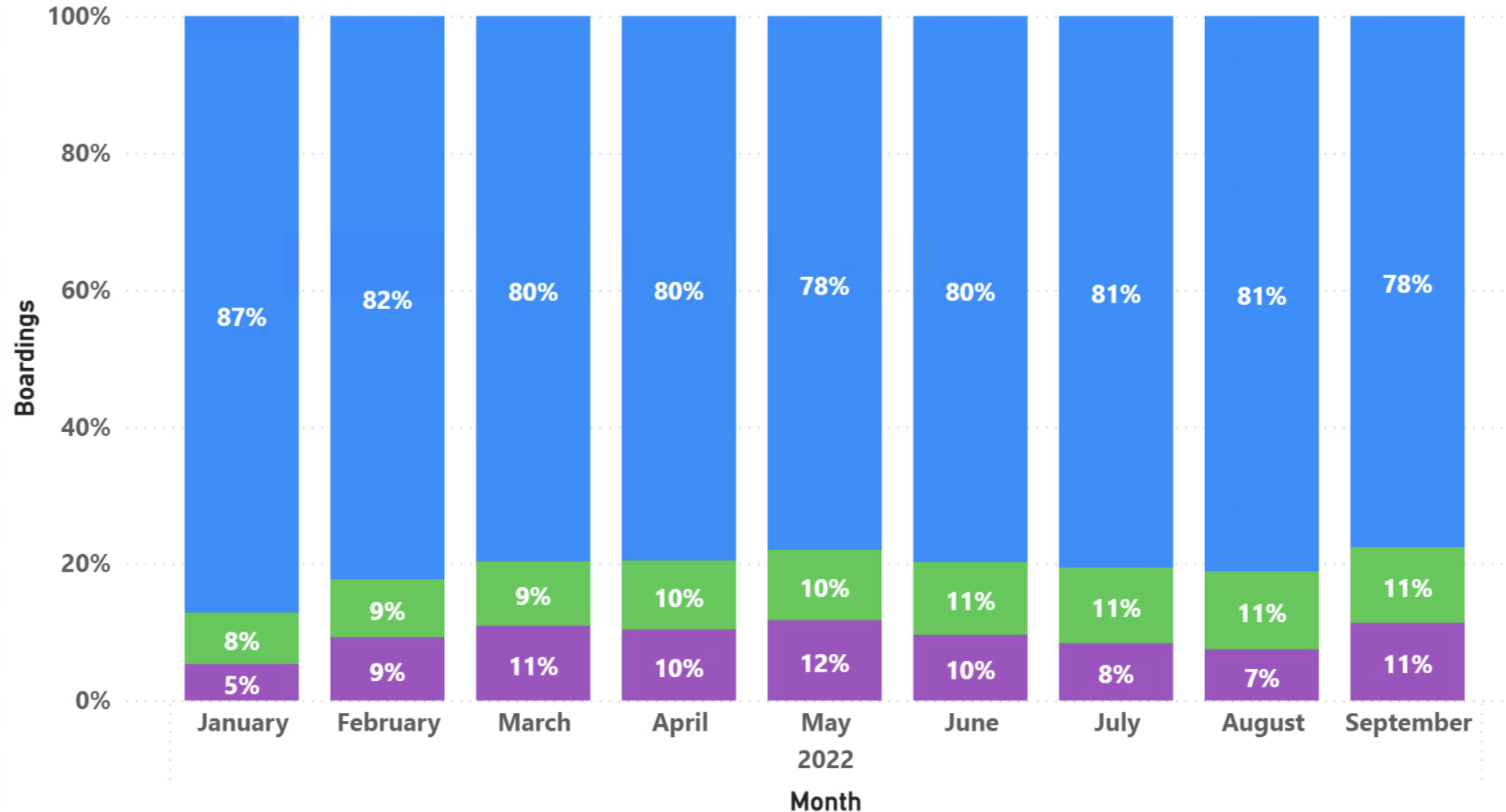
LIFE Monthly Taps



TAP Boardings for FSI/LIFE on Metro

Boardings by Year, Month and Fare Product Type

Fare Product Type ● FSI Transaction ● LIFE Transaction ● Other



August 2022

FSI/LIFE: 1,600,000 (18%)

TAP (Other): 6,850,000

September 2022

FSI/LIFE: 1,950,000 (22%)

TAP (Other): 6,700,000

Boardings only include TAP.

Next Steps

- Staff is engaging the services of a consultant to prepare a strategic road map to advance the FSI program to Phase 2, low-income fareless.
- Expand DPSS pilot to all locations.
- Convene county departments (LACDA, WDACS, DCFS) and share DPSS' experience and lessons learned during the pilot and pursue similar co-enrollment programs with LACDA, WDACS, and DCFS.



Fareless System Initiative