

We're developing a new vision for the
Long Beach-East Los Angeles Corridor Mobility Investment Plan

ATTACHMENT D

LB-ELA Corridor Investment Plan Phases and Milestones

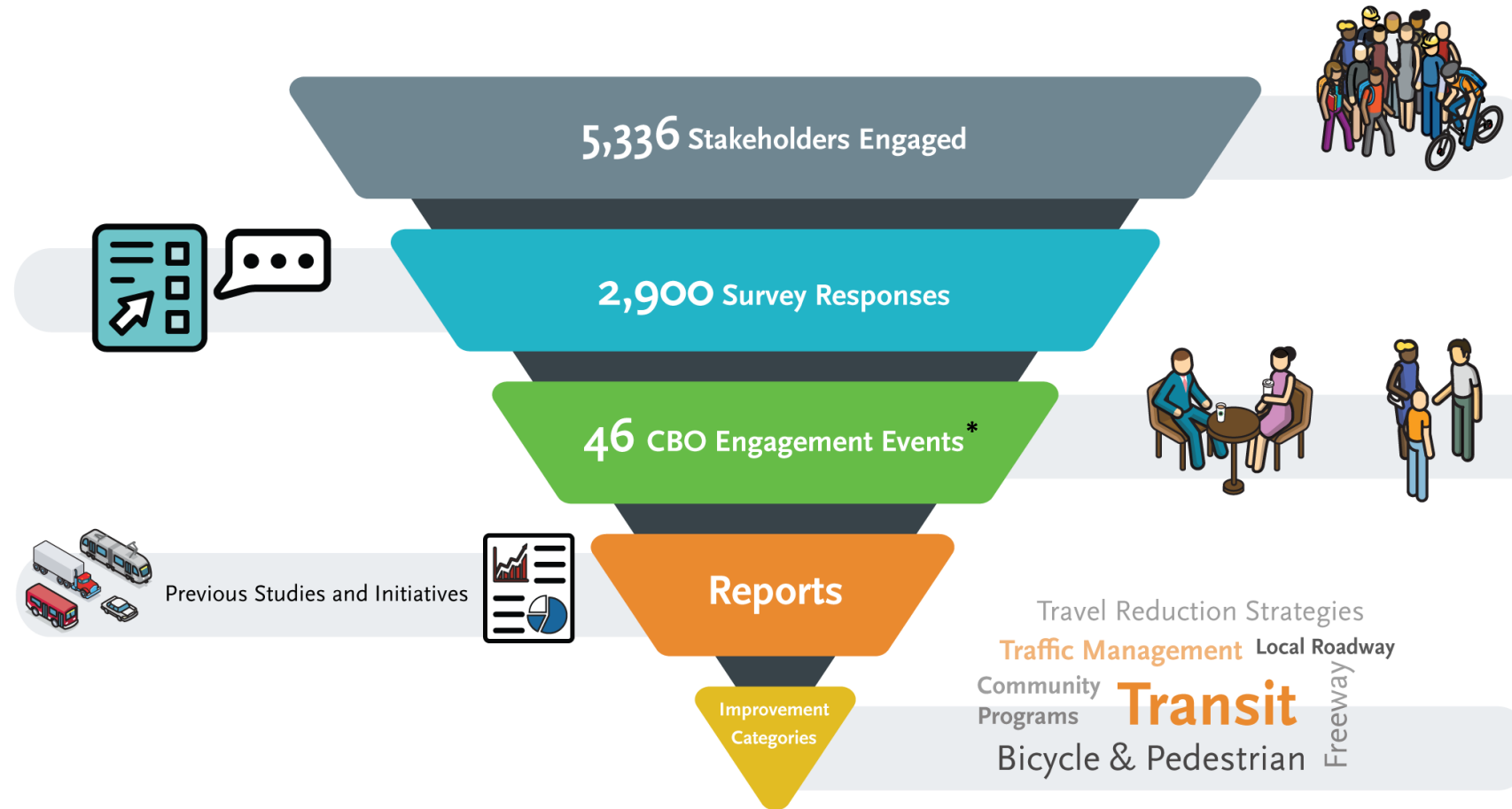


* Draft Investment Plan to be Presented to the Board in late November



- ◆ Board Action and Milestone Decision
- ◆ Board Status Report

Initial List of Projects & Programs: Sources



Initial List of Projects & Programs

Online Public Engagement: Social Pinpoint and Survey

955

Map Comments

1739

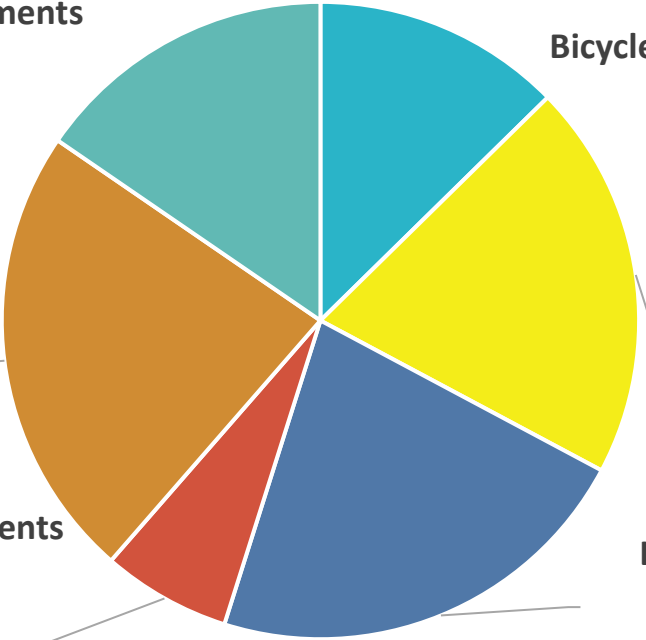
Survey Responses

Mapping Comments by Type

Transit (Bus or Rail) Improvements
15%

Pedestrian Improvements
23%

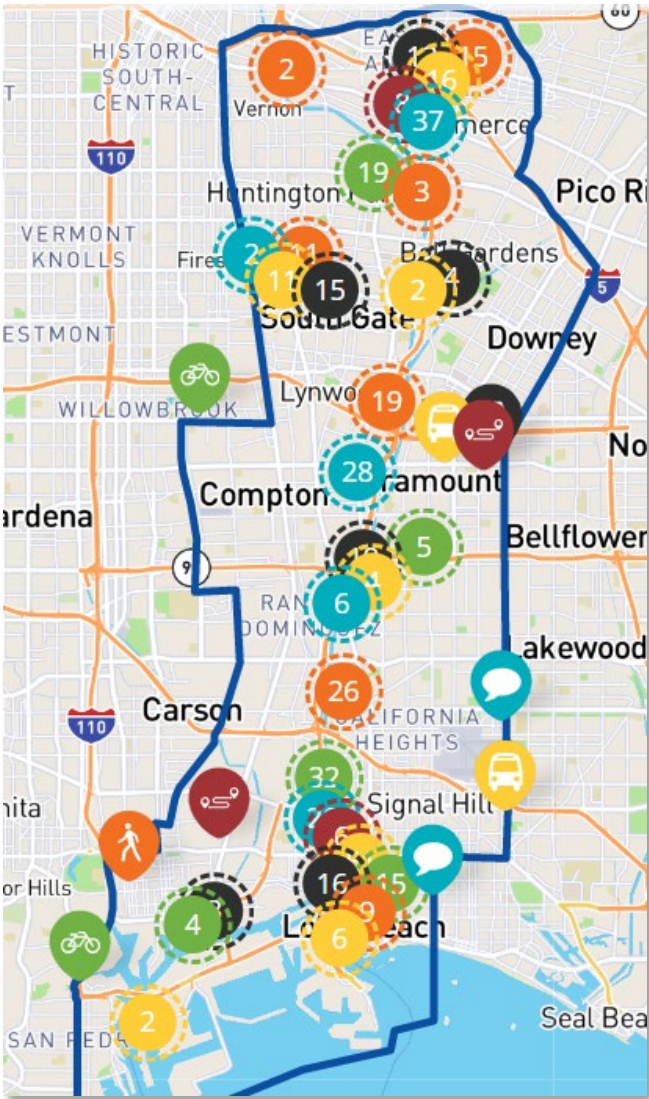
Other Mobility Improvements
7%



Bicycle Improvements
13%

General Comments,
Concerns, or Issues
20%

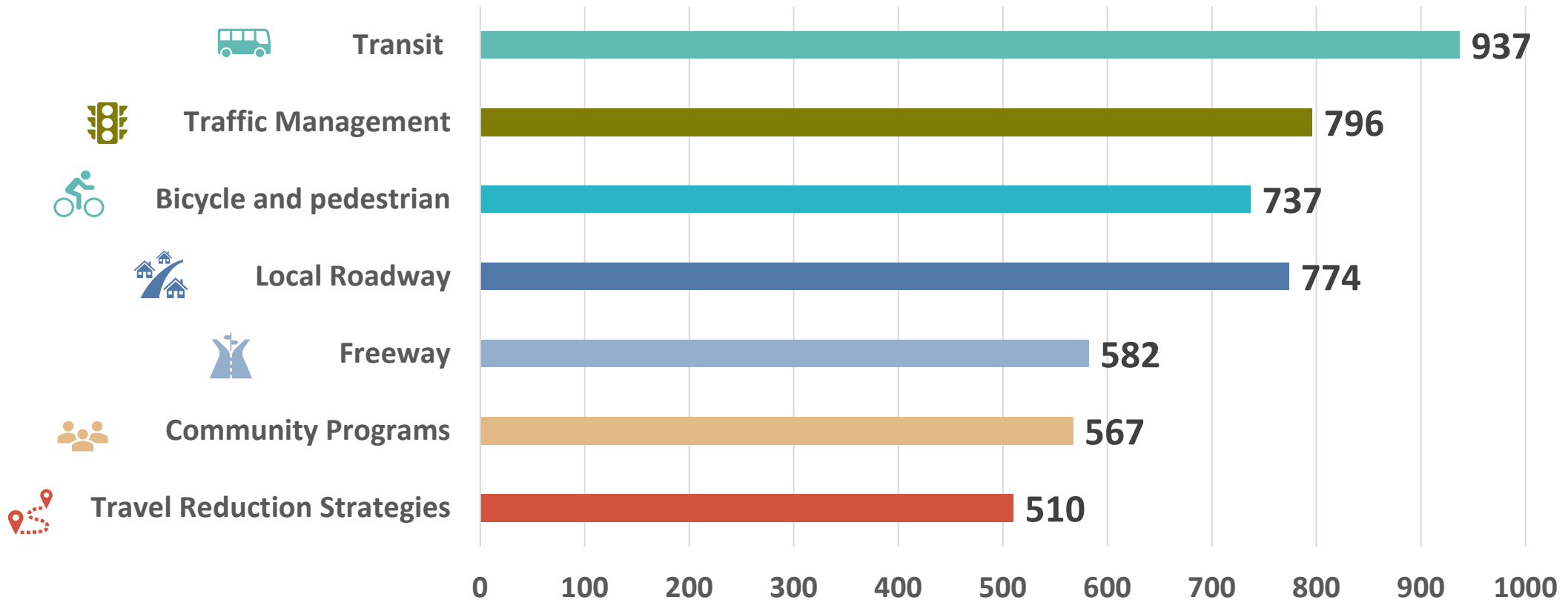
Local Roadway (Vehicle)
Improvements
22%



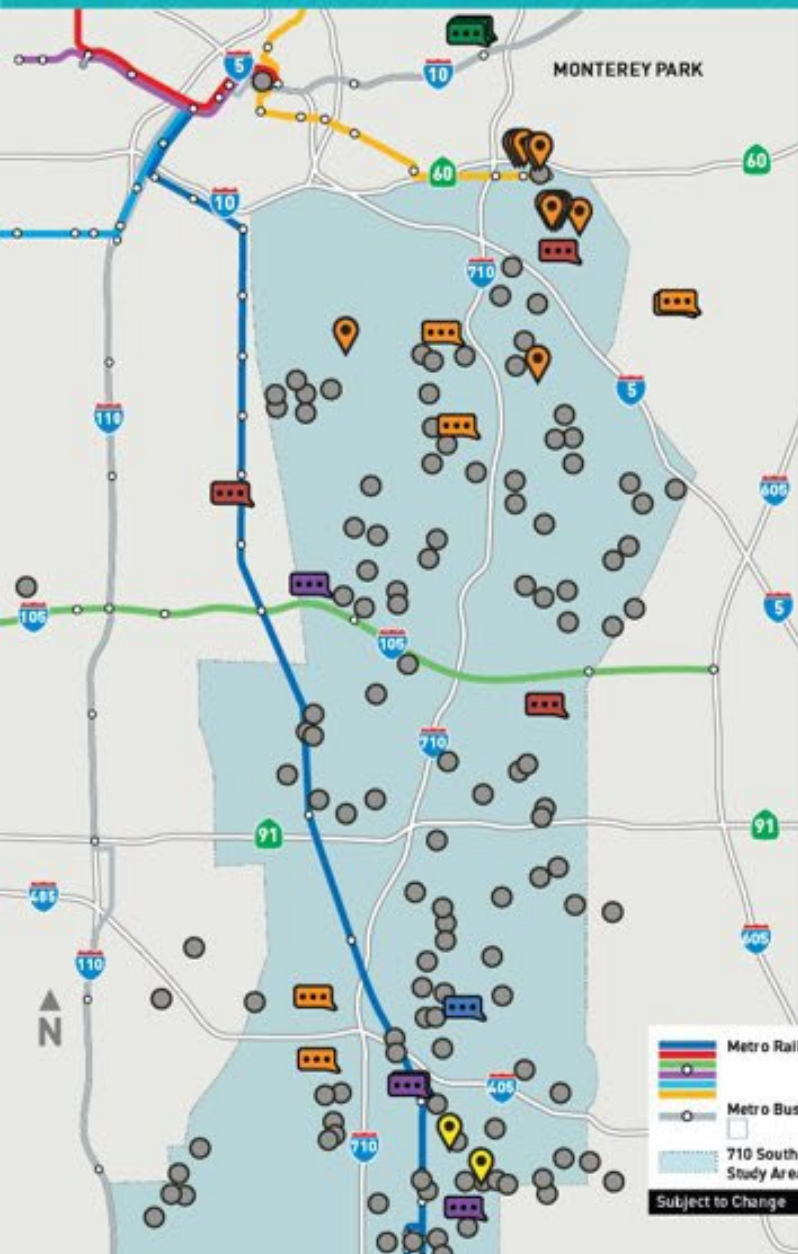
Survey Responses

Based on your experience and on the needs of your community, what type of projects, programs, or improvements would you most like to see implemented within your community and the I-710 Corridor?

Improvement Categories



Community-based Organization (CBO) & Public Engagement/ *Participación de las organizaciones comunitarias y del público*



28 CBO Engagement Events/*Eventos de CBO*



18 Pop-up and Workshop Events/*Eventos emergentes y talleres*



All Groups
Todos grupos



Senior Groups
Grupos de personas mayores



Labor Unions
Los sindicatos



Cultural Groups
Grupos culturales



Faith Based Groups
Grupos basados en la fe



Student Groups
Grupos de Estudiantes

4800 flyers in multiple languages distributed at
folletos distribuidos en varios idiomas

166 locations throughout the corridor
distribuidos en lugares clave a lo largo del corredor

Engagement efforts as of the date of this presentation.
Esfuerzos de participación a la fecha de esta presentación.

Community-based Organization (CBO) & Public Engagement/ *Participación de las organizaciones comunitarias y del público*

11

CBO partners
socios de la CBO



5,466



stakeholders engaged so far at events
partes interesadas involucradas hasta ahora en eventos



2,495+

survey/map responses collected
encuestas/mapas de respuestas recopiladas



8,638

collateral pieces distributed at events in
English, Spanish, Khmer and Tagalog
*piezas colaterales distribuidas en eventos en
inglés, español, jemer y tagalo*

2

digital stakeholder survey campaigns
prepared with a combined total of
***campañas digitales de encuestas a las
partes interesadas preparadas con un total
combinado de***



1,464,381

impressions
impresiones

Goals



Evaluation Process Timeline

Now that we have the Initial List of Project and Programs, we will perform the evaluation with public input along the way.

Spring 2023



Run Models & Evaluate Projects

Technical models will be run to test the performance of the projects, bundled by project type.

Based on the findings of and the project's "facts," projects will be analyzed. Some may be "flagged."

Summer 2023



Screen Projects

The evaluation will be shared and discussed and used to screen projects.

Fall 2023



Refined List & Prioritization

Once the list is refined, projects will be prioritized and then packaged into the Investment Plan.

Winter 2023/24



**Draft
Investment
Plan**



Evaluation Criteria: Four Categories

ALIGNMENT WITH GOALS

Gauge how well projects/programs aligns with LB-ELA goals and vision

1

EQUITY

Does the project advance equity in the corridor?

2

PROJECT CONCERNS

Identify potential concerns and negative impacts that should be highlighted

4

SUSTAINABILITY

Does the project advance sustainability in the corridor?

3



FLAGS FOR ADDITIONAL CONSIDERATION

Add 'Flags' following evaluation that capture other project considerations

'Flags' for Additional Consideration

"Equity Flag"

Indicates if a project received a low Equity score based on performance metrics. Initiates a discussion of why the project scored low and if there are opportunities for improvement.

Example: Potential to slow car traffic within an EFC area

Example: Provides traffic safety or travel time improvements, but without any benefits to EFC areas

"Community Input Consideration Flag"

Captures concerns or support from Task Force/CLC/Working Group input that aren't captured by performance metrics

Example: Specific concerns around implementation, distribution of benefits for a project

Example: Existing buy-in/support from advocacy groups or CBOs for a project

Equity Planning and Evaluation Tool (EPET) Metro Equity Needs Index (MENI)

Metro's **Equity Planning and Evaluation Tool (EPET)** pilot can be found [here](#).

The **Metro Equity Need Index (MENI)** can be found [here](#)

CLC Meeting Summaries

Meeting #14 (April 20, 2023): [LINK](#)