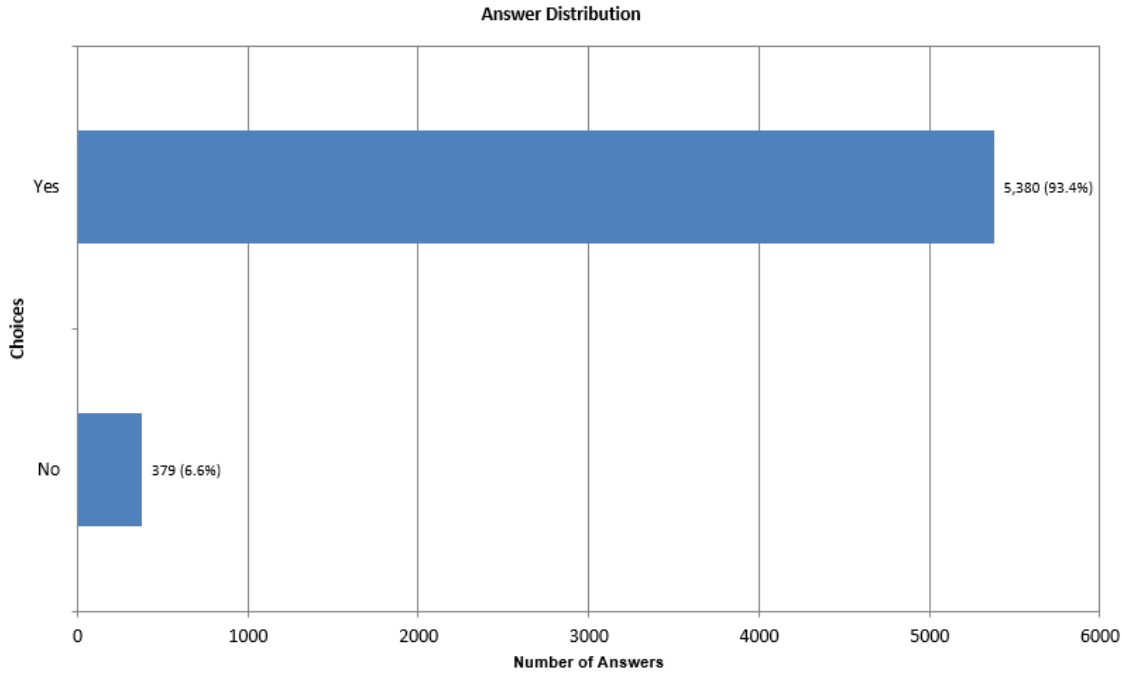


C and K Line Operating Plan Survey and Results

***1. 1. Have you taken a Metro bus or a Metro rail trip in LA County in the past year?(*Required)**

	Choice
<input type="radio"/>	Yes
<input type="radio"/>	No

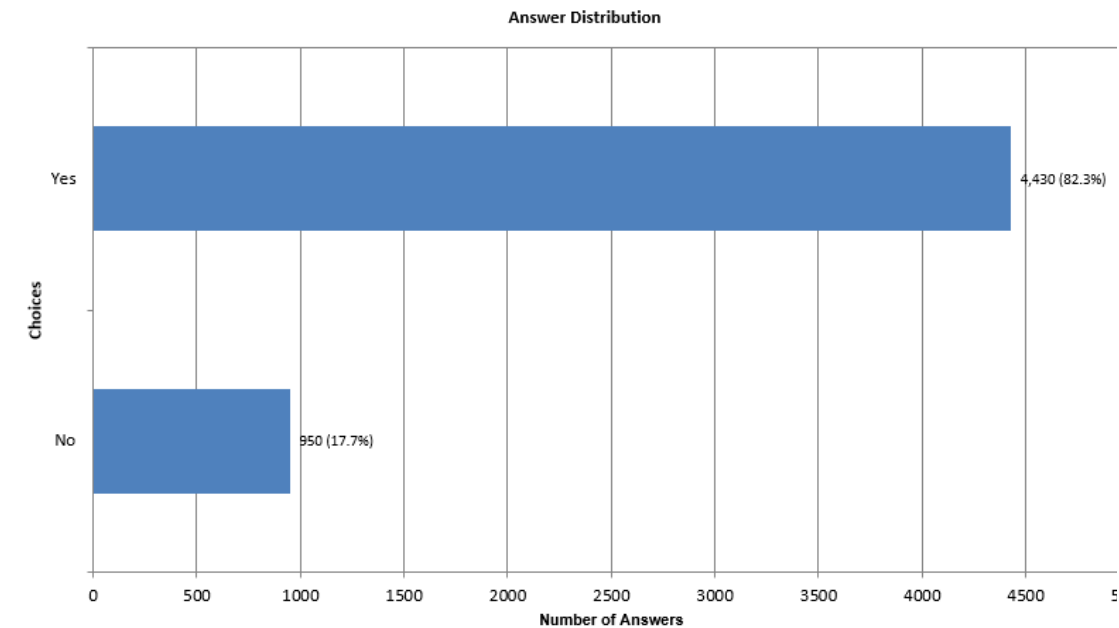
Filter Riders1: 1. Have you taken a Metro bus or a Metro rail trip in LA County in the past year?



***2. 2. Have you taken a Metro bus or a Metro rail trip in LA County in the past month?(*Required)**

	Choice
<input type="radio"/>	Yes
<input type="radio"/>	No

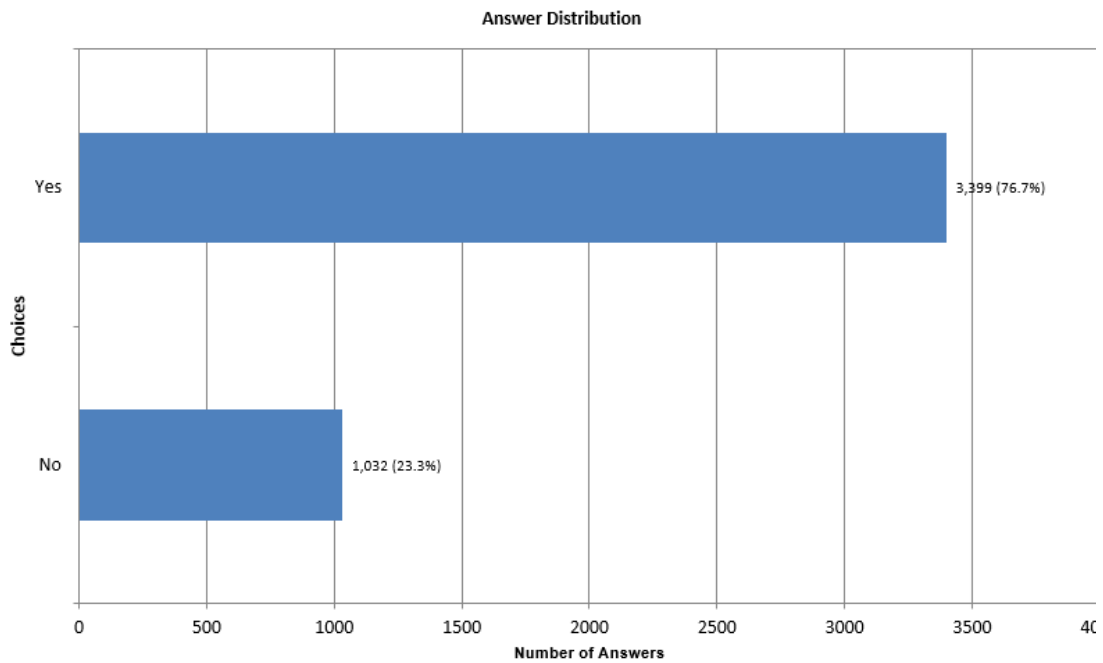
Filter Riders2: 2. Have you taken a Metro bus or a Metro rail trip in LA County in the past mo



***3. 3. Have you taken a Metro bus or a Metro rail trip in LA County in the past week?(*Required)**

	Choice
<input type="radio"/>	Yes
<input type="radio"/>	No

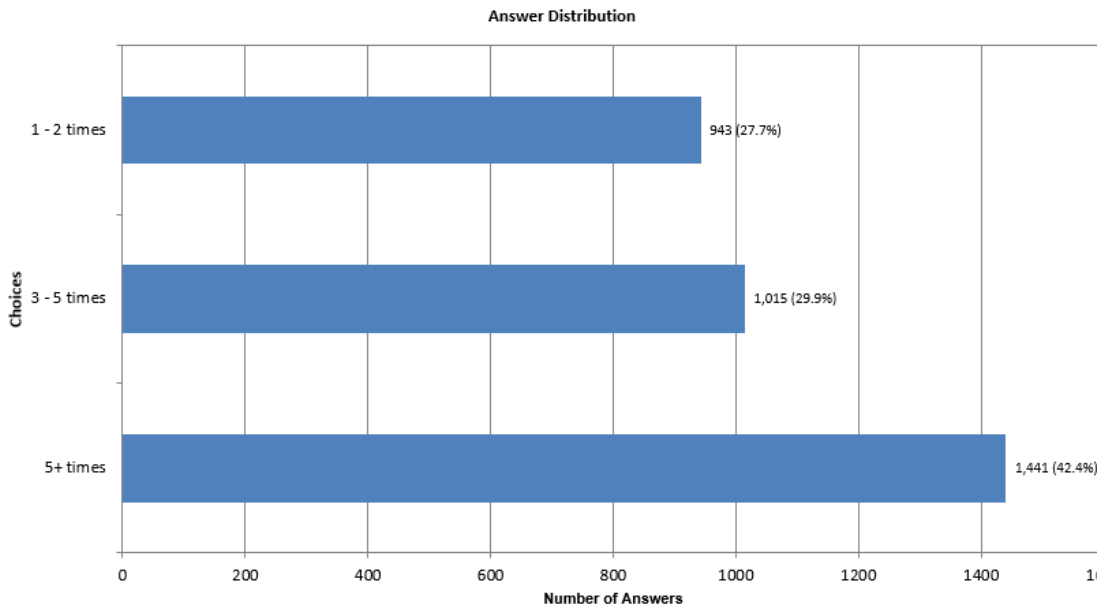
Filter Riders3: 3. Have you taken a Metro bus or a Metro rail trip in LA County in the past we



***4. 4. How many times have you taken a Metro bus or a Metro rail trip in the past week?(*Required)**

	Choice
<input type="radio"/>	1 - 2 times
<input type="radio"/>	3 - 5 times
<input type="radio"/>	5+ times

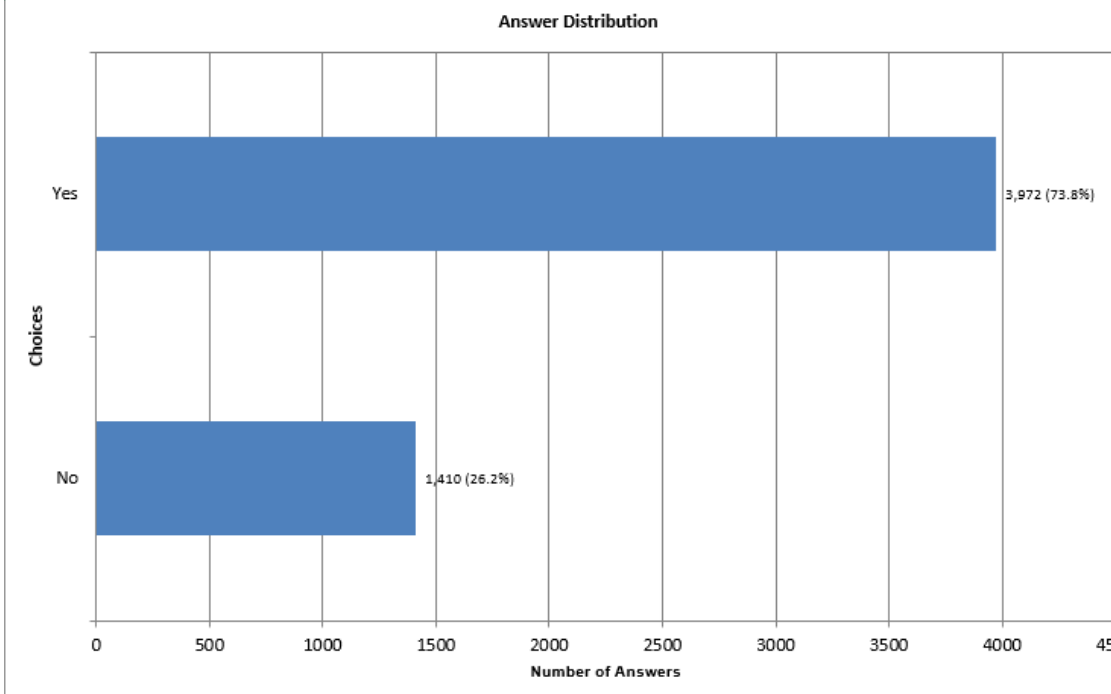
Filter Riders4: 4. How many times have you taken a Metro bus or a Metro rail trip in the past week



***5. 5. Have you heard of the Airport Metro Connector (AMC) that will transfer riders more efficiently between LAX and the Metro Rail network?(*Required)**

	Choice
<input type="radio"/>	Yes
<input type="radio"/>	No

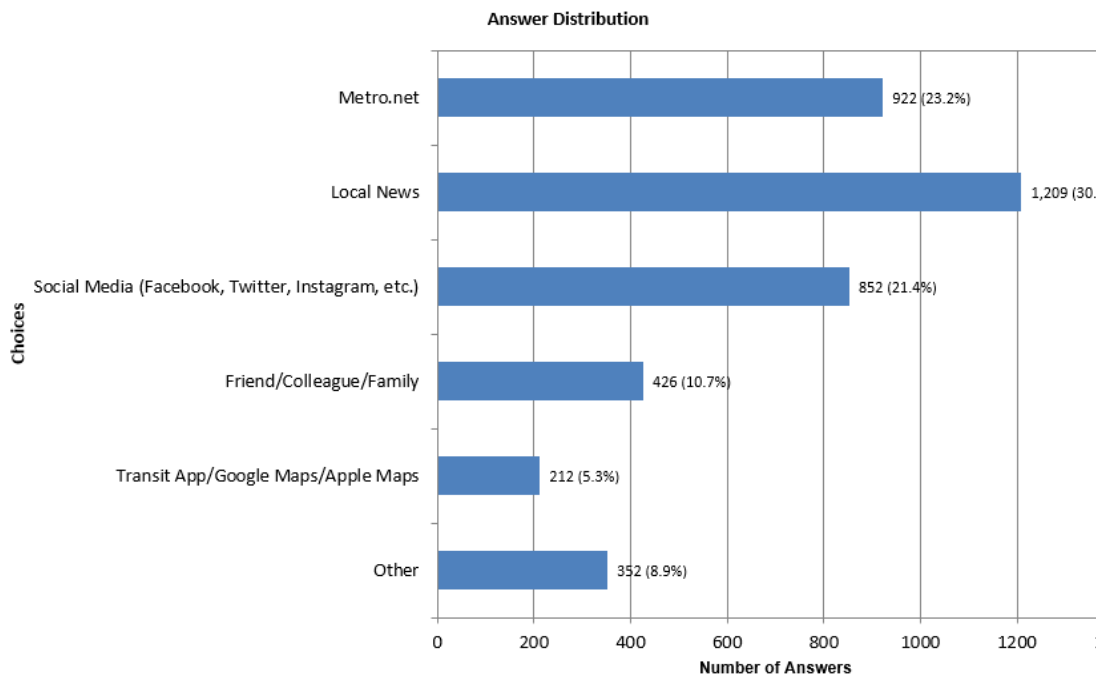
5. Have you heard of the Airport Metro Connector (AMC) that will transfer riders more efficiently between LAX and the Metro Rail network?



***6. 6. How did you hear about Airport Metro Connector (AMC)?(*Required)**

Choice
<input type="radio"/> Metro.net
<input type="radio"/> Local News
<input type="radio"/> Social Media (Facebook, Twitter, Instagram, etc.)
<input type="radio"/> Friend/Colleague/Family
<input type="radio"/> Transit App/Google Maps/Apple Maps
<input type="radio"/> Other

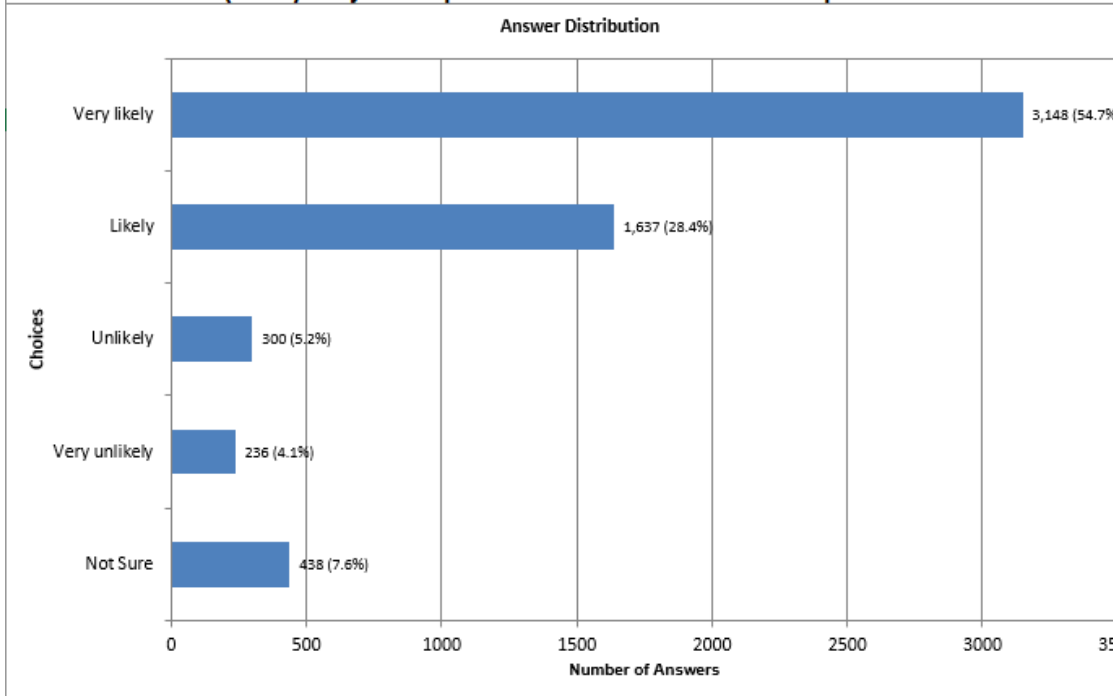
6. How did you hear about Airport Metro Connector (AMC)?



***7. 7. How likely will you ride Metro Rail and/or Bus Services to LAX once the new LAX/Airport Metro Connector(AMC) Project is opened and links to the LAX People Mover?(*Required)**

	Choice
<input type="radio"/>	Very likely
<input type="radio"/>	Likely
<input type="radio"/>	Unlikely
<input type="radio"/>	Very unlikely
<input type="radio"/>	Not Sure

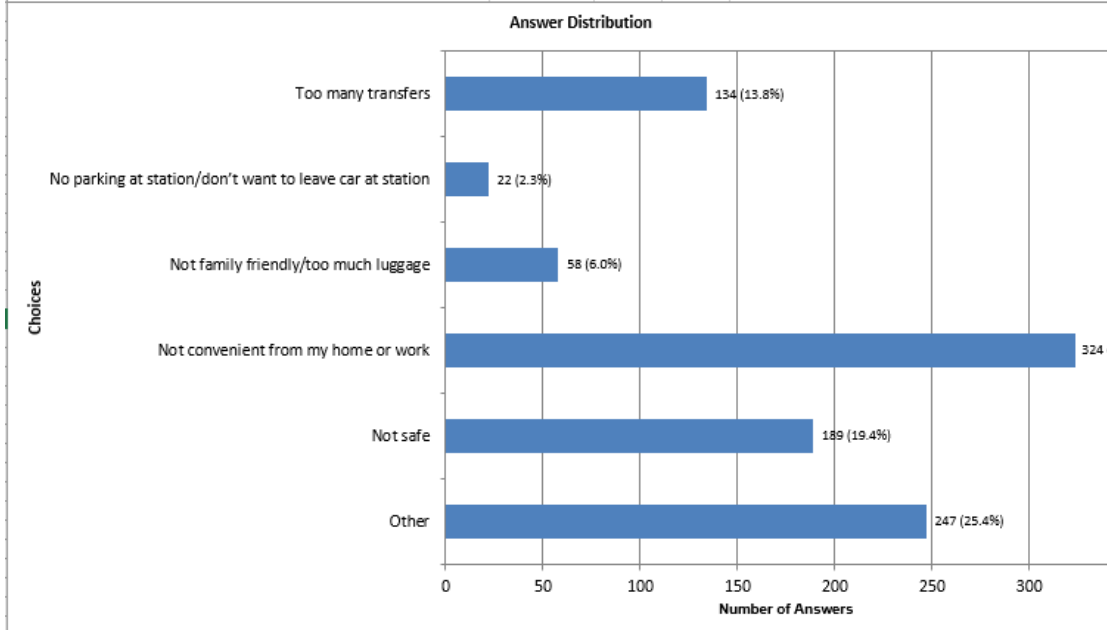
7. How likely will you ride Metro Rail and/or Bus Services to LAX once the new LAX/Airport Metro Connector(AMC) Project is opened and links to the LAX People Mover?



***8. 8. Why not?(*Required)**

Choice
<input type="radio"/> Too many transfers
<input type="radio"/> No parking at station/don't want to leave car at station
<input type="radio"/> Not family friendly/too much luggage
<input type="radio"/> Not convenient from my home or work
<input type="radio"/> Not safe
<input type="radio"/> Other

8. Why not?



Metro is considering three alternatives to how the LAX/Metro Transit Center connects with the Metro rail system C and K Lines. Here is a close up of the existing system with the recently opened K (Crenshaw) Line as it is now:

THREE OPTIONS FOR REDESIGNED METRO C LINE AND K LINE RAIL SERVICE

Metro is exploring the best service for our riders to conveniently navigate around Los Angeles County. Three alternatives have been proposed for connecting LAX/Metro Transit Center and Metro's C & K Lines - each one offering new options in traveling throughout LA County!

Metro commuters can expect reliable service on both the C and K light rail lines - with peak periods running at 10 minutes or better during weekdays, 12 minute intervals off-peak weekday & weekends, plus a 20 minute frequency at night.

Option 1

Provides direct connection to LAX/Metro Transit Center from all C and K Line Stations

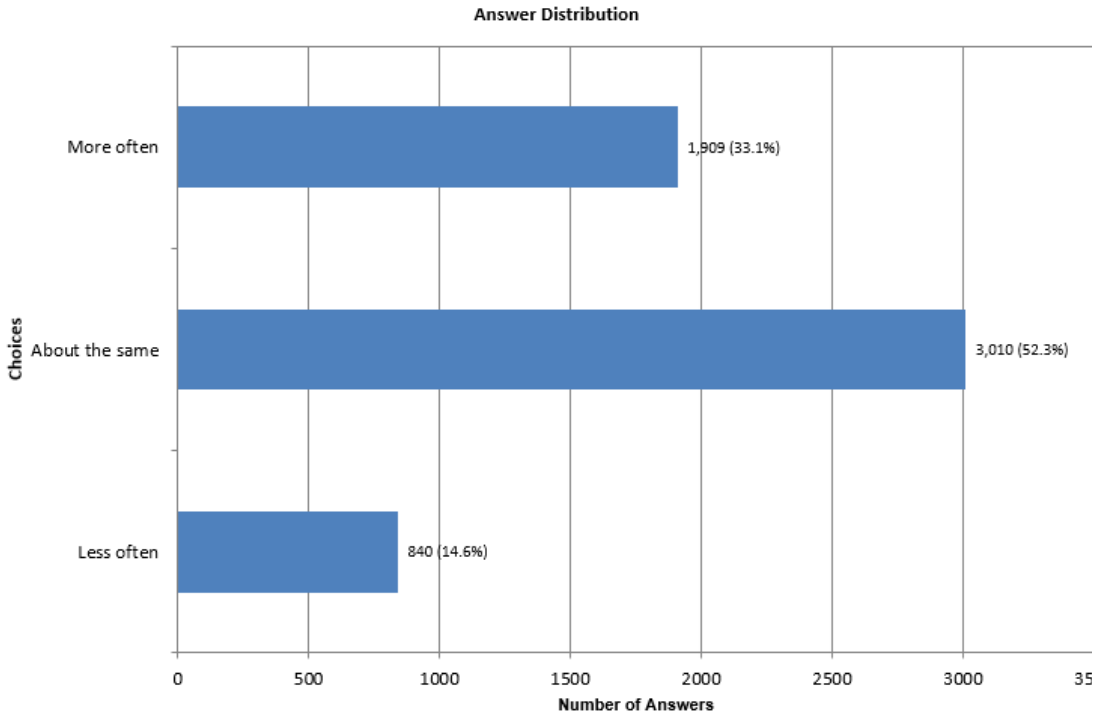
Riders from Norwalk segment of the existing C Line will get direct access to all K Line stations including Expo/Crenshaw connection to the the E Line

Riders traveling to/from the Redondo Beach segment of the existing C Line will need to change trains at Aviation/Century Station to reach the Norwalk segment

Riders from the Redondo Beach segment of the existing C Line will need to change trains at LAX/Metro Transit Center to reach K Line stations north of there, including Expo/Crenshaw connection to the E Line

*9. 9. If Option 1 was implemented for the C and K Lines, would you ride Metro: (*Required)	
	Choice
<input type="radio"/>	More often
<input type="radio"/>	About the same
<input type="radio"/>	Less often

9. If Option 1 was implemented for the C and K Lines, would you ride Metro:



Option 2

Provides direct connection to LAX/Metro Transit Center from all C and K Line Stations

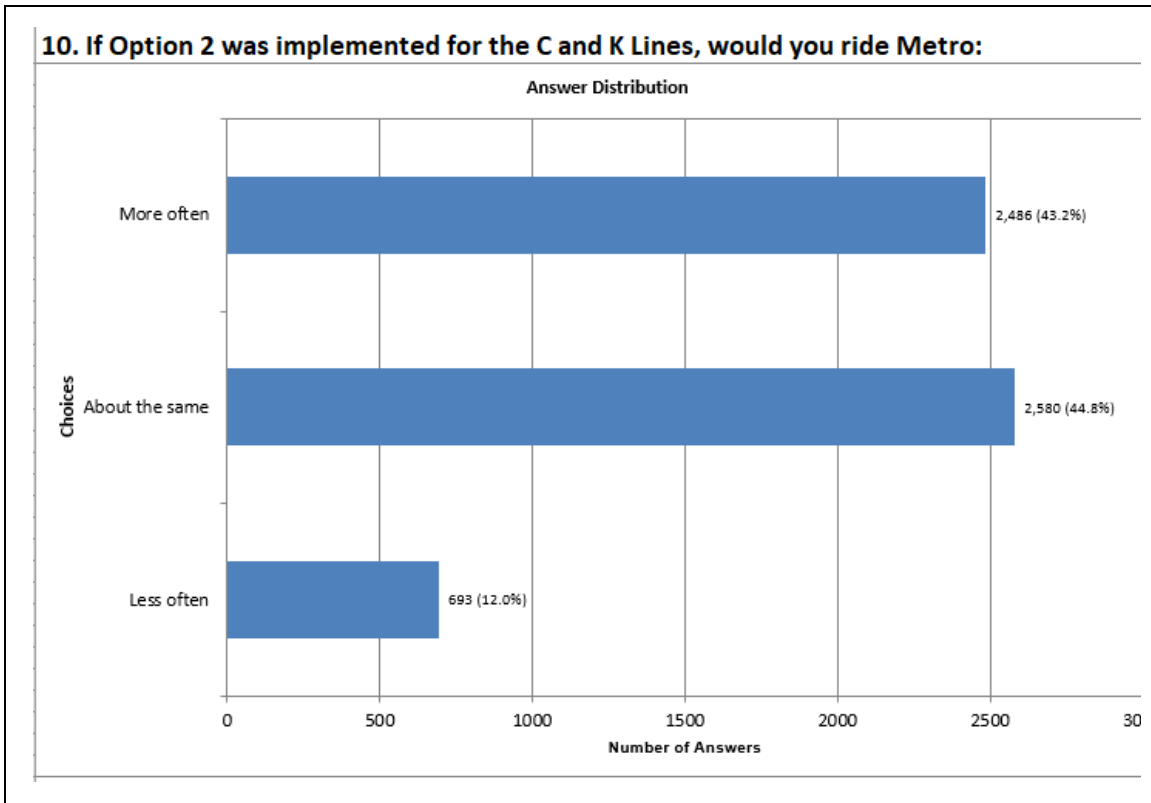
Riders from the Redondo Beach segment of the existing C Line will get direct access to all K Line stations including Expo/Crenshaw connection to the E Line

Riders traveling from the Norwalk segment of the existing C Line to the Redondo Beach segment of the C Line will need to change trains at Aviation/Century Station

Riders from the Norwalk segment of the existing C Line will need to change trains at LAX/Metro Transit Center to reach K Line stations north of there, including Expo/Crenshaw connection to the E Line

***10. 10. If Option 2 was implemented for the C and K Lines, would you ride Metro: (*Required)**

	Choice
<input type="radio"/>	More often
<input type="radio"/>	About the same
<input type="radio"/>	Less often



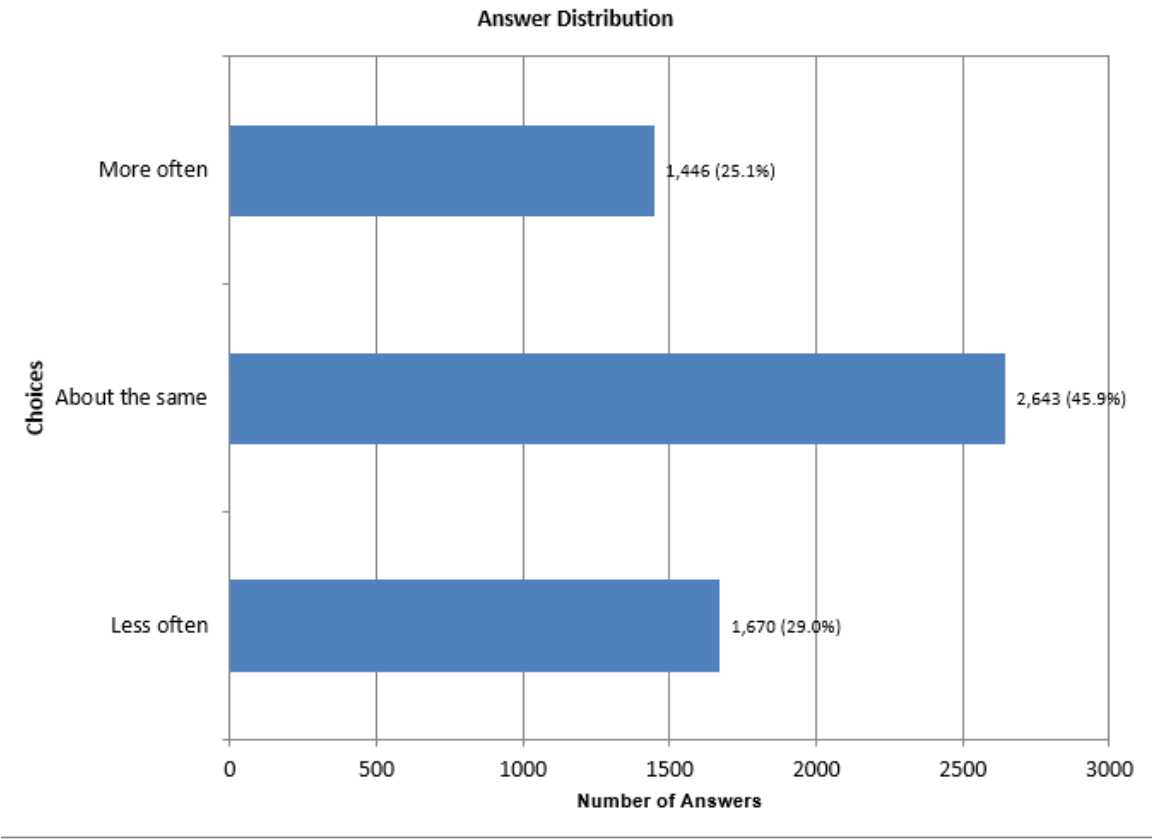
Option 3

- Provides direct connection to LAX/Metro Transit Center from all K Line Stations and the Norwalk segment of the existing C Line
- No direct connection to LAX/Metro Transit Center from the Redondo Beach segment of the existing C Line
- Riders from Norwalk segment of the existing C Line will get direct access to all K Line stations, including Expo/Crenshaw connection to the E Line
- Riders traveling from existing C Line stations between Willowbrook/Rosa Parks and Aviation/LAX will have a direct connection to the Redondo Beach segment of the existing C Line
- Riders travelling from Norwalk, Lakewood Bl and Long Beach Bl stations will need to change trains at Aviation/LAX Station to reach the Redondo Beach segment of the existing C Line

*11. 11. If Option 3 was implemented for the C and K Lines, would you ride Metro: (*Required)	
	Choice
<input type="radio"/>	More often
<input type="radio"/>	About the same

Less often

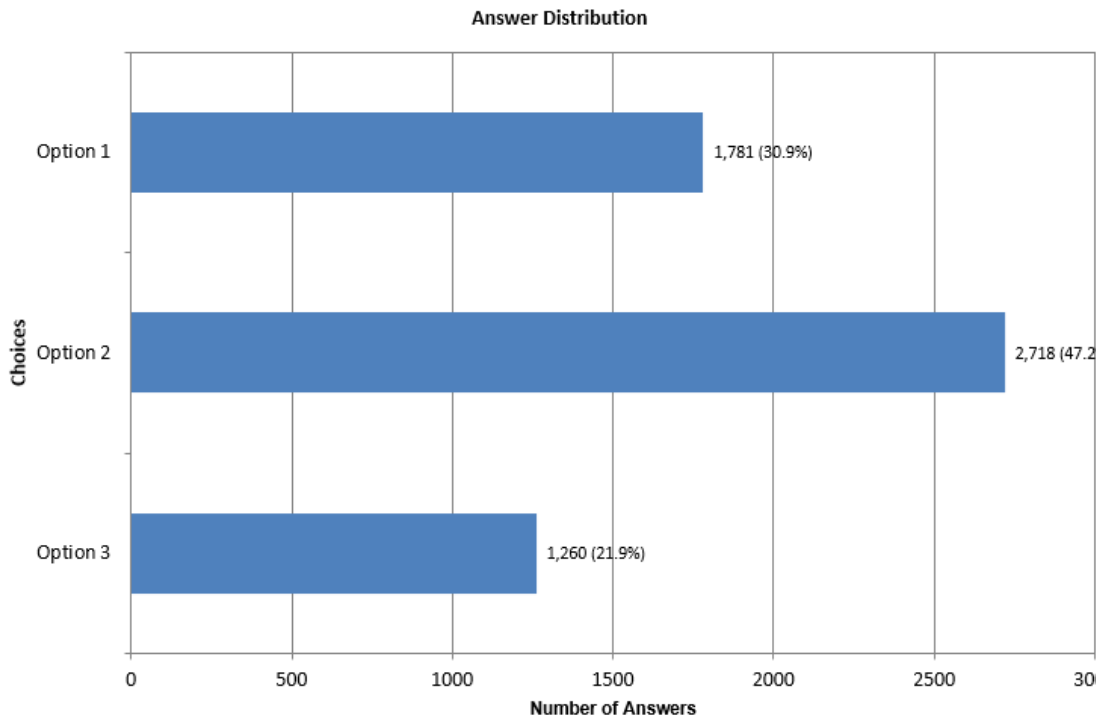
11. If Option 3 was implemented for the C and K Lines, would you ride Metro:



***12. 12. Please select the option you prefer:(*Required)**

	Choice
<input type="radio"/>	Option 1
<input type="radio"/>	Option 2
<input type="radio"/>	Option 3

Q12: 12. Please select the option you prefer:

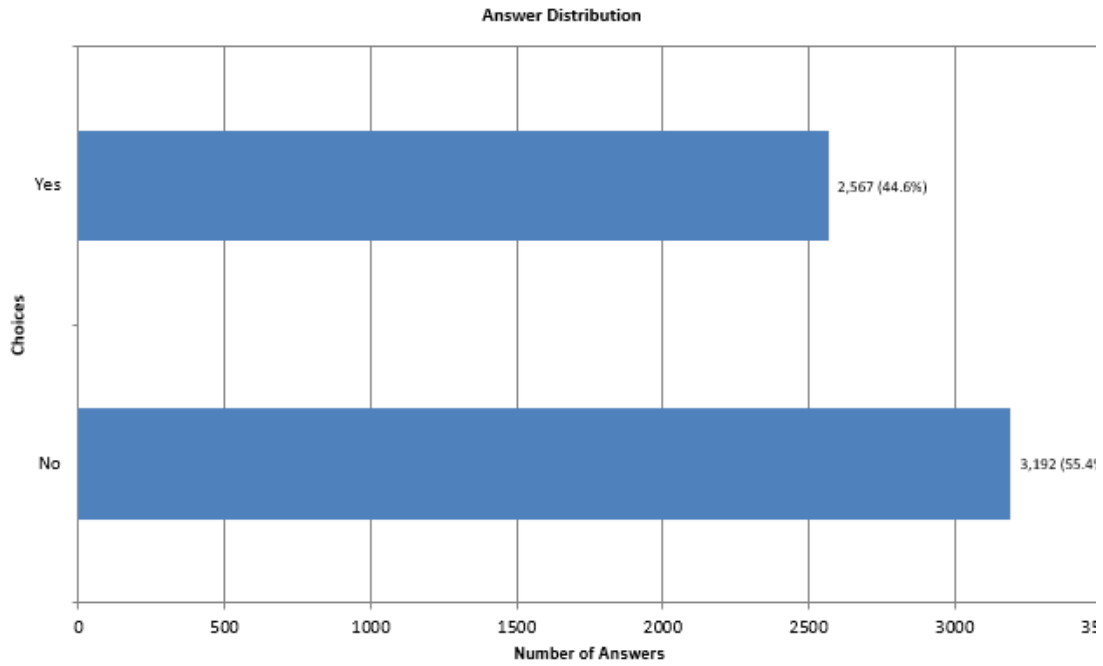


13. Why?

***14. 13. Have you taken the new K (Crenshaw) Line or the C (Green) Line in the past 6 months?(*Required)**

	Choice
<input type="radio"/>	Yes
<input type="radio"/>	No

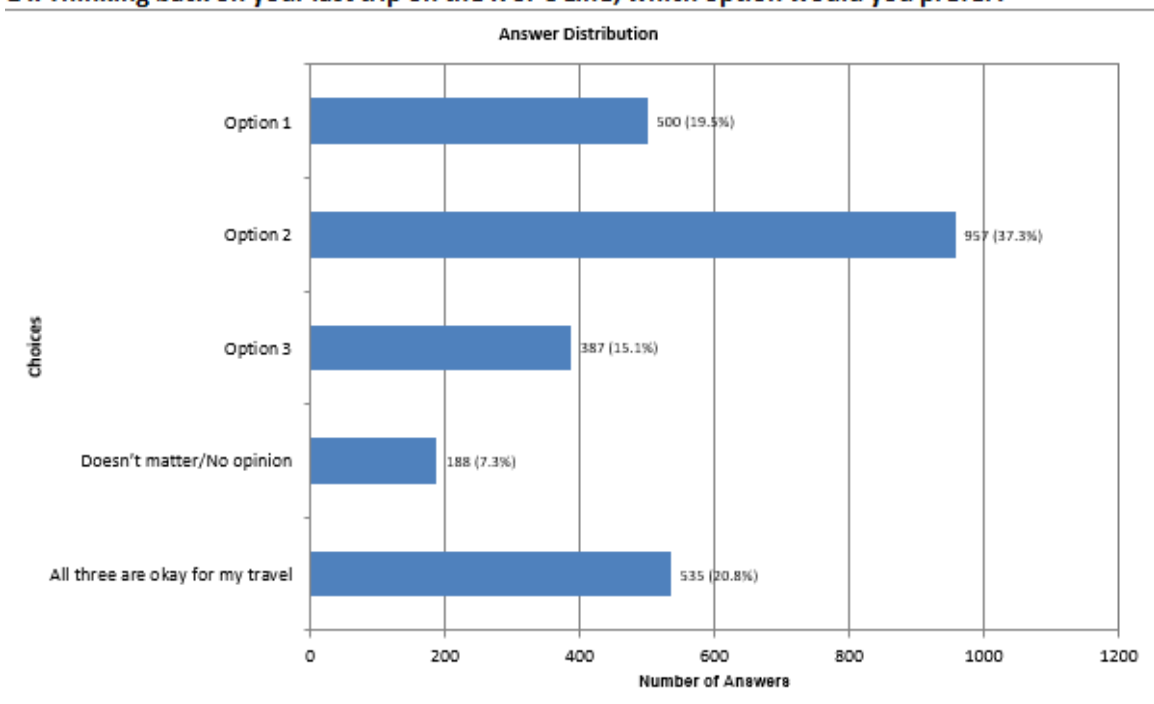
13. Have you taken the new K (Crenshaw) Line or the C (Green) Line in the past 6 months?



***15. 14. Thinking back on your last trip on the K or C Line, which option would you prefer?(*Required)**

	Choice
<input type="radio"/>	Option 1
<input type="radio"/>	Option 2
<input type="radio"/>	Option 3
<input type="radio"/>	Doesn't matter/No opinion
<input type="radio"/>	All three are okay for my travel

14. Thinking back on your last trip on the K or C Line, which option would you prefer?



16. Why?

Rider Profile	
*17. 15. What is your home zip code?(*Required)	
<input type="text"/>	
*18. 16. What is your current employment status?(*Required)	
	Choice
<input type="radio"/>	Employed
<input type="radio"/>	Retired
<input type="radio"/>	K-12 student
<input type="radio"/>	College/University student
<input type="radio"/>	Other
*19. 17. What is your age?(*Required)	
	Choice
<input type="radio"/>	Under 18
<input type="radio"/>	18-24
<input type="radio"/>	25-34
<input type="radio"/>	35-44
<input type="radio"/>	45-64
<input type="radio"/>	65+
*20. 18. What is your household's annual income?(*Required)	
	Choice
<input type="radio"/>	Under \$15,000
<input type="radio"/>	\$15,000 - \$24,999
<input type="radio"/>	\$25,000- \$49,999
<input type="radio"/>	\$50,000- \$99,999
<input type="radio"/>	\$100,000-\$149,999
<input type="radio"/>	\$150,000+

***21. 19. What is your race or ethnic identification?(*Required)**

	Choice
<input type="radio"/>	Latinx/Hispanic
<input type="radio"/>	Black/African American
<input type="radio"/>	White/Caucasian
<input type="radio"/>	Asian American/Pacific Islander
<input type="radio"/>	Native American
<input type="radio"/>	Other

***22. 20. What is your gender identity?(*Required)**

	Choice
<input type="radio"/>	Male
<input type="radio"/>	Female
<input type="radio"/>	Non-binary
<input type="radio"/>	Prefer to self-describe

23. 21. Would you like to participate in a drawing for a free Metro 30-Day pass?

	Choice
<input type="radio"/>	Yes
<input type="radio"/>	No

24. 22. Would you be willing to participate in an on-line focus group to explore this topic in more detail a group discussion?

	Choice
<input type="radio"/>	Yes
<input type="radio"/>	No

Contact info

Consider it, If any of the below is Correct :

- 22. Would you be willing to participate in an on-line focus group to explore this topic in more detail a group discussion? equals "Yes"
- 21. Would you like to participate in a drawing for a free Metro 30-Day pass? equals "Yes"

Please provide your contact details to enter the drawing for a free 30-Day Metro pass (winner will be contacted in early April). This will also allow Metro to connect with you if you indicated you wanted to be part of a focus group.

***25. Name: (*Required)**

***26. Email: (*Required)**

27. Phone: