



SYSTEM SECURITY & LAW ENFORCEMENT

Attachment D

Total Crime Summary - May 2024

Total Crimes 5-Year Trend - Systemwide

January-May	2020	2021	2022	2023	2024
Crimes Against Persons					
Agg Assault	94	131	186	199	180
Agg Assault on Op	4	7	14	11	16
Battery	292	279	389	429	388
Battery on Operator	25	26	52	51	45
Homicide	0	1	1	2	3
Rape	5	5	7	7	7
Robbery	94	81	140	172	133
Sex Offenses	34	39	45	56	45
Subtotal	548	569	834	927	817
Crimes Against Property					
Arson	3	6	3	0	1
Bike Theft	24	15	21	11	3
Burglary	3	5	7	9	5
Larceny	200	135	238	199	211
Motor Vehicle Theft	9	5	9	18	13
Vandalism	73	114	151	79	54
Subtotal	312	280	429	316	287
Crimes Against Society					
Narcotics	23	83	38	231	371
Trespassing	50	34	44	617	1,313
Weapons	14	23	12	51	76
Subtotal	87	140	94	899	1,760
Total	947	989	1,357	2,142	2,864

Total Crimes 5-Year Trend May only - Systemwide

	May-20	May-21	May-22	May-23	May-24
Crimes Against Persons					
Agg Assault	25	39	33	29	55
Agg Assault on Op	2	1	3	3	3
Battery	35	50	70	81	82
Battery on Operator	4	7	6	5	8
Homicide	0	0	0	0	1
Rape	0	1	2	0	1
Robbery	20	17	30	36	46
Sex Offenses	2	5	14	10	10
Subtotal	88	120	158	164	206
Crimes Against Property					
Arson	1	3	0	0	0
Bike Theft	3	5	3	2	0
Burglary	1	2	0	0	1
Larceny	19	35	42	43	50
Motor Vehicle Theft	3	1	1	2	3
Vandalism	15	23	27	18	19
Subtotal	42	69	73	65	73
Crimes Against Society					
Narcotics	1	19	9	26	95
Trespassing	7	6	7	123	303
Weapons	2	5	3	10	21
Subtotal	10	30	19	159	419
Total	140	219	250	388	698

Total Crimes 5-Year Trend - Rail

January-May	2020	2021	2022	2023	2024
Crimes Against Persons					
Agg Assault	71	88	133	150	118
Agg Assault on Op	0	2	0	1	0
Battery	195	186	268	297	254
Battery on Operator	4	1	4	5	0
Homicide	0	1	0	2	1
Rape	5	5	6	7	5
Robbery	69	61	113	123	86
Sex Offenses	26	24	34	33	25
Subtotal	370	368	558	618	489
Crimes Against Property					
Arson	3	6	3	0	1
Bike Theft	19	7	12	5	2
Burglary	3	5	5	9	5
Larceny	154	102	162	144	143
Motor Vehicle Theft	8	3	4	16	6
Vandalism	46	66	108	39	28
Subtotal	233	189	294	213	185
Crimes Against Society					
Narcotics	14	30	16	175	337
Trespassing	49	30	39	609	1,298
Weapons	11	11	9	41	67
Subtotal	74	71	64	825	1,702
Total	677	628	916	1,656	2,376

Total Crimes 5-Year Trend May only - Rail

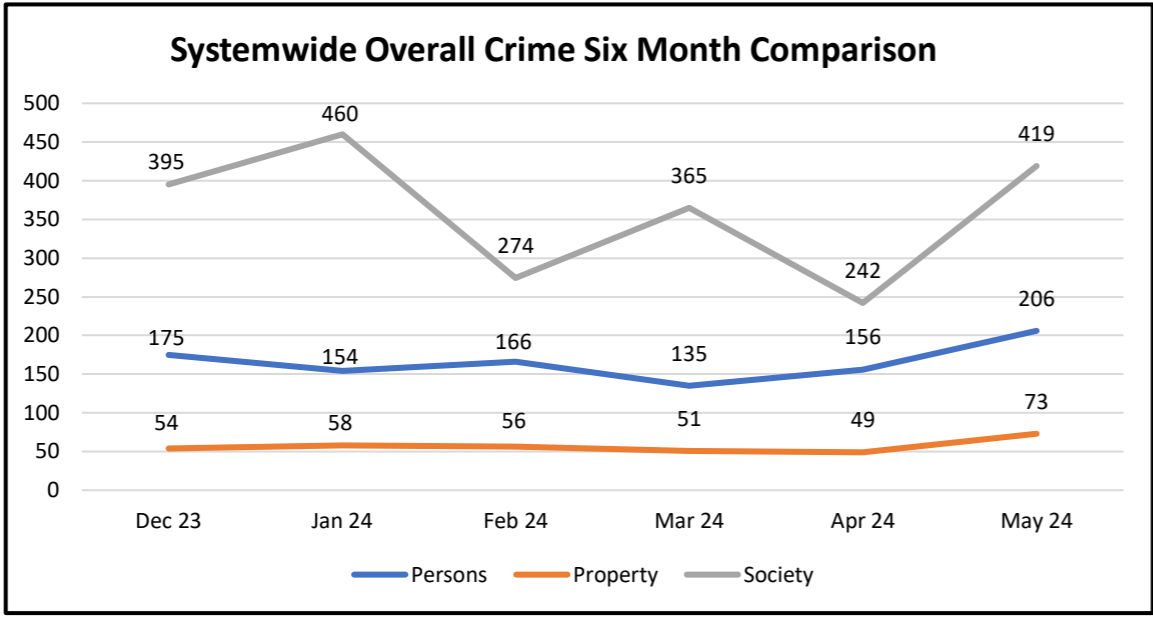
	May-20	May-21	May-22	May-23	May-24
Crimes Against Persons					
Agg Assault	20	27	17	20	35
Agg Assault on Op	0	0	0	1	0
Battery	25	29	52	53	53
Battery on Operator	2	0	1	0	0
Homicide	0	0	0	0	0
Rape	0	1	1	0	1
Robbery	15	11	20	24	30
Sex Offenses	2	3	12	7	7
Subtotal	64	71	103	105	126
Crimes Against Property					
Arson	1	3	0	0	0
Bike Theft	2	2	2	2	0
Burglary	1	2	0	0	1
Larceny	15	27	24	33	43
Motor Vehicle Theft	3	1	0	2	1
Vandalism	8	15	18	8	9
Subtotal	30	50	44	45	54
Crimes Against Society					
Narcotics	1	7	1	21	88
Trespassing	7	4	7	121	300
Weapons	1	2	1	9	19
Subtotal	9	13	9	151	407
Total	103	134	156	301	587

Total Crimes 5-Year Trend - Bus

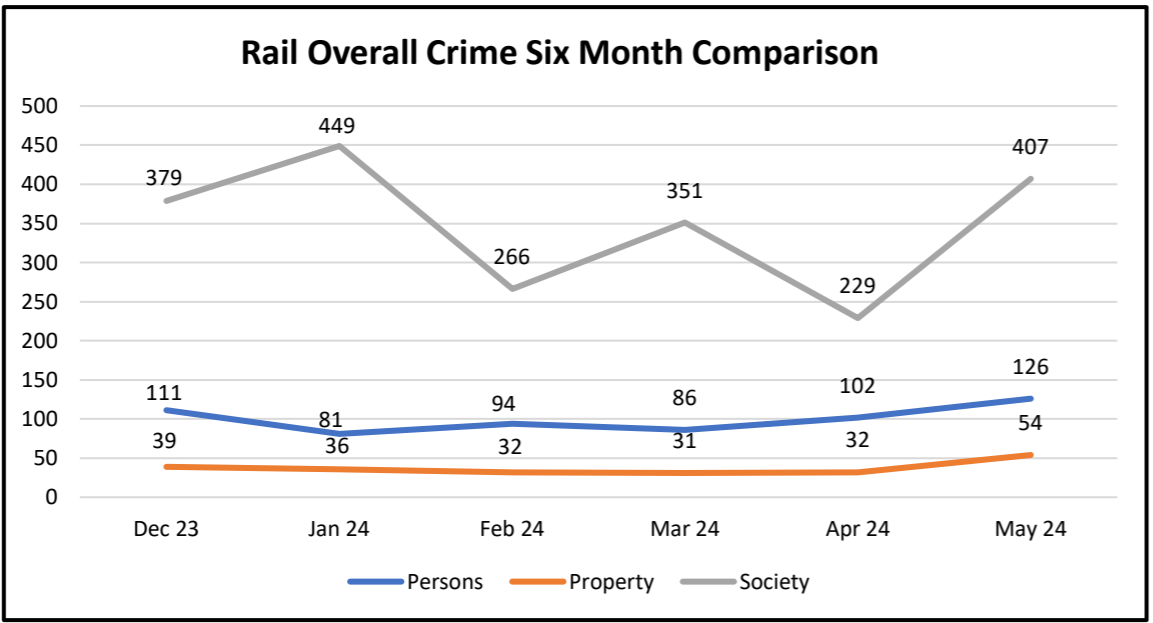
January-May	2020	2021	2022	2023	2024
Crimes Against Persons					
Agg Assault	23	43	53	49	62
Agg Assault on Op	4	5	14	10	16
Battery	97	93	121	132	134
Battery on Operator	21	25	48	46	45
Homicide	0	0	1	0	2
Rape	0	0	1	0	2
Robbery	25	20	27	49	47
Sex Offenses	8	15	11	23	20
Subtotal	178	201	276	309	328
Crimes Against Property					
Arson	0	0	0	0	0
Bike Theft	5	8	9	6	1
Burglary	0	0	2	0	0
Larceny	46	33	76	55	68
Motor Vehicle Theft	1	2	5	2	7
Vandalism	27	48	43	40	26
Subtotal	79	91	135	103	102
Crimes Against Society					
Narcotics	9	53	22	56	34
Trespassing	1	4	5	8	15
Weapons	3	12	3	10	9
Subtotal	13	69	30	74	58
Total	270	361	441	486	488

Total Crimes 5-Year Trend May only - Bus

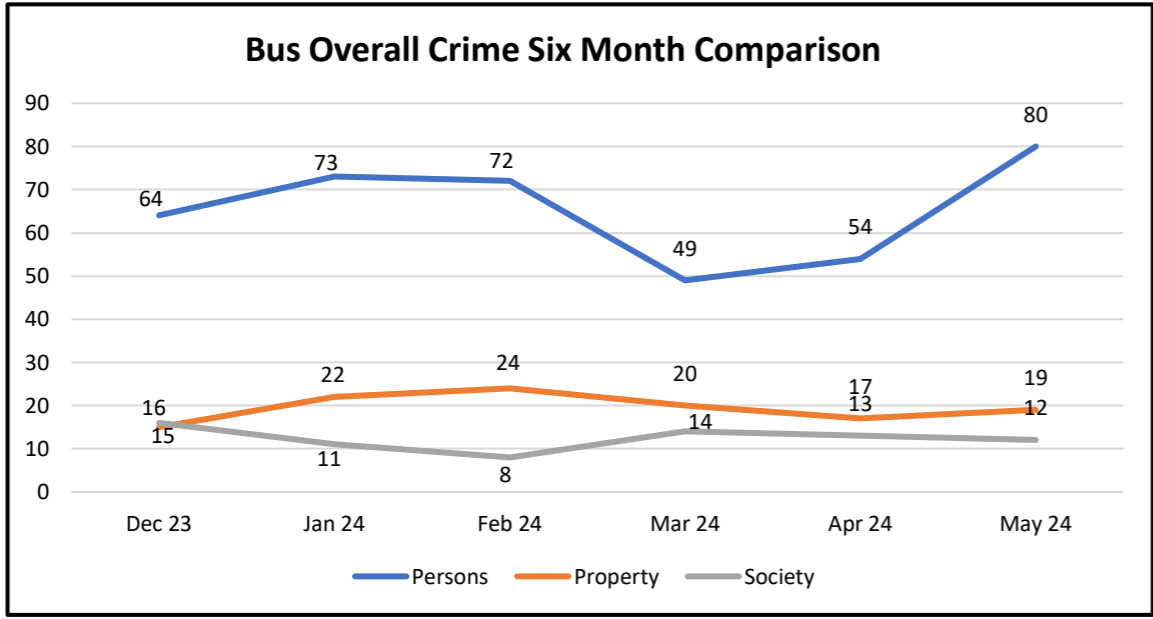
	May-20	May-21	May-22	May-23	May-24
Crimes Against Persons					
Agg Assault	5	12	16	9	20
Agg Assault on Op	2	1	3	2	3
Battery	10	21	18	28	29
Battery on Operator	2	7	5	5	8
Homicide	0	0	0	0	1
Rape	0	0	1	0	0
Robbery	5	6	10	12	16
Sex Offenses	0	2	2	3	3
Subtotal	24	49	55	59	80
Crimes Against Property					
Arson	0	0	0	0	0
Bike Theft	1	3	1	0	0
Burglary	0	0	0	0	0
Larceny	4	8	18	10	7
Motor Vehicle Theft	0	0	1	0	2
Vandalism	7	8	9	10	10
Subtotal	12	19	29	20	19
Crimes Against Society					
Narcotics	0	12	8	5	7
Trespassing	0	2	0	2	3
Weapons	1	3	2	1	2
Subtotal	1	17	10	8	12
Total	37	85	94	87	111



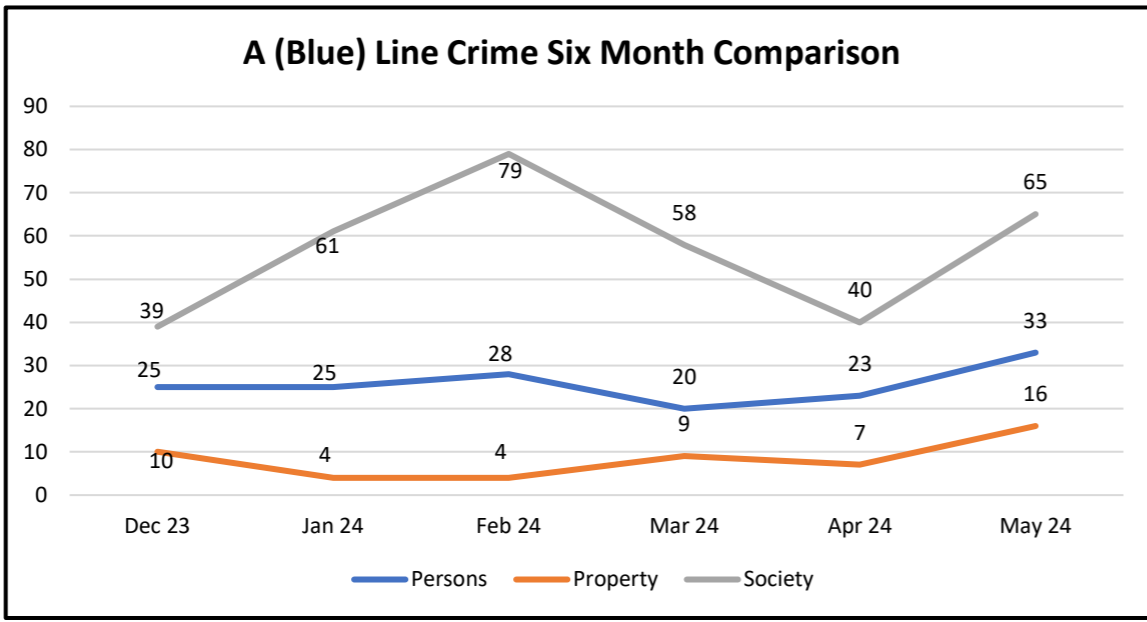
Systemwide	May 24	Apr 24	% Change
Crimes Against Persons			
Agg Assault	55	32	71.9%
Agg Assault on Op	3	6	-50.0%
Battery	82	73	12.3%
Battery on Operator	8	6	33.3%
Homicide	1	1	100.0%
Rape	1	0	100.0%
Robbery	46	28	64.3%
Sex Offenses	10	10	0.0%
Subtotal	206	156	32.1%
Crimes Against Property			
Arson	0	0	0.0%
Bike Theft	0	1	-100.0%
Burglary	1	2	-50.0%
Larceny	50	36	38.9%
Motor Vehicle Theft	3	1	200.0%
Vandalism	19	9	111.1%
Subtotal	73	49	49.0%
Crimes Against Society			
Narcotics	95	64	48.4%
Trespassing	303	166	82.5%
Weapons	21	12	75.0%
Subtotal	419	242	73.1%
Total	698	447	56.2%



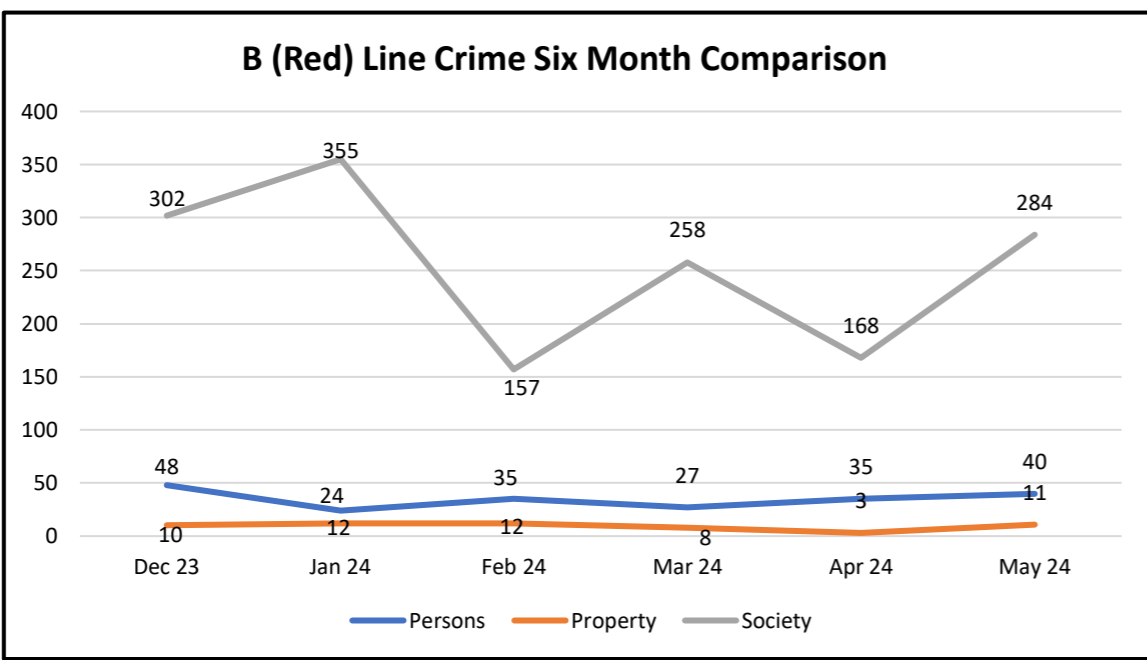
Rail	May 24	Apr 24	% Change
Crimes Against Persons			
Agg Assault	35	22	59.1%
Agg Assault on Op	0	0	0.0%
Battery	53	51	3.9%
Battery on Operator	0	0	0.0%
Homicide	0	1	-100.0%
Rape	1	0	100.0%
Robbery	30	21	42.9%
Sex Offenses	7	7	0.0%
Subtotal	126	102	23.5%
Crimes Against Property			
Arson	0	0	0.0%
Bike Theft	0	1	-100.0%
Burglary	1	2	-50.0%
Larceny	43	25	72.0%
Motor Vehicle Theft	1	1	0.0%
Vandalism	9	3	200.0%
Subtotal	54	32	68.8%
Crimes Against Society			
Narcotics	88	55	60.0%
Trespassing	300	162	85.2%
Weapons	19	12	58.3%
Subtotal	407	229	77.7%
Total	587	363	61.7%



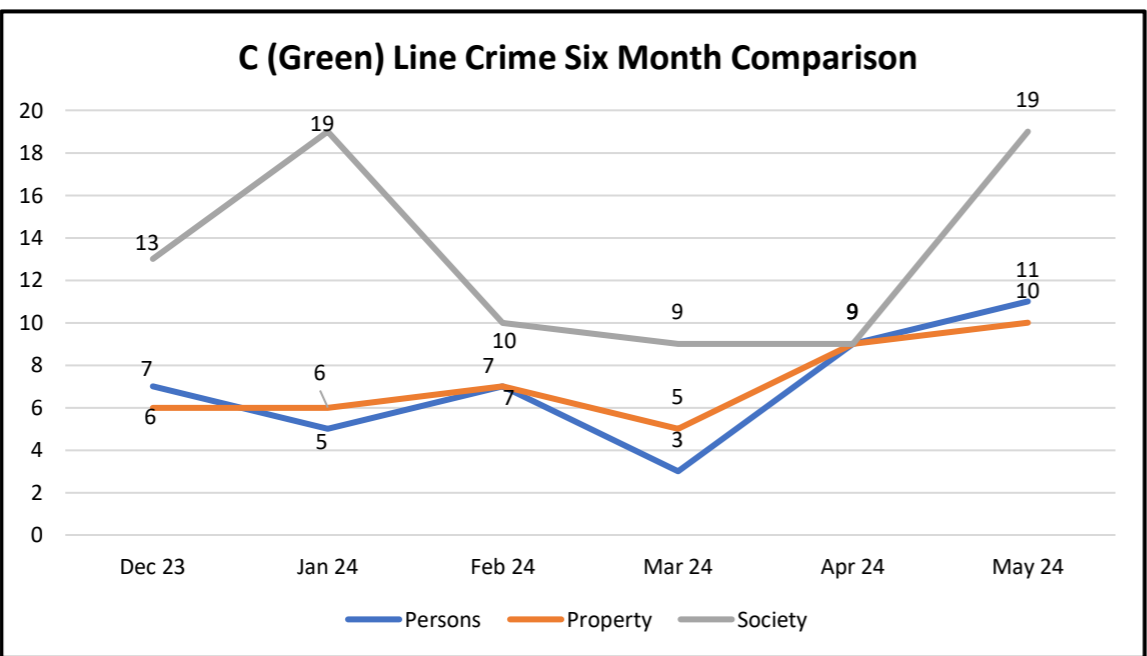
Bus	May 24	Apr 24	% Change
Crimes Against Persons			
Agg Assault	20	10	100.0%
Agg Assault on Op	3	6	-50.0%
Battery	29	22	31.8%
Battery on Operator	8	6	33.3%
Homicide	1	0	100.0%
Rape	0	0	0.0%
Robbery	16	7	128.6%
Sex Offenses	3	3	0.0%
Subtotal	80	54	48.1%
Crimes Against Property			
Arson	0	0	0.0%
Bike Theft	0	0	0.0%
Burglary	0	0	0.0%
Larceny	7	11	-36.4%
Motor Vehicle Theft	2	0	200.0%
Vandalism	10	6	66.7%
Subtotal	19	17	11.8%
Crimes Against Society			
Narcotics	7	9	-22.2%
Trespassing	3	4	-25.0%
Weapons	2	0	200.0%
Subtotal	12	13	-7.7%
Total	111	84	32.1%



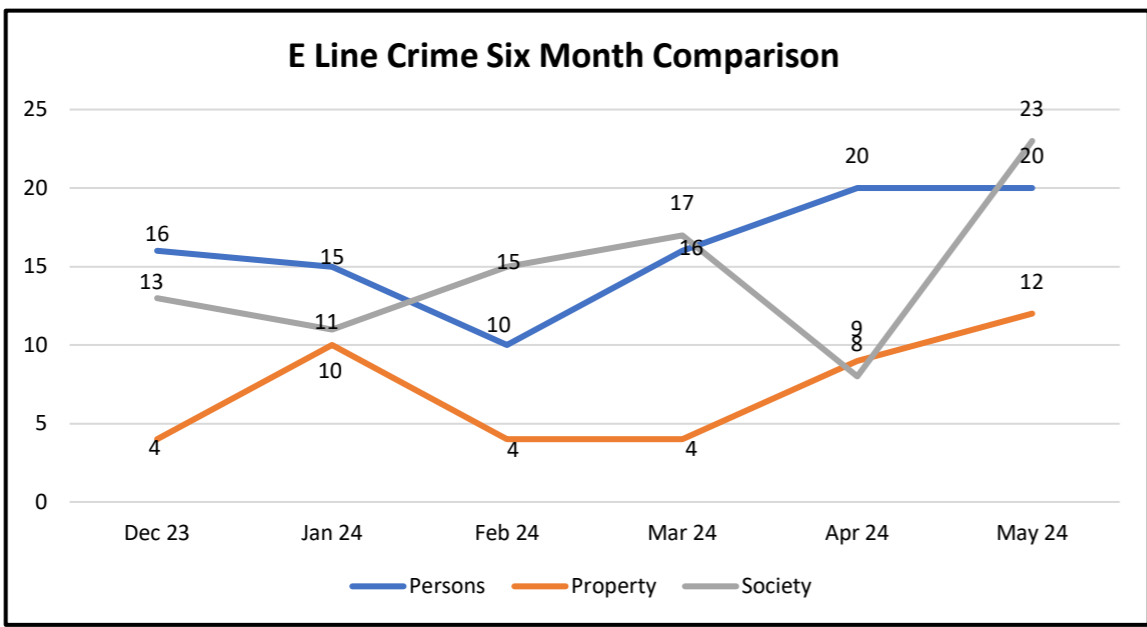
A (Blue) Line	May 24	Apr 24	% Change
Crimes Against Persons			
Agg Assault	7	9	-22.2%
Agg Assault on Op	0	0	0.0%
Battery	15	10	50.0%
Battery on Operator	0	0	0.0%
Homicide	0	0	0.0%
Rape	1	0	100.0%
Robbery	7	4	75.0%
Sex Offenses	3	0	300.0%
Subtotal	33	23	43.5%
Crimes Against Property			
Arson	0	0	0.0%
Bike Theft	0	1	-100.0%
Burglary	0	1	-100.0%
Larceny	10	4	150.0%
Motor Vehicle Theft	1	0	100.0%
Vandalism	5	1	400.0%
Subtotal	16	7	128.6%
Crimes Against Society			
Narcotics	13	10	30.0%
Trespassing	49	27	81.5%
Weapons	3	3	0.0%
Subtotal	65	40	62.5%
Total	114	70	62.9%



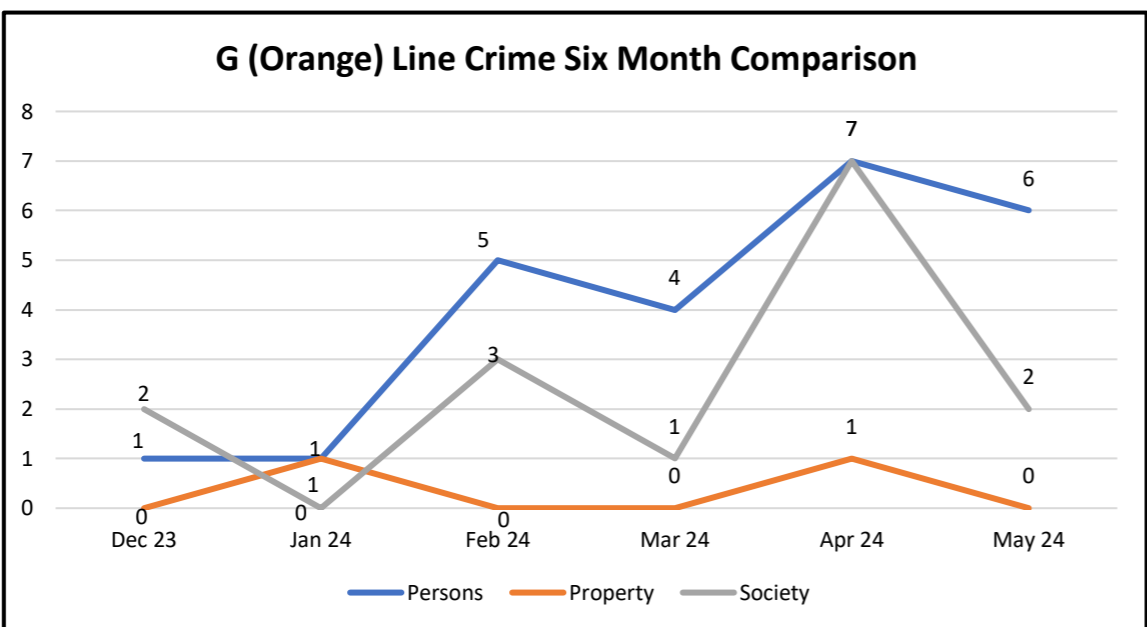
B (Red) Line	May 24	Apr 24	% Change
Crimes Against Persons			
Agg Assault	12	4	200.0%
Agg Assault on Op	0	0	0.0%
Battery	17	21	-19.0%
Battery on Operator	0	0	0.0%
Homicide	0	1	-100.0%
Rape	0	0	0.0%
Robbery	8	4	100.0%
Sex Offenses	3	5	-40.0%
Subtotal	40	35	14.3%
Crimes Against Property			
Arson	0	0	0.0%
Bike Theft	0	0	0.0%
Burglary	0	0	0.0%
Larceny	10	3	233.3%
Motor Vehicle Theft	0	0	0.0%
Vandalism	1	0	100.0%
Subtotal	11	3	266.7%
Crimes Against Society			
Narcotics	55	37	48.6%
Trespassing	218	123	77.2%
Weapons	11	8	37.5%
Subtotal	284	168	69.0%
Total	335	206	62.6%



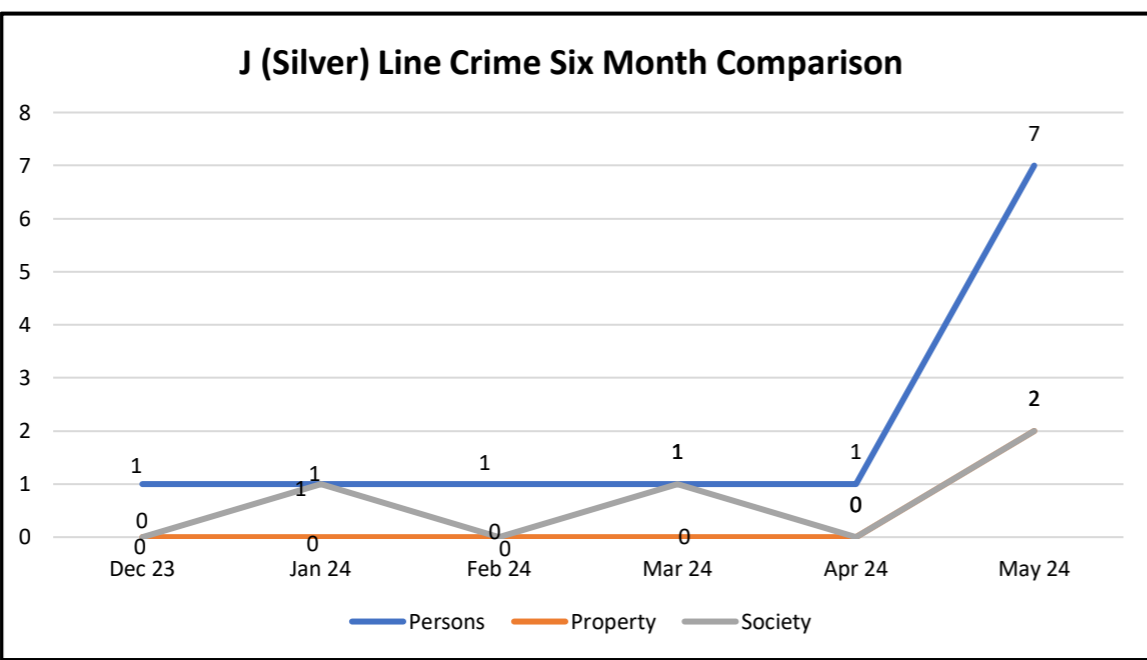
C (Green) Line	May 24	Apr 24	% Change
Crimes Against Persons			
Agg Assault	3	4	-25.0%
Agg Assault on Op	0	0	0.0%
Battery	1	0	100.0%
Battery on Operator	0	0	0.0%
Homicide	0	0	0.0%
Rape	0	0	0.0%
Robbery	7	5	40.0%
Sex Offenses	0	0	0.0%
Subtotal	11	9	22.2%
Crimes Against Property			
Arson	0	0	0.0%
Bike Theft	0	0	0.0%
Burglary	0	0	0.0%
Larceny	9	8	12.5%
Motor Vehicle Theft	0	1	-100.0%
Vandalism	1	0	100.0%
Subtotal	10	9	11.1%
Crimes Against Society			
Narcotics	11	6	83.3%
Trespassing	6	2	200.0%
Weapons	2	1	100.0%
Subtotal	19	9	111.1%
Total	40	27	48.1%



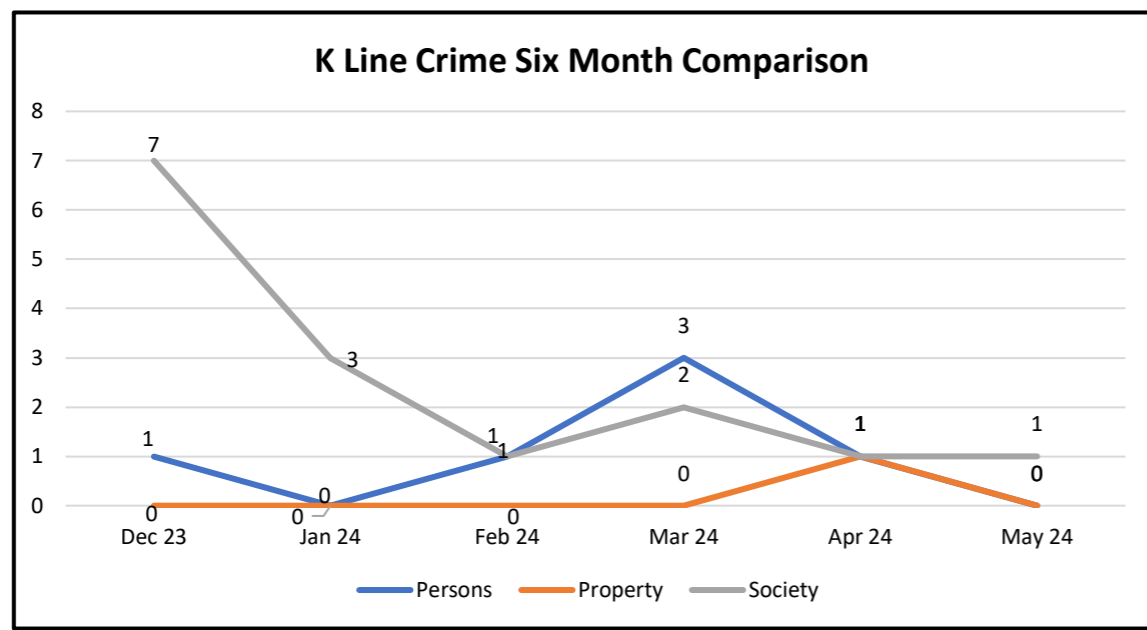
E Line	May 24	Apr 24	% Change
Crimes Against Persons			
Agg Assault	9	3	200.0%
Agg Assault on Op	0	0	0.0%
Battery	6	9	-33.3%
Battery on Operator	0	0	0.0%
Homicide	0	0	0.0%
Rape	0	0	0.0%
Robbery	4	6	-33.3%
Sex Offenses	1	2	-50.0%
Subtotal	20	20	0.0%
Crimes Against Property			
Arson	0	0	0.0%
Bike Theft	0	0	0.0%
Burglary	1	0	100.0%
Larceny	11	9	22.2%
Motor Vehicle Theft	0	0	0.0%
Vandalism	0	0	0.0%
Subtotal	12	9	33.3%
Crimes Against Society			
Narcotics	2	2	0.0%
Trespassing	21	6	250.0%
Weapons	0	0	0.0%
Subtotal	23	8	187.5%
Total	55	37	48.6%



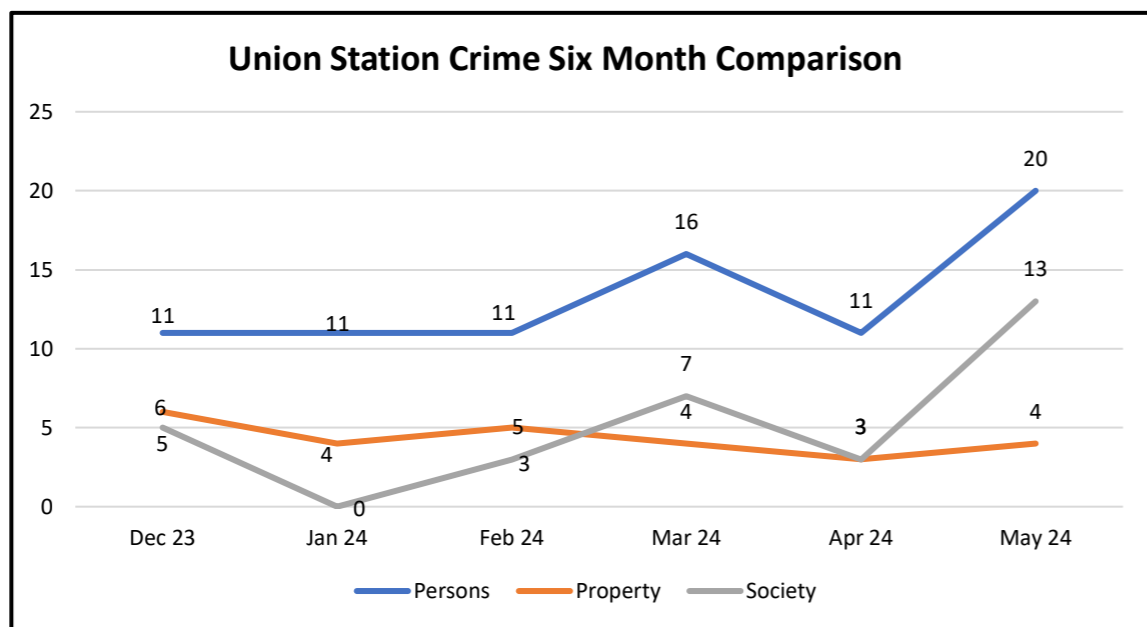
G (Orange) Line	May 24	Apr 24	% Change
Crimes Against Persons			
Agg Assault	1	3	-66.7%
Agg Assault on Op	0	0	0.0%
Battery	2	4	-50.0%
Battery on Operator	0	0	0.0%
Homicide	0	0	0.0%
Rape	0	0	0.0%
Robbery	3	0	300.0%
Sex Offenses	0	0	0.0%
Subtotal	6	7	-14.3%
Crimes Against Property			
Arson	0	0	0.0%
Bike Theft	0	0	0.0%
Burglary	0	0	0.0%
Larceny	0	1	-100.0%
Motor Vehicle Theft	0	0	0.0%
Vandalism	0	0	0.0%
Subtotal	0	1	-100.0%
Crimes Against Society			
Narcotics	0	4	-100.0%
Trespassing	0	3	-100.0%
Weapons	2	0	200.0%
Subtotal	2	7	-71.4%
Total	8	15	-46.7%



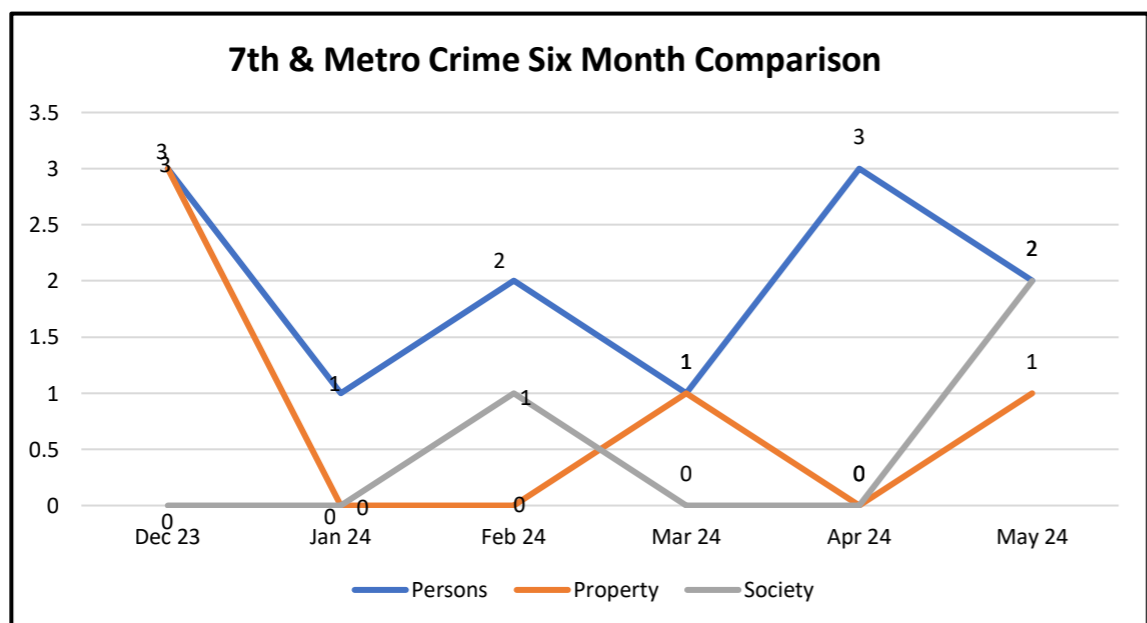
J (Silver) Line	May 24	Apr 24	% Change
Crimes Against Persons			
Agg Assault	4	1	300.0%
Agg Assault on Op	0	0	0.0%
Battery	2	0	200.0%
Battery on Operator	0	0	0.0%
Homicide	0	0	0.0%
Rape	0	0	0.0%
Robbery	1	0	100.0%
Sex Offenses	0	0	0.0%
Subtotal	7	1	600.0%
Crimes Against Property			
Arson	0	0	0.0%
Bike Theft	0	0	0.0%
Burglary	0	0	0.0%
Larceny	2	0	200.0%
Motor Vehicle Theft	0	0	0.0%
Vandalism	0	0	0.0%
Subtotal	2	0	200.0%
Crimes Against Society			
Narcotics	0	0	0.0%
Trespassing	2	0	200.0%
Weapons	0	0	0.0%
Subtotal	2	0	200.0%
Total	11	1	1000.0%



K Line	May 24	Apr 24	% Change
Crimes Against Persons			
Agg Assault	0	0	0.0%
Agg Assault on Op	0	0	0.0%
Battery	0	0	0.0%
Battery on Operator	0	0	0.0%
Homicide	0	0	0.0%
Rape	0	0	0.0%
Robbery	0	1	-100.0%
Sex Offenses	0	0	0.0%
Subtotal	0	1	-100.0%
Crimes Against Property			
Arson	0	0	0.0%
Bike Theft	0	0	0.0%
Burglary	0	0	0.0%
Larceny	0	0	0.0%
Motor Vehicle Theft	0	0	0.0%
Vandalism	0	1	-100.0%
Subtotal	0	1	-100.0%
Crimes Against Society			
Narcotics	0	0	0.0%
Trespassing	1	1	0.0%
Weapons	0	0	0.0%
Subtotal	1	1	0.0%
Total	1	3	-66.7%



Union Station	May 24	Apr 24	% Change
Crimes Against Persons			
Agg Assault	3	1	200.0%
Agg Assault on Op	0	0	0.0%
Battery	13	10	30.0%
Battery on Operator	0	0	0.0%
Homicide	0	0	0.0%
Rape	0	0	0.0%
Robbery	4	0	400.0%
Sex Offenses	0	0	0.0%
Subtotal	20	11	81.8%
Crimes Against Property			
Arson	0	0	0.0%
Bike Theft	0	0	0.0%
Burglary	0	1	-100.0%
Larceny	3	1	200.0%
Motor Vehicle Theft	0	0	0.0%
Vandalism	1	1	0.0%
Subtotal	4	3	33.3%
Crimes Against Society			
Narcotics	7	0	700.0%
Trespassing	3	3	0.0%
Weapons	3	0	300.0%
Subtotal	13	3	333.3%
Total	37	17	117.6%



7th & Metro	May 24	Apr 24	% Change
Crimes Against Persons			
Agg Assault	1	1	0.0%
Agg Assault on Op	0	0	0.0%
Battery	1	1	0.0%
Battery on Operator	0	0	0.0%
Homicide	0	0	0.0%
Rape	0	0	0.0%
Robbery	0	1	-100.0%
Sex Offenses	0	0	0.0%
Subtotal	2	3	-33.3%
Crimes Against Property			
Arson	0	0	0.0%
Bike Theft	0	0	0.0%
Burglary	0	0	0.0%
Larceny	0	0	0.0%
Motor Vehicle Theft	0	0	0.0%
Vandalism	1	0	100.0%
Subtotal	1	0	100.0%
Crimes Against Society			
Narcotics	0	0	0.0%
Trespassing	2	0	200.0%
Weapons	0	0	0.0%
Subtotal	2	0	200.0%
Total	5	3	66.7%