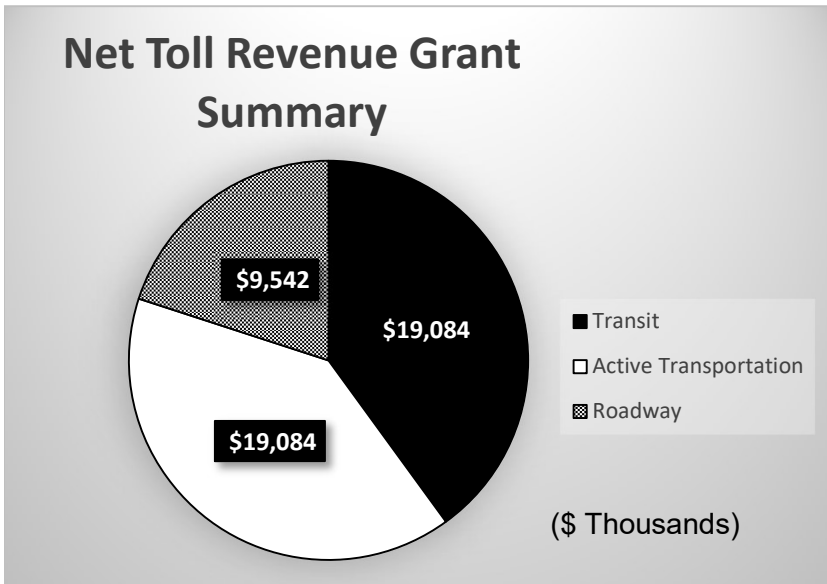
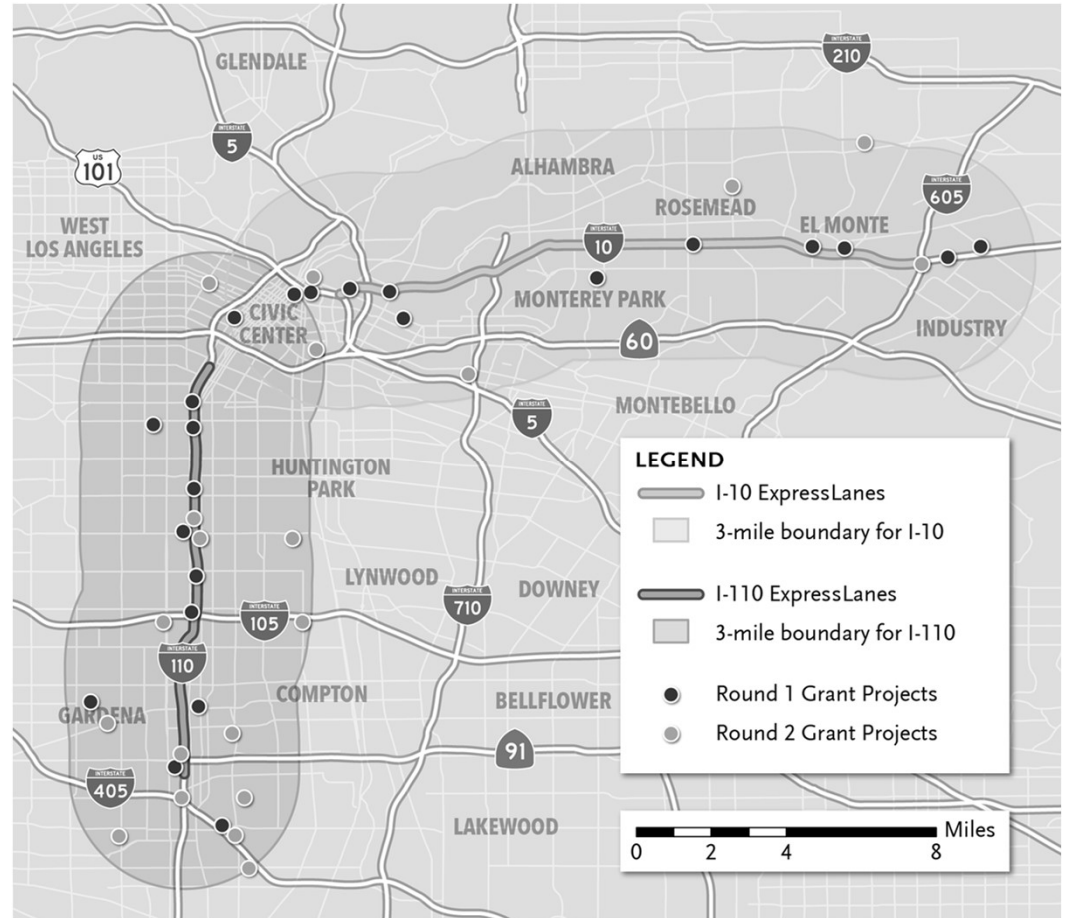


Overview of Net Toll Revenue Grants

Total: **\$47.7 Million Awarded to 41 projects**








- **16 projects completed**
- 25 projects started with **\$26.1 Million remaining**
- Round 1 in 2014 awarded **\$19.76 Million to 20 projects.**
 - 62% spent
- Round 2 in 2016 awarded **\$27.85 Million to 21 projects.**
 - 33% spent



Where Net Toll Revenue Grants Are Provided

\$7.9 million annual transit funding in addition to the Grants listed below


Transit Funding – Round 1

	Sponsor	Project Name	Funding	Remaining
	Access Services	ExpressLane CNG-Fueled MV-1 Program	\$408,000	<input checked="" type="checkbox"/>
	City of Baldwin Park	Baldwin Park Commuter Connector Express Line	\$700,395	\$671,075
	Access Services	Express-Lane CNG-Fueled MV-1 Program	\$408,000	<input checked="" type="checkbox"/>
	City of Gardena	Line 1X-Expand Transit Bus Service on I-110 Freeway	\$842,482	<input checked="" type="checkbox"/>
	City of Los Angeles	Commuter Express Service Expansion to Alleviate Harbor Fwy Congestion	\$724,000	<input checked="" type="checkbox"/>
	LACMTA	Dodger Stadium Express-Harbor Gateway	\$1.29M	<input checked="" type="checkbox"/>
	Torrance Transit	Torrance Transit Expansion of Line #1 & #4 HOT Lane Service	\$2.23M	\$2.22M

= Complete

Where Net Toll Revenue Grants Are Provided






Bicycle & Pedestrian Funding -- Round 1

	Sponsor	Project Name	Funding	Remaining
	City of Baldwin Park	Frazier Street Pedestrian and Bicycle Safety Improvements	\$895,288	\$839,382
	City of El Monte	Santa Anita Ave Active Transportation for El Monte Station	\$ 633,782	\$631,784
	City of Los Angeles	My Figueroa Marketing and Safety	\$ 150,000	\$13,281
	City of Monterey Park	Monterey Park Bike Corridor Project	\$ 233,034	\$51,639
	City of El Monte	I-10 Active Commute, Healthy Communities Project	\$440,000	\$76,193
	City of Los Angeles	Cesar Chavez Great Street	\$435,000	\$334,200
	City of Carson	Dominguez Channel Bike-Ped Path	\$1.26M	\$1.22M
	City of Los Angeles	Active Streets LA Budlong Avenue	\$1.18M	\$1.08M
	LACMTA	Bikeshare-Downtown Los Angeles	\$3.80M	<input checked="" type="checkbox"/>
	LACMTA	Union Station Metro Bike Hub	\$700,000	<input checked="" type="checkbox"/>

= Complete

Where Net Toll Revenue Grants Are Provided












Roadway and Arterial Performance -- Round 1

	Sponsor	Project Name	Funding	Remaining
	Caltrans	Express Lanes Corridors Incident Management Improvements Project	\$480,000	\$306,106
	City of Los Angeles	Cesar Chavez Great Street	\$435,000	\$ 334,200
	Caltrans	I-110 HOT/Express Lanes Improvements	\$1.02M	<input checked="" type="checkbox"/>
	City of Los Angeles	ATSAC Infrastructure Communication Systems Enhancement along I-110 Freeway	\$1.43M	<input checked="" type="checkbox"/>
	County of Los Angeles	South Bay Arterial Performance Measurement Project	\$504,000	<input checked="" type="checkbox"/>

= Complete

Where Net Toll Revenue Grants Are Provided

Transit Funding – Round 2

	Sponsor	Project Name	Funding	Remaining
	Long Beach Transit	LA Galaxy Express Shuttle Bus	\$600,000	\$298,752
	City of Carson	Carson Rapid Bus Priority System	\$584,150	\$584,150
	Torrance Transit	Torrance Transit Express & Vehicles	\$960,000	\$960,000
	City of Los Angeles	DASH Improve. with Harbor Freeway	\$1.77M	<input checked="" type="checkbox"/>
	Gardena Transit	Gardena Transit Innovative ITS Rollout	\$1.38M	\$1.16M
	LACMTA	BRT Freeway Station Enclosure	\$1.83M	<input checked="" type="checkbox"/>
	County of LA	Vermont Green Line Intersection Improvement Project	\$1.63M	\$1.19M
	Foothill Transit	Two Electric Double Decker Buses	\$1,458,00	\$1.08M
	Access Services	CNG-Fueled Vehicles for Access Services	\$1.13M	<input checked="" type="checkbox"/>
	City of LA	On Demand Mobility Center	\$992,000	<input checked="" type="checkbox"/>
	County of LA	Whittier Blvd Transit Priority Project	\$516,600	\$476,684

= Complete

Where Net Toll Revenue Grants Are Provided






Bicycle & Pedestrian Funding -- Round 2

	Sponsor	Project Name	Funding	Remaining
	County of LA	Firestone Blue Line Station Intersection and Bikeway Improvements Project	\$1.86M	\$1.27M
	City of Carson	Dominguez Channel Bike Path Improvements	\$1.3M	\$1.3M
	City of Los Angeles	Downtown LA on Demand Mobility Connectivity Center	\$992,000	<input checked="" type="checkbox"/>
	City of Arcadia	City of Arcadia Transit & Pedestrian Mobility Enhancement Project	\$470,000	<input checked="" type="checkbox"/>
	LACMTA	Willowbrook/Rosa Parks Station	\$2.00M	\$2.00M
	County of Los Angeles	Eaton Wash Bike Path - Phase 1	\$3.10M	\$1.81M

= Complete

Where Net Toll Revenue Grants Are Provided

Roadway and Arterial Performance -- Round 2

	Sponsor	Project Name	Funding	Remaining
	City of Carson	I-110 Freeway Arterial Improvements	\$1.76M	\$1.76M
	County of Los Angeles	South Bay Arterial ITS Congestion Relief Project	\$717,360	\$509,317
	City of Los Angeles	I-110 Corridor Revitalization - Grand Avenue/Flower Avenue	\$1.23M	\$1.08M
	City of Los Angeles	Vision Zero I-10 Corridor Area Traffic Signal Improvements	\$776,000	\$239,283
	City of Los Angeles	Sixth Street Viaduct Mission/Myers Roundabout Project	\$1.80M	\$1.17M

= Complete