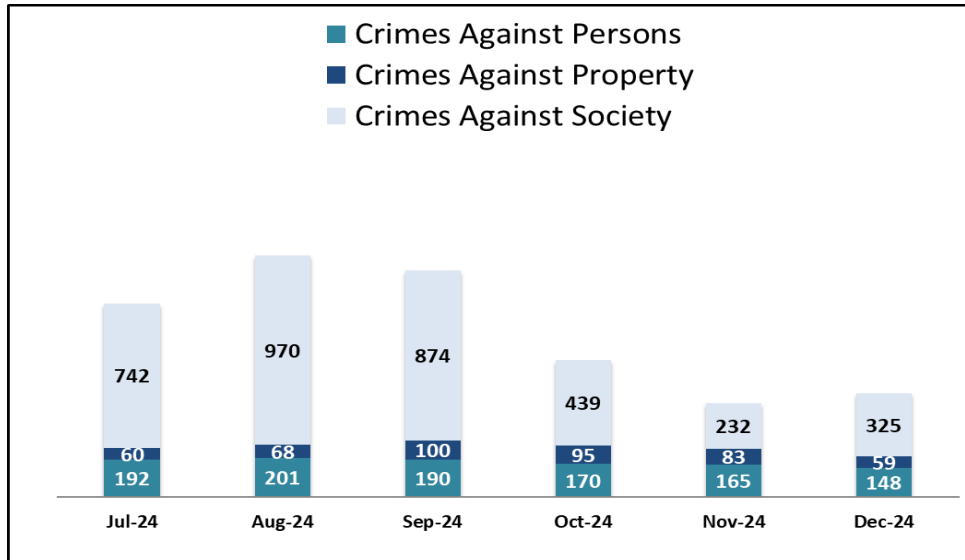


## SYSTEMWIDE LAW ENFORCEMENT OVERVIEW

DECEMBER 2024

Attachment E

### Total Crimes

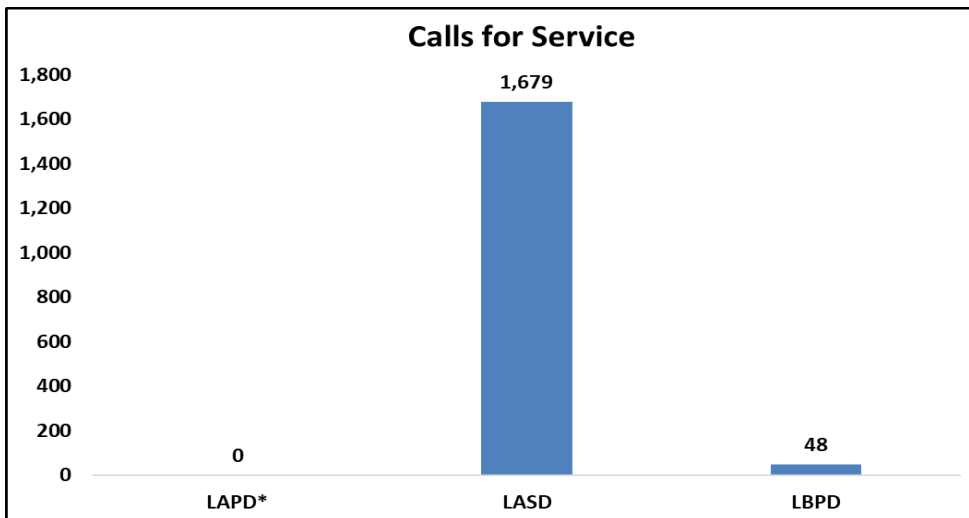


Crimes Against Persons: violent crimes (i.e., homicide, aggravated assaults) are those in which the victims are always individuals

Crimes Against Property: crimes to obtain money, property, or some other benefit (i.e., theft, vandalism, robbery)

Crimes Against Society: represent society's prohibition against engaging in certain types of activity (i.e., drug violations)

### Calls for Service



\* LAPD Calls for Service data is currently unavailable



SYSTEMWIDE LAW ENFORCEMENT OVERVIEW

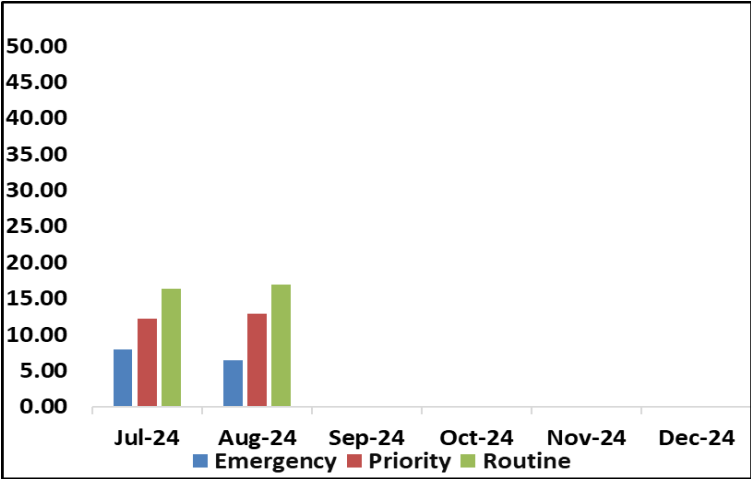
DECEMBER 2024

Attachment E

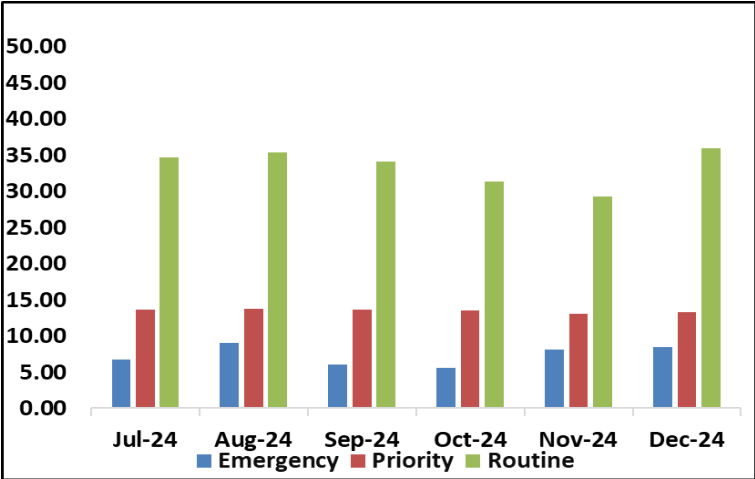
Average Incident Response Times

These graphs show how long it takes (in minutes) for LAPD, LASD, and LBPD to respond to Emergency, Priority, and Routine calls

LAPD

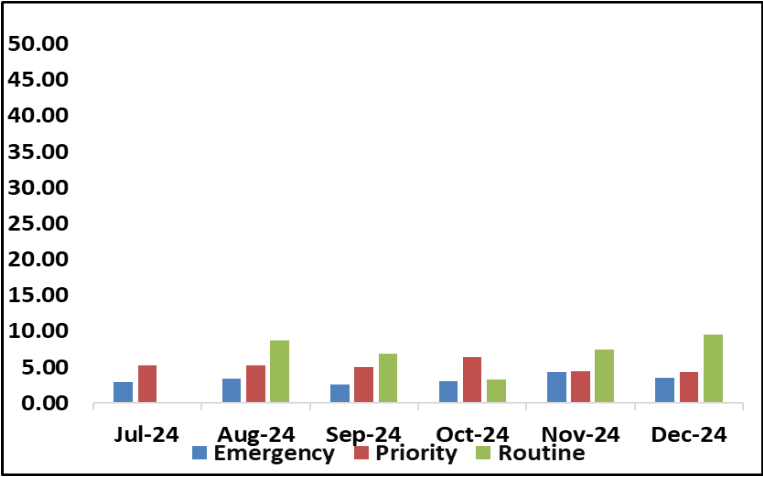


LASD



\* LAPD Incident Response Times data is currently unavailable

LBPD



# Transit Police

## Monthly Crime Report



Attachment E

	2024	2023	%
	December	December	Change
<b>CRIMES AGAINST PERSONS</b>			
Homicide	0	2	-100.0%
Rape	1	0	100.0%
Robbery	23	32	-28.1%
Aggravated Assault	39	36	8.3%
Aggravated Assault on Operator	3	4	-25.0%
Battery	72	81	-11.1%
Battery on Operator	2	13	-84.6%
Sex Offenses	8	7	14.3%
<b>SUB-TOTAL</b>	<b>148</b>	<b>175</b>	<b>-15.4%</b>
<b>CRIMES AGAINST PROPERTY</b>			
Burglary	0	3	-100.0%
Larceny	34	36	-5.6%
Bike Theft	0	0	0.0%
Motor Vehicle Theft	5	2	150.0%
Arson	0	0	0.0%
Vandalism	20	13	53.8%
<b>SUB-TOTAL</b>	<b>59</b>	<b>54</b>	<b>9.3%</b>
<b>CRIMES AGAINST SOCIETY</b>			
Weapons	35	17	105.9%
Narcotics	172	60	186.7%
Trespassing	118	318	-62.9%
<b>SUB-TOTAL</b>	<b>325</b>	<b>395</b>	<b>-17.7%</b>
<b>TOTAL</b>	<b>532</b>	<b>624</b>	<b>-14.7%</b>
<b>ENFORCEMENT EFFORTS</b>			
Arrests	740	592	25.0%
Citations	1,229	357	244.3%
Calls for Service	1,727	2,864	-39.7%



Metro

SYSTEM SECURITY & LAW ENFORCEMENT

MONTHLY, BI-ANNUAL, ANNUAL COMPARISON

DECEMBER 2024

Attachment E

Crimes

Monthly	System-Wide	Dec-24	Dec-23	% Change
	Crimes Against Persons	148	175	-15.43%
	Crimes Against Property	59	54	9.26%
	Crimes Against Society	325	395	-17.72%
	Total	532	624	-14.74%

Six Months	System-Wide	Jul-24-Dec-24	Jul-23-Dec-23	% Change
	Crimes Against Persons	1,066	1,116	-4.48%
	Crimes Against Property	465	353	31.73%
	Crimes Against Society	3,582	1,357	163.96%
	Total	5,113	2,826	80.93%

Annual	System-Wide	Jan-24-Dec-24	Jan-23-Dec-23	% Change
	Crimes Against Persons	2,057	2,235	-7.96%
	Crimes Against Property	820	749	9.48%
	Crimes Against Society	6,080	2,331	160.83%
	Total	8,957	5,315	68.52%

Average Emergency Response Times

Monthly	Dec-24	Dec-23	% Change
	3.99	5.13	-22.29%

Six Months	Jul-24-Dec-24	Jul-23-Dec-23	% Change
	4.32	5.39	-19.77%

Annual	Jan-24-Dec-24	Jan-23-Dec-23	% Change
	4.96	5.54	-10.62%

Bus Operator Assaults

Monthly	Dec-24	Dec-23	% Change
	5	17	-70.59%

Six Months	Jul-24-Dec-24	Jul-23-Dec-23	% Change
	73	91	-19.78%

Annual	Jan-24-Dec-24	Jan-23-Dec-23	% Change
	148	168	-11.90%

Ridership

Monthly	Dec-24	Dec-23	% Change
	25,497,189	23,362,749	9.14%

Six Months	Jul-24-Dec-24	Jul-23-Dec-23	% Change
	159,455,278	147,242,938	8.29%

Annual	Jan-24-Dec-24	Jan-23-Dec-23	% Change
	310,953,861	285,377,780	8.96%



SYSTEM SECURITY & LAW ENFORCEMENT

MONTHLY, BI-ANNUAL, ANNUAL COMPARISON

DECEMBER 2024

Attachment E

