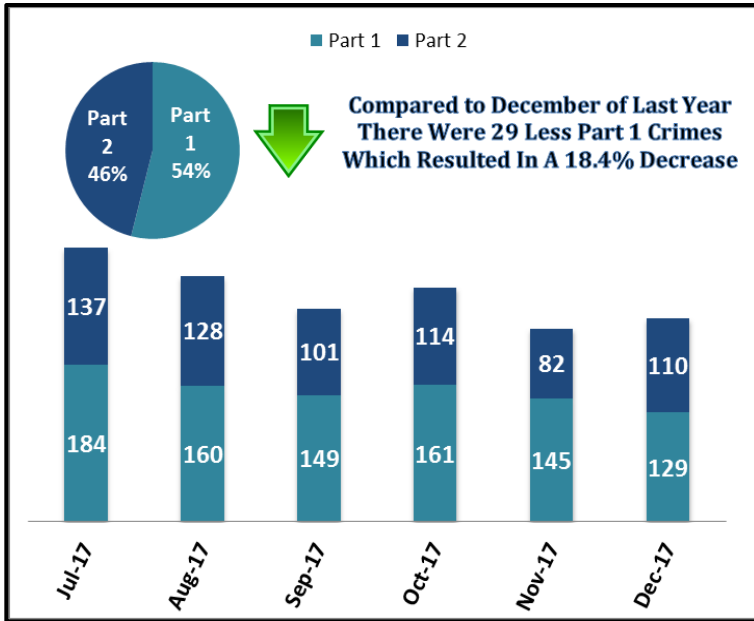


# SYSTEM-WIDE LAW ENFORCEMENT OVERVIEW

DECEMBER 2017

Attachment A

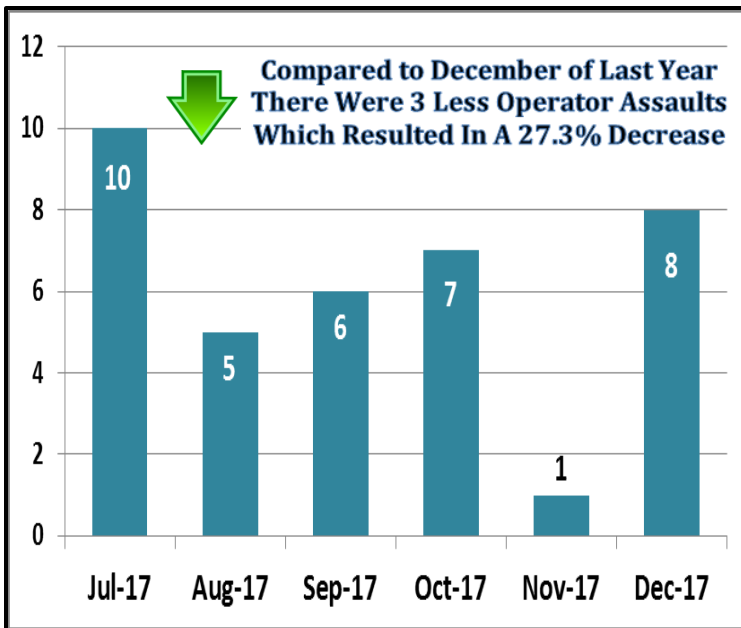
## Part 1 & Part 2 Crimes



For the month of December 2017, Part 1 crime activity is down by 18.4% system-wide compared to the same period last year. In a monthly contrast, there were 16 less Part 1 crimes in December than in November, resulting in an 11% decrease.

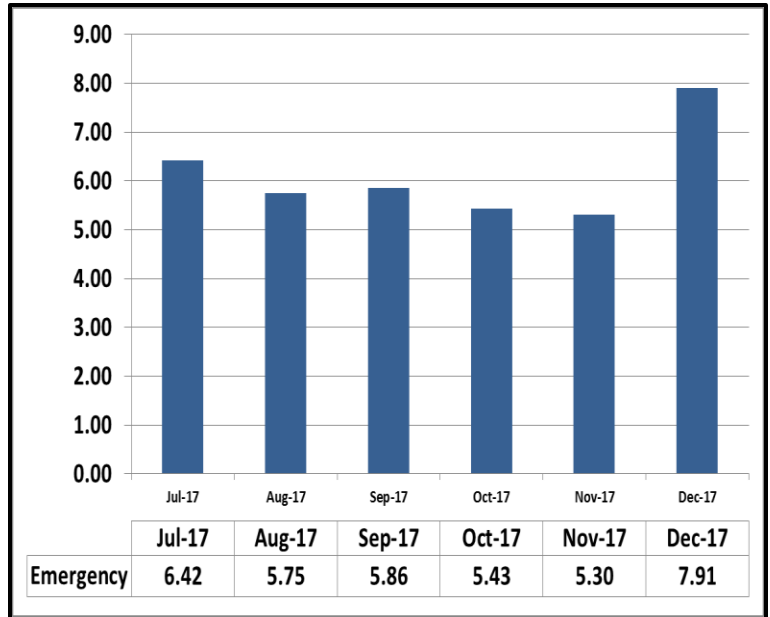
Part 2 crime activity is up by 20.9% system-wide compared to the same period last year. In a monthly contrast, there were 28 more Part 2 crimes in December than in November, resulting in a 34.1% increase.

## Bus Operator Assaults



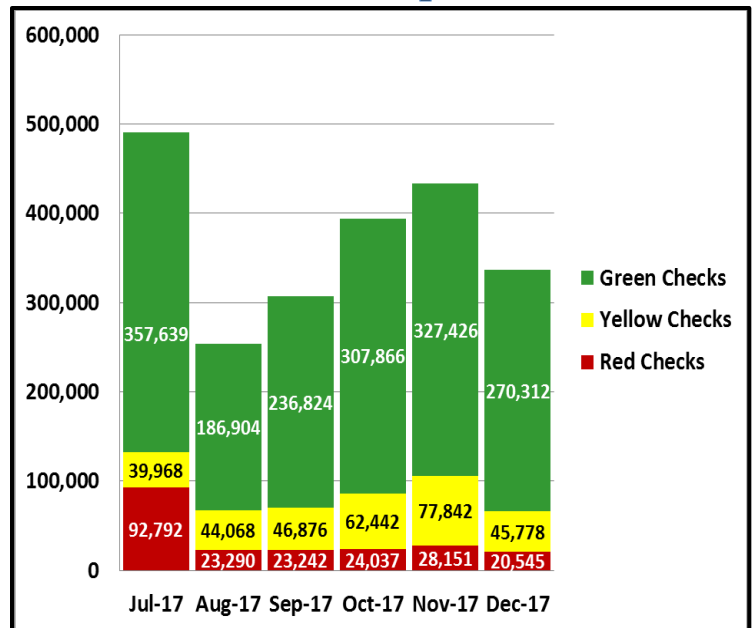
There were a total of 8 Bus Operator Assaults. Comparing the Bus Operator Assaults from the same period last year, there were 11 Operator Assaults last year resulting in a 27.3% decrease.

## Average Emergency Response Times



Average emergency response times were 7.91 mins.

## Fare Compliance



**Green Checks**- Occurs when a patron has valid fare

**Yellow Checks**- Occurs when a patron has valid fare, but did not tap at transfer station

**Red Checks**- Occurs when a patron has invalid fare