



MAY 2024

MONTHLY UPDATE ON PUBLIC SAFETY

Ken Hernandez
Interim Chief Safety Officer

MARCH 2024

PUBLIC SAFETY TRENDS & STATS

Systemwide

- **Crimes Against Persons** declined by 18.7% compared to February 2024.
- **Crimes Against Property** decreased by 8.9% when compared to February 2024.
- **Crimes Against Society** increased by 33.2% as a result of enforcement-related arrests for trespassing, narcotics, and weapons during Operation Maintaining Order.

Systemwide	Mar-24	Feb-24	% Change Mar 24 vs Feb 24	Mar-23	% Change Mar 24 vs Mar 23
Crimes Against Persons	135	166	-18.7%	206	-34.5%
Ridership	25,880,698	23,031,303	12.4%	23,655,987	9.4%
Crimes Against Persons per 1 Million Boardings	5.22	7.21	-27.6%	8.71	-40.1%

Systemwide	Mar-24	Feb-24	% Change Mar 24 vs Feb 24	Mar-23	% Change Mar 24 vs Mar 23
Crimes Against Property	51	56	-8.9%	63	-19.0%
Ridership	25,880,698	23,031,303	12.4%	23,655,987	9.4%
Crimes Against Property per 1 Million Boardings	1.97	2.43	-19.0%	2.66	-26.0%

Systemwide	Mar-24	Feb-24	% Change Mar 24 vs Feb 24	Mar-23	% Change Mar 24 vs Mar 23
Crimes Against Society	365	274	33.2%	127	187.4%
Ridership	25,880,698	23,031,303	12.4%	23,655,987	9.4%
Crimes Against Society per 1 Million Boardings	14.10	11.90	18.5%	5.37	162.7%

Per 1 Million Boardings

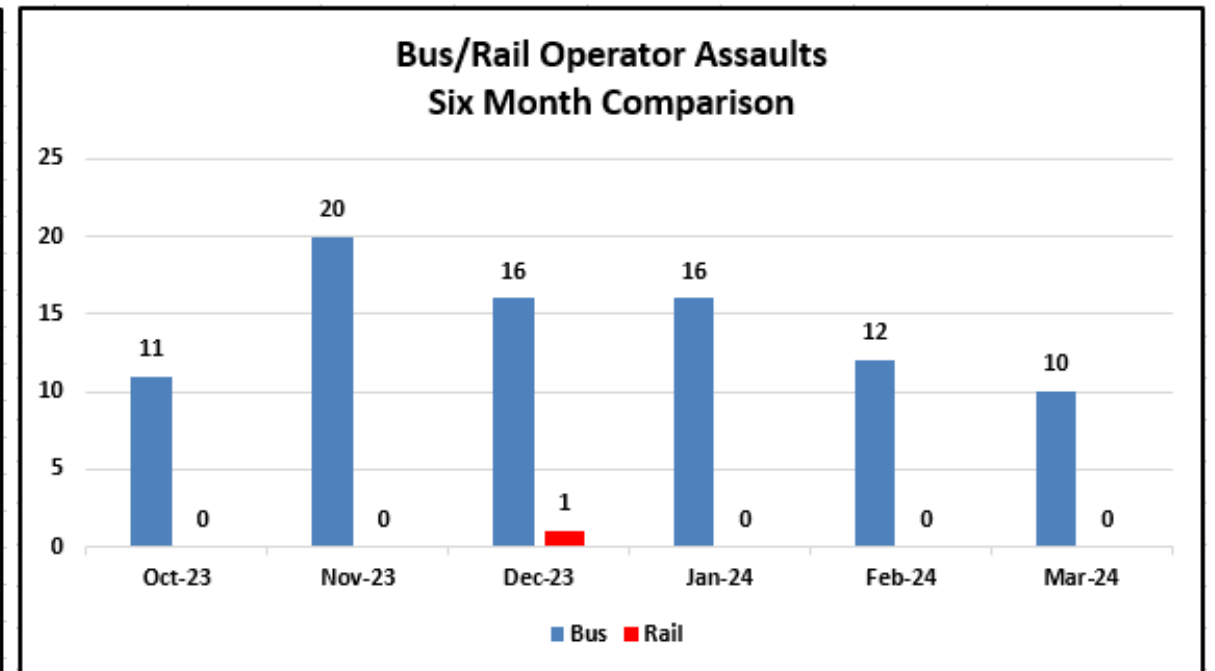
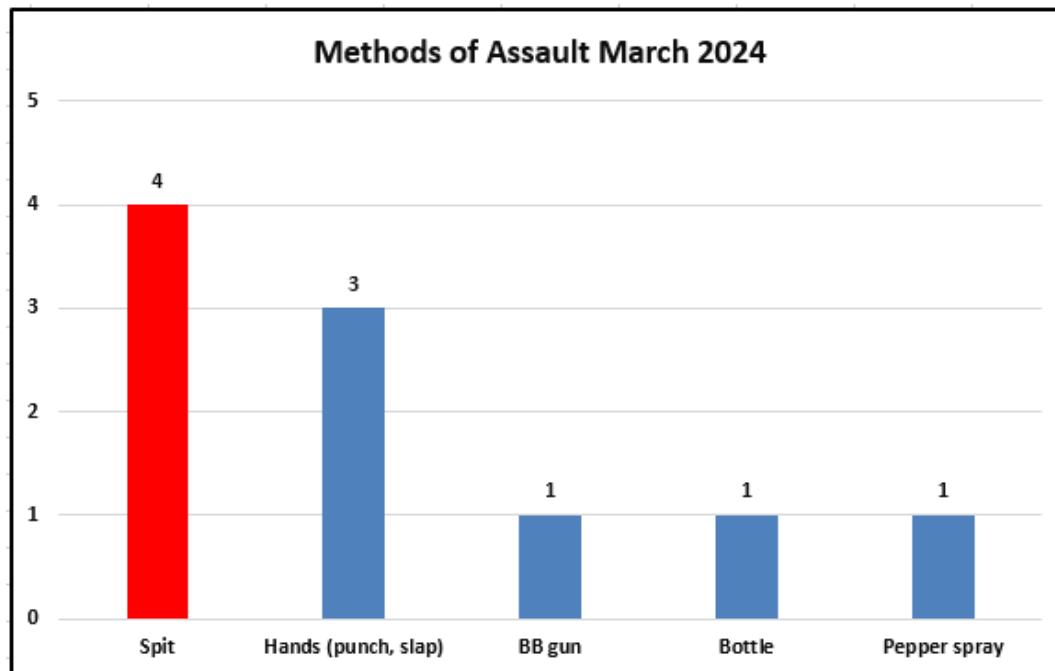
Total crime decreased by 1.1% compared to February 2024 and increased by 27.2% compared to March 2023.

- **Crimes Against Persons** decreased by 27.6% compared to February 2024 and decreased by 40.1% compared to March 2023.
- **Crimes Against Property** decreased by 19% compared to February 2024 and by 26% compared to March 2023.
- **Crimes Against Society** increased by 18.5% compared to February 2024 and by 162.7% compared to March 2023.

MARCH 2024 OPERATOR ASSAULTS

- Operator assaults decreased from 12 in February to 10 in March
- Spitting and using hands (punch, slap) were the top two methods of assault
- Told to exit, no reason, and intoxicated were the top reasons for assaults

Top Reasons for Assault	
Reason	Count
Told to exit	4
No reason	3
Intoxicated	2
Demanded stop	1
Grand Total	10




MULTI-LAYERED DEPLOYMENT UPDATE

Since July 10, 2023, Metro has been utilizing a multi-layered deployment, which has a significant impact across the entire rail system, including end-of-line stations and mid-point (focus) stations, decreasing the number of non-destination travelers that are required to leave the rail system at the end of the night when the system closes.

The following reflects the results of the deployment for the month of March.

- 412 citations and 120 written warnings issued by Transit Security Officers
- Contract Security cleared 13,367 trains
- Law enforcement conducted:
 - 659 arrests
 - 526 citations
 - 2,057 warnings



METRO AMBASSADORS UPDATE

Support

Metro Ambassadors continue to support riders, connect them to resources, and report incidents and maintenance needs. They were deployed on all Metro Rail Lines, including G and J lines, and bus lines 210, 40, and 720.

Connect

For the month of March 2024, Metro Ambassadors conducted 74,110 customer engagements and reported the following:

- 2,155 Cleanliness Issues (25% decrease from last month)
- 1,433 Graffiti Incidents (7% increase from last month)
- 354 Elevator and Escalator Problems (17% decrease from last month)
- 291 Safety Issues (17% increase from last month)

Report

For the month of March 2024, Metro Ambassadors saved 11 lives through the timely administration of Narcan:

