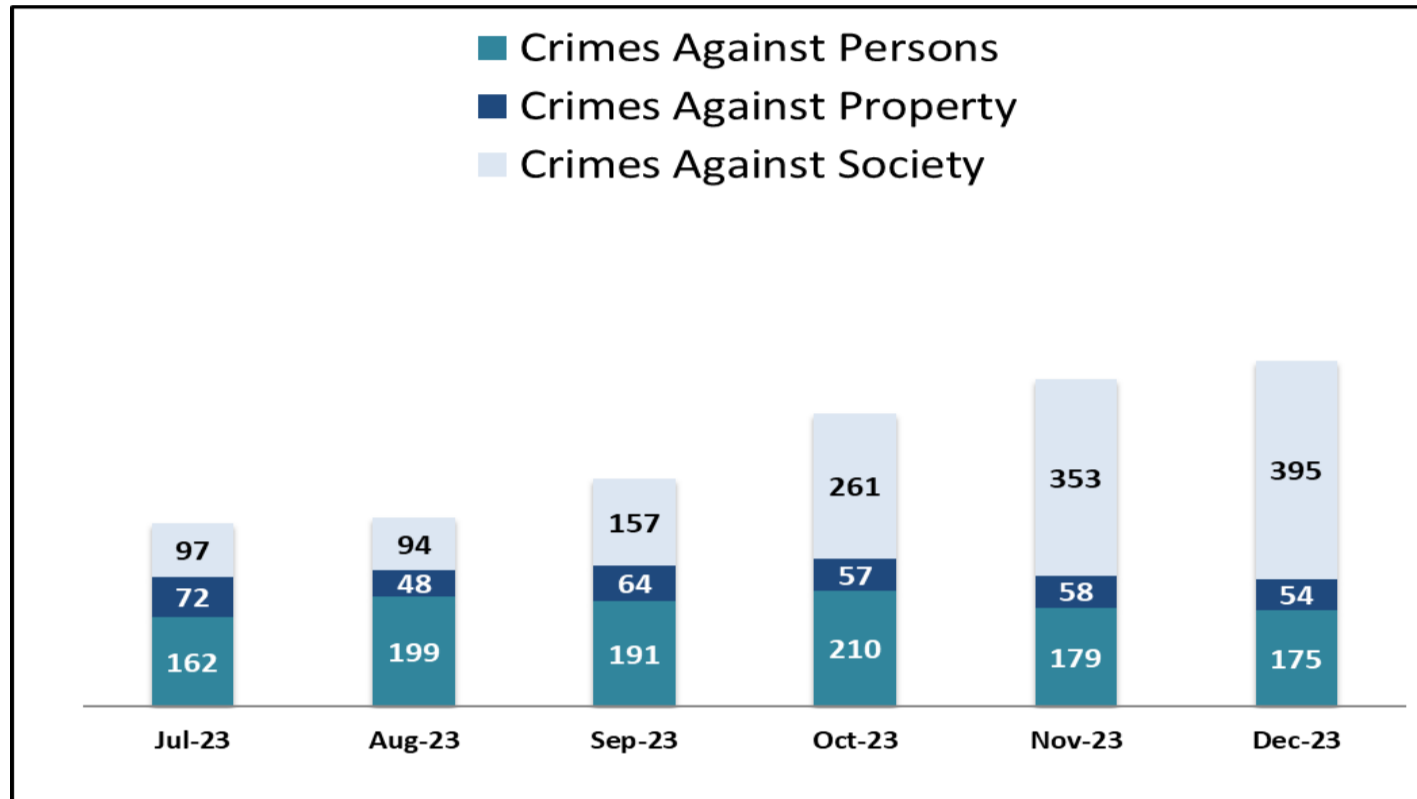


SYSTEM-WIDE LAW ENFORCEMENT OVERVIEW

DECEMBER 2023

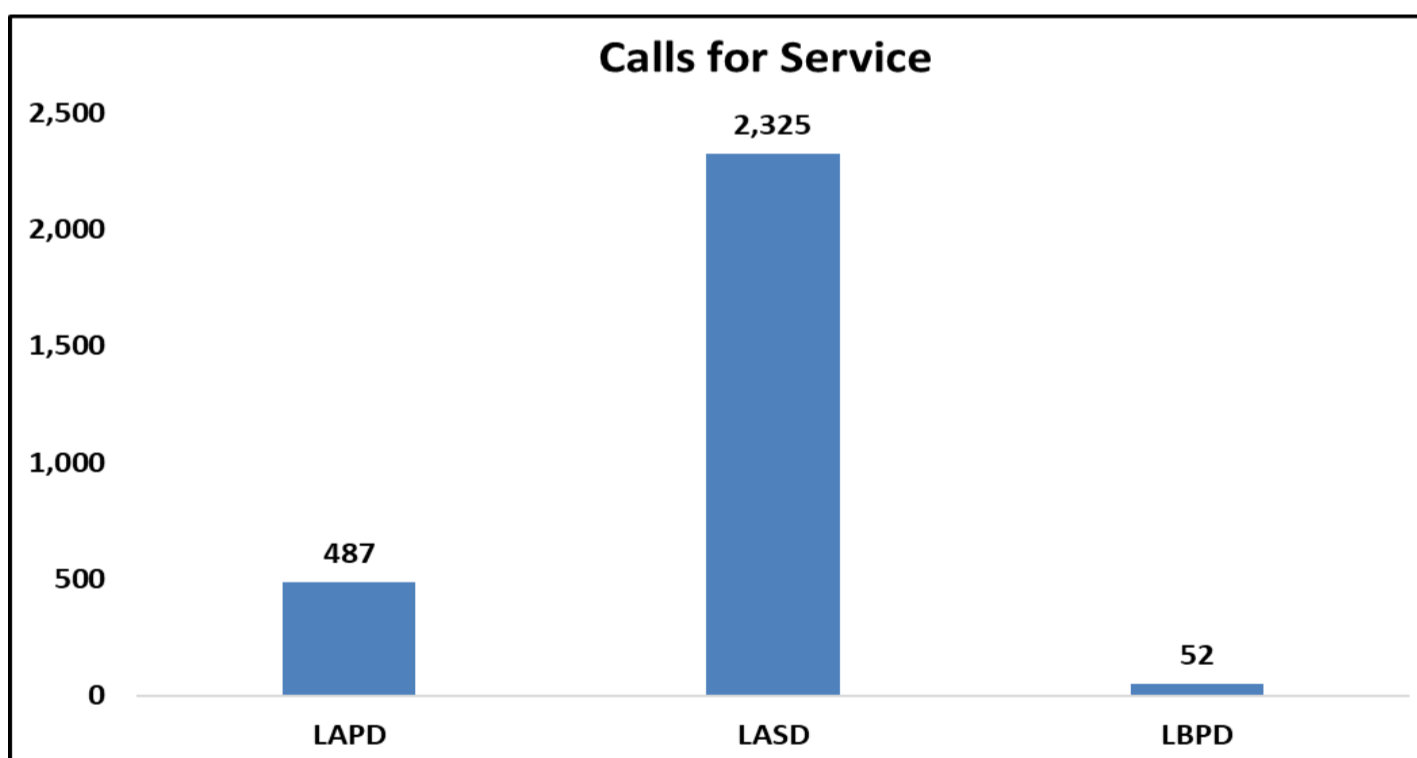
Attachment E

Total Crimes


Crimes Against Persons: violent crimes (i.e., homicide, aggravated assaults) are those in which the victims are always individuals

Crimes Against Property: crimes to obtain money, property, or some other benefit (i.e., theft, vandalism, robbery)

Crimes Against Society: represent society's prohibition against engaging in certain types of activity (i.e., drug violations)

Calls for Service


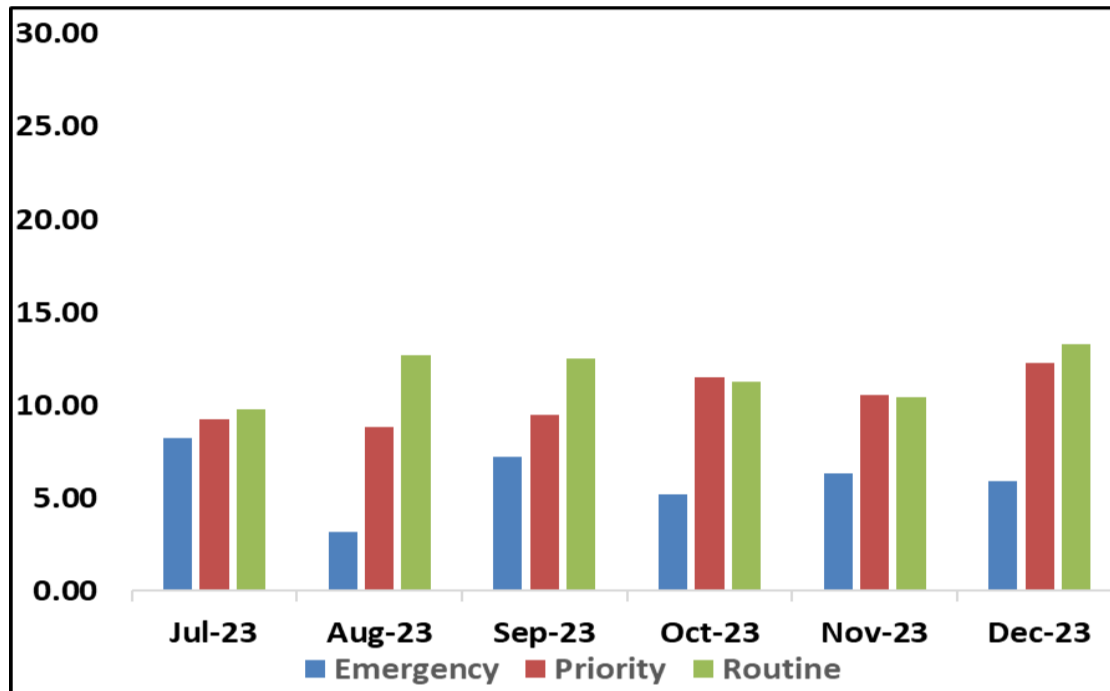
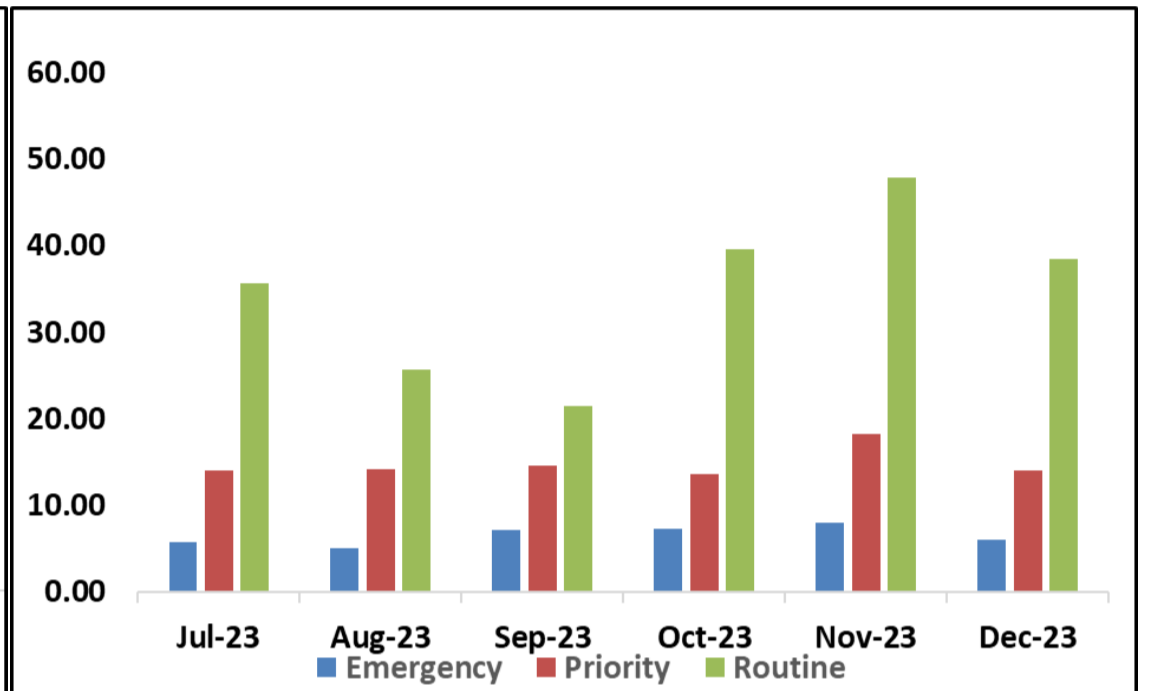
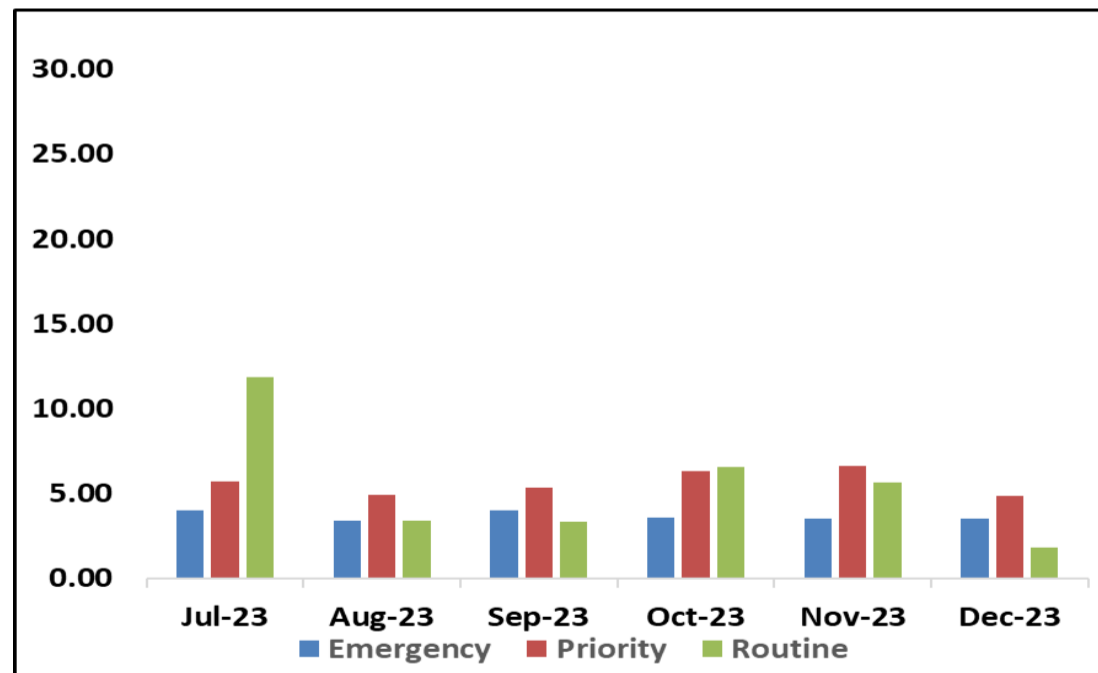
SYSTEM-WIDE LAW ENFORCEMENT OVERVIEW

DECEMBER 2023

Attachment D

Average Incident Response Times

These graphs show how long it takes (in minutes) for LAPD, LASD, and LBPD to respond to Emergency, Priority, and Routine calls

LAPD

LASD

LBPD


Transit Police

Monthly Crime Report



Attachment D

	2023	2022	%
	December	December	Change
CRIMES AGAINST PERSONS			
Homicide	2	0	200.0%
Rape	0	1	-100.0%
Robbery	32	31	3.2%
Aggravated Assault	36	29	24.1%
Aggravated Assault on Operator	4	3	33.3%
Battery	81	64	26.6%
Battery on Operator	13	10	30.0%
Sex Offenses	7	9	-22.2%
SUB-TOTAL	175	147	19.0%
CRIMES AGAINST PROPERTY			
Burglary	3	1	100.0%
Larceny	36	36	0.0%
Bike Theft	0	1	-100.0%
Motor Vehicle Theft	2	1	100.0%
Arson	0	0	0.0%
Vandalism	13	15	-13.3%
SUB-TOTAL	54	54	0.0%
CRIMES AGAINST SOCIETY			
Weapons	17	8	112.5%
Narcotics	60	22	172.7%
Trespassing	318	18	1666.7%
SUB-TOTAL	395	48	722.9%
TOTAL	624	249	150.6%
ENFORCEMENT EFFORTS			
Arrests	592	284	108.5%
Citations	357	567	-37.0%
Calls for Service	2,864	1,508	89.9%



Metro

SYSTEM SECURITY & LAW ENFORCEMENT

MONTHLY, BI-ANNUAL, ANNUAL COMPARISON

DECEMBER 2023

Attachment D

Crimes

Monthly

System-Wide	Dec-23	Dec-22	% Change
Crimes Against Persons	175	147	19.05%
Crimes Against Property	54	54	0.00%
Crimes Against Society	395	48	722.92%
Total	624	249	150.60%

Six Months

System-Wide	Jul-23-Dec-23	Jul-22-Dec-22	% Change
Crimes Against Persons	1,116	949	17.60%
Crimes Against Property	353	373	-5.36%
Crimes Against Society	1,357	202	571.78%
Total	2,826	1,524	85.43%

Annual

System-Wide	Jan-23-Dec-23	Jan-22-Dec-22	% Change
Crimes Against Persons	2,235	1,943	15.03%
Crimes Against Property	749	876	-14.50%
Crimes Against Society	2,331	337	591.69%
Total	5,315	3,156	68.41%

Average Emergency Response Times

Monthly

Dec-23	Dec-22	% Change
5:08	4:55	4.41%

Six Months

Jul-23-Dec-23	Jul-22-Dec-22	% Change
5:23	5:33	-3.00%

Annual

Jan-23-Dec-23	Jan-22-Dec-22	% Change
5:32	5:22	3.11%

Bus/Rail Operator Assaults

Monthly

Dec-23	Dec-22	% Change
17	13	30.77%

Six Months

Jul-23-Dec-23	Jul-22-Dec-22	% Change
91	84	8.33%

Annual

Jan-23-Dec-23	Jan-22-Dec-22	% Change
168	164	2.44%

Ridership

Monthly

Dec-23	Dec-22	% Change
23,362,749	21,212,101	10.14%

Six Months

Jul-23-Dec-23	Jul-22-Dec-22	% Change
147,242,938	131,821,223	11.70%

Annual

Jan-23-Dec-23	Jan-22-Dec-22	% Change
284,905,030	255,253,370	11.62%



Metro

SYSTEM SECURITY & LAW ENFORCEMENT

MONTHLY, BI-ANNUAL, ANNUAL COMPARISON

DECEMBER 2023

Attachment D

