



SYSTEM SECURITY & LAW ENFORCEMENT

Attachment C

Total Crime Summary - February 2025

Total Crimes 5-Year Trend Year-to-Date - Systemwide

	2021	2022	2023	2024	2025
Crimes Against Persons					
Agg Assault	35	60	82	67	52
Agg Assault on Op	3	4	2	5	3
Battery	95	166	184	161	146
Battery on Operator	8	22	14	23	10
Homicide	1	1	1	1	0
Rape	3	1	3	4	0
Robbery	28	54	64	40	47
Sex Offenses	12	12	19	19	22
Subtotal	185	320	369	320	280
Crimes Against Property					
Arson	1	1	0	1	2
Bike Theft	2	6	3	1	1
Burglary	2	4	3	0	3
Larceny	41	82	79	88	95
Motor Vehicle Theft	2	3	9	5	8
Vandalism	47	68	27	19	37
Subtotal	95	164	121	114	146
Crimes Against Society					
Narcotics	28	13	83	119	190
Trespassing	14	15	48	585	312
Weapons	8	8	17	30	34
Subtotal	50	36	148	734	536
Total	330	520	638	1,168	962

Total Crimes 5-Year Trend Current Month only - Systemwide

	Feb-21	Feb-22	Feb-23	Feb-24	Feb-25
Crimes Against Persons					
Agg Assault	18	27	39	42	28
Agg Assault on Op	1	4	1	1	0
Battery	56	77	83	76	81
Battery on Operator	5	9	6	11	7
Homicide	0	0	0	1	0
Rape	2	1	3	2	0
Robbery	13	30	36	21	27
Sex Offenses	9	7	16	12	8
Subtotal	104	155	184	166	151
Crimes Against Property					
Arson	1	1	0	1	0
Bike Theft	1	4	3	0	0
Burglary	2	1	1	0	2
Larceny	19	47	39	45	49
Motor Vehicle Theft	1	1	7	1	4
Vandalism	24	39	12	9	22
Subtotal	48	93	62	56	77
Crimes Against Society					
Narcotics	19	5	50	50	69
Trespassing	6	10	17	212	165
Weapons	6	5	12	12	10
Subtotal	31	20	79	274	244
Total	183	268	325	496	472

Total Crimes 5-Year Trend Year-to-End - Rail

	2021	2022	2023	2024	2025
Crimes Against Persons					
Agg Assault	24	43	63	44	24
Agg Assault on Op	2	0	0	0	0
Battery	70	111	122	97	89
Battery on Operator	1	1	1	0	0
Homicide	1	0	1	0	0
Rape	3	1	3	2	0
Robbery	22	44	52	24	22
Sex Offenses	9	10	11	8	11
Subtotal	132	210	253	175	146
Crimes Against Property					
Arson	1	1	0	1	2
Bike Theft	0	3	1	1	1
Burglary	2	4	3	0	3
Larceny	31	60	59	53	68
Motor Vehicle Theft	2	3	9	2	8
Vandalism	28	51	11	11	21
Subtotal	64	122	83	68	103
Crimes Against Society					
Narcotics	12	7	55	110	166
Trespassing	13	13	45	579	308
Weapons	3	7	11	26	27
Subtotal	28	27	111	715	501
Total	224	359	447	958	750

Total Crimes 5-Year Trend Current Month only - Rail

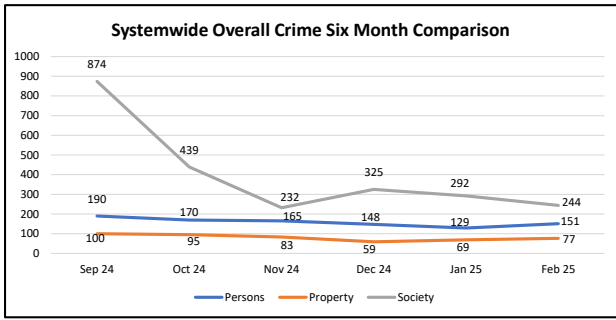
	Feb-21	Feb-22	Feb-23	Feb-24	Feb-25
Crimes Against Persons					
Agg Assault	12	19	30	28	12
Agg Assault on Op	0	0	0	0	0
Battery	39	51	54	46	48
Battery on Operator	1	0	1	0	0
Homicide	0	0	0	0	0
Rape	2	1	3	2	0
Robbery	10	23	28	12	13
Sex Offenses	6	5	10	6	3
Subtotal	70	99	126	94	76
Crimes Against Property					
Arson	1	1	0	1	0
Bike Theft	0	1	1	0	0
Burglary	2	1	1	0	2
Larceny	14	34	28	25	34
Motor Vehicle Theft	1	1	7	1	4
Vandalism	10	32	4	5	10
Subtotal	28	70	41	32	50
Crimes Against Society					
Narcotics	10	3	38	47	59
Trespassing	5	9	14	208	164
Weapons	1	4	8	11	10
Subtotal	16	16	60	266	233
Total	114	185	227	392	359

Total Crimes 5-Year Trend Year-to-Date - Bus

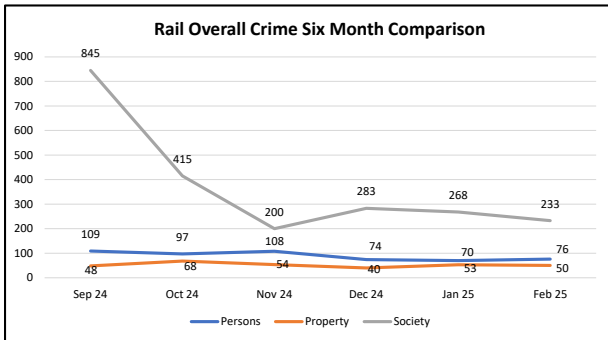
	2021	2022	2023	2024	2025
Crimes Against Persons					
Agg Assault	11	17	19	23	28
Agg Assault on Op	1	4	2	5	3
Battery	25	55	62	64	57
Battery on Operator	7	21	13	23	10
Homicide	0	1	0	1	0
Rape	0	0	0	2	0
Robbery	6	10	12	16	25
Sex Offenses	3	2	8	11	11
Subtotal	53	110	116	145	134
Crimes Against Property					
Arson	0	0	0	0	0
Bike Theft	2	3	2	0	0
Burglary	0	0	0	0	0
Larceny	10	22	20	35	27
Motor Vehicle Theft	0	0	0	3	0
Vandalism	19	17	16	8	16
Subtotal	31	42	38	46	43
Crimes Against Society					
Narcotics	16	6	28	9	24
Trespassing	1	2	3	6	4
Weapons	5	1	6	4	7
Subtotal	22	9	37	19	35
Total	106	161	191	210	212

Total Crimes 5-Year Trend Current Month only - Bus

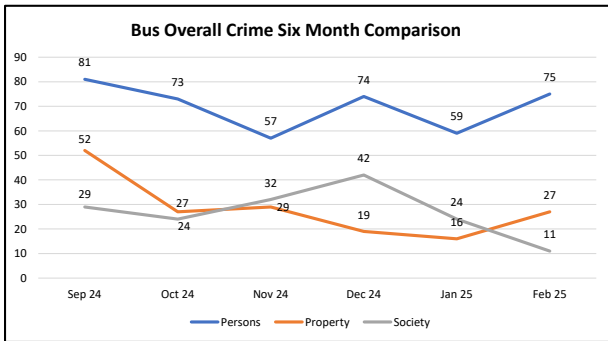
	Feb-21	Feb-22	Feb-23	Feb-24	Feb-25
Crimes Against Persons					
Agg Assault	6	8	9	14	16
Agg Assault on Op	1	4	1	1	0
Battery	17	26	29	30	33
Battery on Operator	4	9	5	11	7
Homicide	0	0	0	1	0
Rape	0	0	0	0	0
Robbery	3	7	8	9	14
Sex Offenses	3	2	6	6	5
Subtotal	34	56	58	72	75
Crimes Against Property					
Arson	0	0	0	0	0
Bike Theft	1	3	2	0	0
Burglary	0	0	0	0	0
Larceny	5	13	11	20	15
Motor Vehicle Theft	0	0	0	0	0
Vandalism	14	7	8	4	12
Subtotal	20	23	21	24	27
Crimes Against Society					
Narcotics	9	2	12	3	10
Trespassing	1	1	3	4	1
Weapons	5	1	4	1	0
Subtotal	15	4	19	8	11
Total	69	83	98	104	113



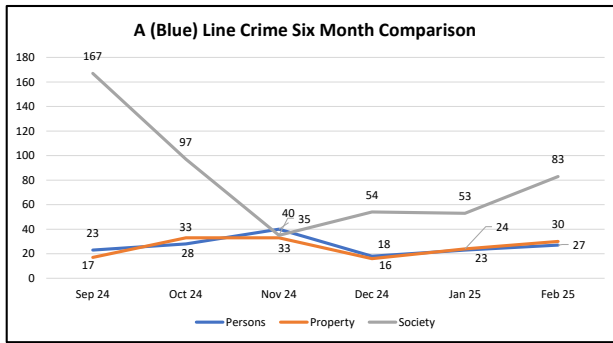
Systemwide	Feb 25	Jan 25	% Change
Crimes Against Persons			
Agg Assault	28	24	16.7%
Agg Assault on Op	0	3	-100.0%
Battery	81	65	24.6%
Battery on Operator	7	3	133.3%
Homicide	0	0	0.0%
Rape	0	0	0.0%
Robbery	27	20	35.0%
Sex Offenses	8	14	-42.9%
Subtotal	151	129	17.1%
Crimes Against Property			
Arson	0	2	-100.0%
Bike Theft	0	1	-100.0%
Burglary	2	1	100.0%
Larceny	49	46	6.5%
Motor Vehicle Theft	4	4	0.0%
Vandalism	22	15	46.7%
Subtotal	77	69	11.6%
Crimes Against Society			
Narcotics	69	121	-43.0%
Trespassing	165	147	12.2%
Weapons	10	24	-58.3%
Subtotal	244	292	-16.4%
Total	472	490	-3.7%



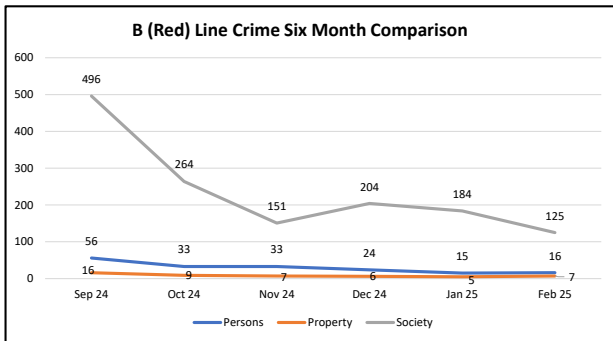
Rail	Feb 25	Jan 25	% Change
Crimes Against Persons			
Agg Assault	12	12	0.0%
Agg Assault on Op	0	0	0.0%
Battery	48	41	17.1%
Battery on Operator	0	0	0.0%
Homicide	0	0	0.0%
Rape	0	0	0.0%
Robbery	13	9	44.4%
Sex Offenses	3	8	-62.5%
Subtotal	76	70	8.6%
Crimes Against Property			
Arson	0	2	-100.0%
Bike Theft	0	1	-100.0%
Burglary	2	1	100.0%
Larceny	34	34	0.0%
Motor Vehicle Theft	4	4	0.0%
Vandalism	10	11	-9.1%
Subtotal	50	53	-5.7%
Crimes Against Society			
Narcotics	59	107	-44.9%
Trespassing	164	144	13.9%
Weapons	10	17	-41.2%
Subtotal	233	268	-13.1%
Total	359	391	-8.2%



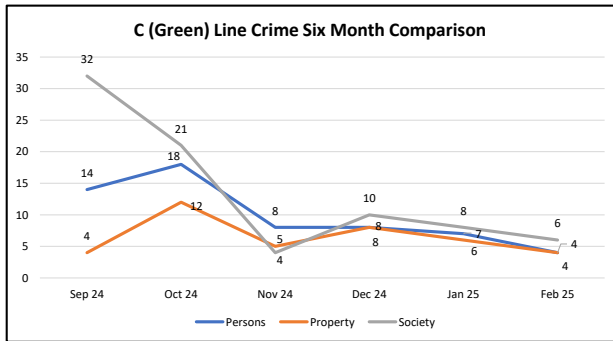
Bus	Feb 25	Jan 25	% Change
Crimes Against Persons			
Agg Assault	16	12	33.3%
Agg Assault on Op	0	3	-100.0%
Battery	33	24	37.5%
Battery on Operator	7	3	133.3%
Homicide	0	0	0.0%
Rape	0	0	0.0%
Robbery	14	11	27.3%
Sex Offenses	5	6	-16.7%
Subtotal	75	59	27.1%
Crimes Against Property			
Arson	0	0	0.0%
Bike Theft	0	0	0.0%
Burglary	0	0	0.0%
Larceny	15	12	25.0%
Motor Vehicle Theft	0	0	0.0%
Vandalism	12	4	200.0%
Subtotal	27	16	68.8%
Crimes Against Society			
Narcotics	10	14	-28.6%
Trespassing	1	3	-66.7%
Weapons	0	7	-100.0%
Subtotal	11	24	-54.2%
Total	113	99	14.1%



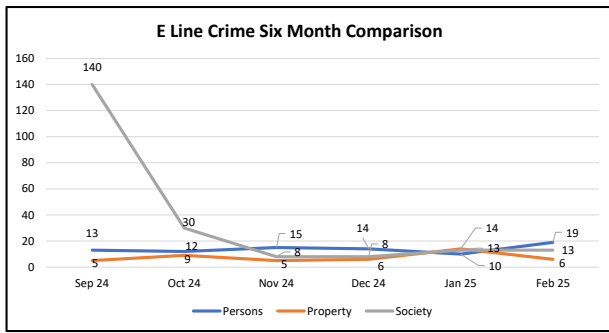
A (Blue) Line	Feb 25	Jan 25	% Change
Crimes Against Persons			
Agg Assault	6	2	200.0%
Agg Assault on Op	0	0	0.0%
Battery	18	16	12.5%
Battery on Operator	0	0	0.0%
Homicide	0	0	0.0%
Rape	0	0	0.0%
Robbery	3	2	50.0%
Sex Offenses	0	3	-100.0%
Subtotal	27	23	17.4%
Crimes Against Property			
Arson	0	2	-100.0%
Bike Theft	0	1	-100.0%
Burglary	0	0	0.0%
Larceny	23	18	27.8%
Motor Vehicle Theft	0	1	-100.0%
Vandalism	7	2	250.0%
Subtotal	30	24	25.0%
Crimes Against Society			
Narcotics	31	21	47.6%
Trespassing	48	28	71.4%
Weapons	4	4	0.0%
Subtotal	83	53	56.6%
Total	140	100	40.0%



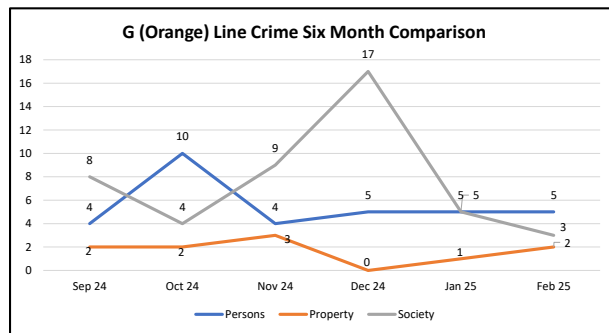
B (Red) Line	Feb 25	Jan 25	% Change
Crimes Against Persons			
Agg Assault	3	5	-40.0%
Agg Assault on Op	0	0	0.0%
Battery	10	10	0.0%
Battery on Operator	0	0	0.0%
Homicide	0	0	0.0%
Rape	0	0	0.0%
Robbery	3	0	300.0%
Sex Offenses	0	0	0.0%
Subtotal	16	15	6.7%
Crimes Against Property			
Arson	0	0	0.0%
Bike Theft	0	0	0.0%
Burglary	0	0	0.0%
Larceny	6	4	50.0%
Motor Vehicle Theft	0	1	-100.0%
Vandalism	1	0	100.0%
Subtotal	7	5	40.0%
Crimes Against Society			
Narcotics	23	78	-70.5%
Trespassing	98	97	1.0%
Weapons	4	9	-55.6%
Subtotal	125	184	-32.1%
Total	148	204	-27.5%



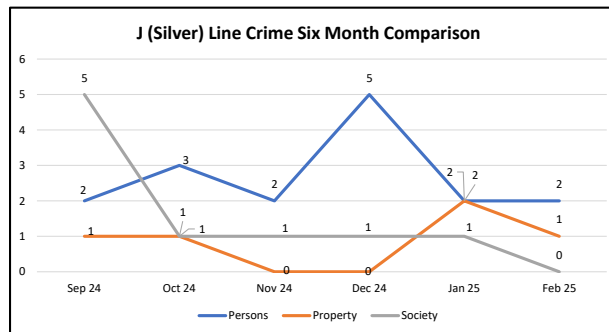
C (Green) Line	Feb 25	Jan 25	% Change
Crimes Against Persons			
Agg Assault	0	1	-100.0%
Agg Assault on Op	0	0	0.0%
Battery	1	1	0.0%
Battery on Operator	0	0	0.0%
Homicide	0	0	0.0%
Rape	0	0	0.0%
Robbery	2	3	-33.3%
Sex Offenses	1	2	-50.0%
Subtotal	4	7	-42.9%
Crimes Against Property			
Arson	0	0	0.0%
Bike Theft	0	0	0.0%
Burglary	0	0	0.0%
Larceny	0	2	-100.0%
Motor Vehicle Theft	4	1	300.0%
Vandalism	0	3	-100.0%
Subtotal	4	6	-33.3%
Crimes Against Society			
Narcotics	1	5	-80.0%
Trespassing	5	2	150.0%
Weapons	0	1	-100.0%
Subtotal	6	8	-25.0%
Total	14	21	-33.3%



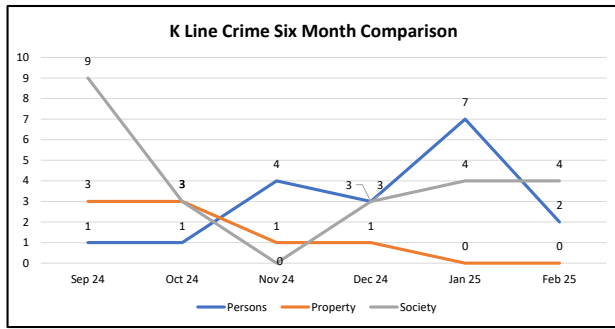
E Line	Feb 25	Jan 25	% Change
Crimes Against Persons			
Agg Assault	2	1	100.0%
Agg Assault on Op	0	0	0.0%
Battery	11	6	83.3%
Battery on Operator	0	0	0.0%
Homicide	0	0	0.0%
Rape	0	0	0.0%
Robbery	5	3	66.7%
Sex Offenses	1	0	100.0%
Subtotal	19	10	90.0%
Crimes Against Property			
Arson	0	0	0.0%
Bike Theft	0	0	0.0%
Burglary	2	1	100.0%
Larceny	2	10	-80.0%
Motor Vehicle Theft	0	0	0.0%
Vandalism	2	3	-33.3%
Subtotal	6	14	-57.1%
Crimes Against Society			
Narcotics	3	2	50.0%
Trespassing	8	9	-11.1%
Weapons	2	2	0.0%
Subtotal	13	13	0.0%
Total	38	37	2.7%



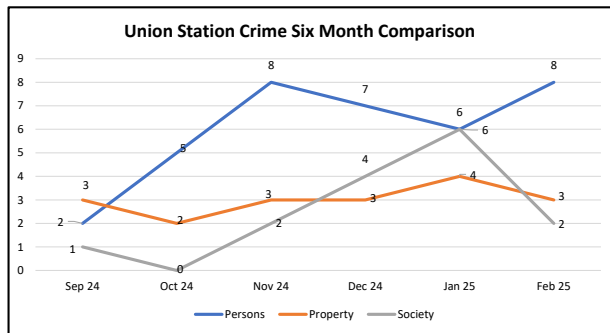
G (Orange) Line	Feb 25	Jan 25	% Change
Crimes Against Persons			
Agg Assault	2	1	100.0%
Agg Assault on Op	0	0	0.0%
Battery	1	4	-75.0%
Battery on Operator	0	0	0.0%
Homicide	0	0	0.0%
Rape	0	0	0.0%
Robbery	2	0	200.0%
Sex Offenses	0	0	0.0%
Subtotal	5	5	0.0%
Crimes Against Property			
Arson	0	0	0.0%
Bike Theft	0	0	0.0%
Burglary	0	0	0.0%
Larceny	2	1	100.0%
Motor Vehicle Theft	0	0	0.0%
Vandalism	0	0	0.0%
Subtotal	2	1	100.0%
Crimes Against Society			
Narcotics	2	5	-60.0%
Trespassing	1	0	100.0%
Weapons	0	0	0.0%
Subtotal	3	5	-40.0%
Total	10	11	-9.1%



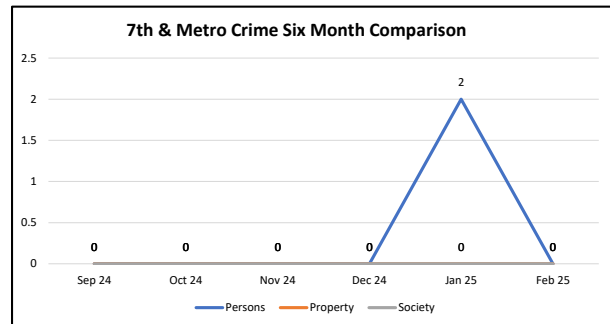
J (Silver) Line	Feb 25	Jan 25	% Change
Crimes Against Persons			
Agg Assault	1	1	0.0%
Agg Assault on Op	0	0	0.0%
Battery	0	0	0.0%
Battery on Operator	0	0	0.0%
Homicide	0	0	0.0%
Rape	0	0	0.0%
Robbery	1	0	100.0%
Sex Offenses	0	1	-100.0%
Subtotal	2	2	0.0%
Crimes Against Property			
Arson	0	0	0.0%
Bike Theft	0	0	0.0%
Burglary	0	0	0.0%
Larceny	1	2	-50.0%
Motor Vehicle Theft	0	0	0.0%
Vandalism	0	0	0.0%
Subtotal	1	2	200.0%
Crimes Against Society			
Narcotics	0	0	0.0%
Trespassing	0	0	0.0%
Weapons	0	1	-100.0%
Subtotal	0	1	-100.0%
Total	3	5	-40.0%



K Line	Feb 25	Jan 25	% Change
Crimes Against Persons			
Agg Assault	0	1	-100.0%
Agg Assault on Op	0	0	0.0%
Battery	2	6	-66.7%
Battery on Operator	0	0	0.0%
Homicide	0	0	0.0%
Rape	0	0	0.0%
Robbery	0	0	0.0%
Sex Offenses	0	0	0.0%
Subtotal	2	7	-71.4%
Crimes Against Property			
Arson	0	0	0.0%
Bike Theft	0	0	0.0%
Burglary	0	0	0.0%
Larceny	0	0	0.0%
Motor Vehicle Theft	0	0	0.0%
Vandalism	0	0	0.0%
Subtotal	0	0	0.0%
Crimes Against Society			
Narcotics	0	1	-100.0%
Trespassing	4	2	100.0%
Weapons	0	1	-100.0%
Subtotal	4	4	0.0%
Total	6	11	-45.5%



Union Station	Feb 25	Jan 25	% Change
Crimes Against Persons			
Agg Assault	1	2	-50.0%
Agg Assault on Op	0	0	0.0%
Battery	6	1	500.0%
Battery on Operator	0	0	0.0%
Homicide	0	0	0.0%
Rape	0	0	0.0%
Robbery	0	0	0.0%
Sex Offenses	1	3	-66.7%
Subtotal	8	6	33.3%
Crimes Against Property			
Arson	0	0	0.0%
Bike Theft	0	0	0.0%
Burglary	0	0	0.0%
Larceny	3	0	300.0%
Motor Vehicle Theft	0	1	-100.0%
Vandalism	0	3	-100.0%
Subtotal	3	4	-25.0%
Crimes Against Society			
Narcotics	1	0	100.0%
Trespassing	1	6	-83.3%
Weapons	0	0	0.0%
Subtotal	2	6	-66.7%
Total	13	16	-18.8%



7th & Metro	Feb 25	Jan 25	% Change
Crimes Against Persons			
Agg Assault	0	0	0.0%
Agg Assault on Op	0	0	0.0%
Battery	0	1	-100.0%
Battery on Operator	0	0	0.0%
Homicide	0	0	0.0%
Rape	0	0	0.0%
Robbery	0	1	-100.0%
Sex Offenses	0	0	0.0%
Subtotal	0	2	-100.0%
Crimes Against Property			
Arson	0	0	0.0%
Bike Theft	0	0	0.0%
Burglary	0	0	0.0%
Larceny	0	0	0.0%
Motor Vehicle Theft	0	0	0.0%
Vandalism	0	0	0.0%
Subtotal	0	0	0.0%
Crimes Against Society			
Narcotics	0	0	0.0%
Trespassing	0	0	0.0%
Weapons	0	0	0.0%
Subtotal	0	0	0.0%
Total	0	2	-100.0%