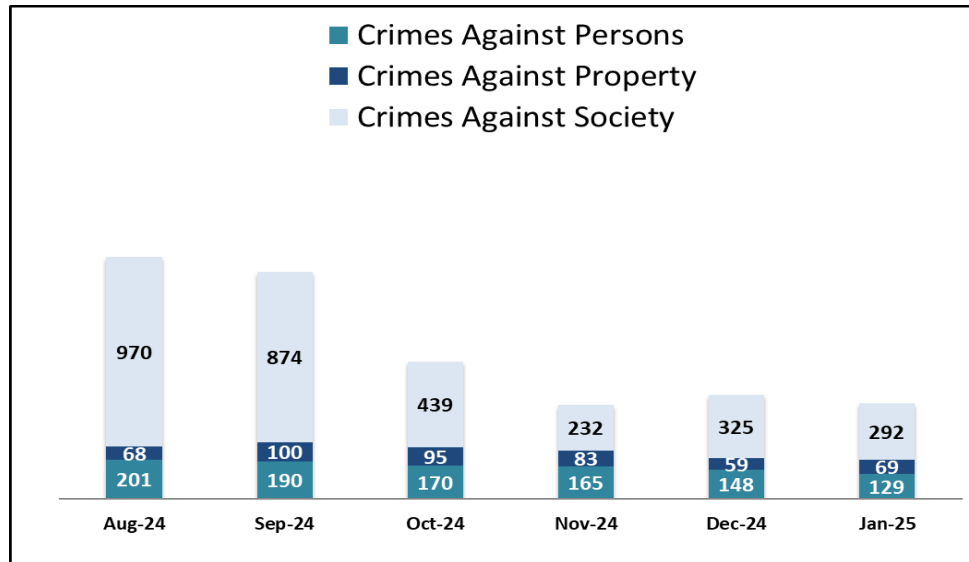


SYSTEMWIDE LAW ENFORCEMENT OVERVIEW

JANUARY 2025

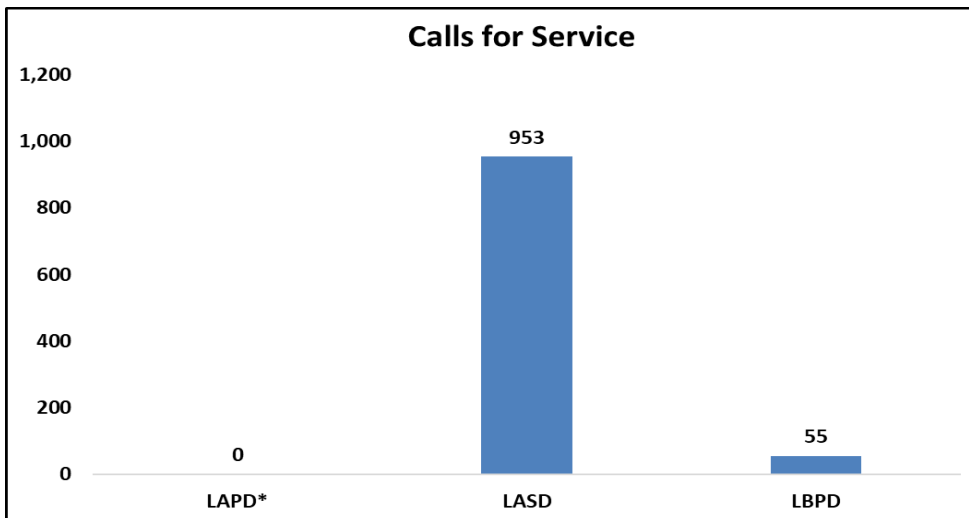
Attachment D

Total Crimes


Crimes Against Persons: violent crimes (i.e., homicide, aggravated assaults) are those in which the victims are always individuals

Crimes Against Property: crimes to obtain money, property, or some other benefit (i.e., theft, vandalism, robbery)

Crimes Against Society: represent society's prohibition against engaging in certain types of activity (i.e., drug violations)

Calls for Service


* LAPD Calls for Service data is currently unavailable

SYSTEMWIDE LAW ENFORCEMENT OVERVIEW

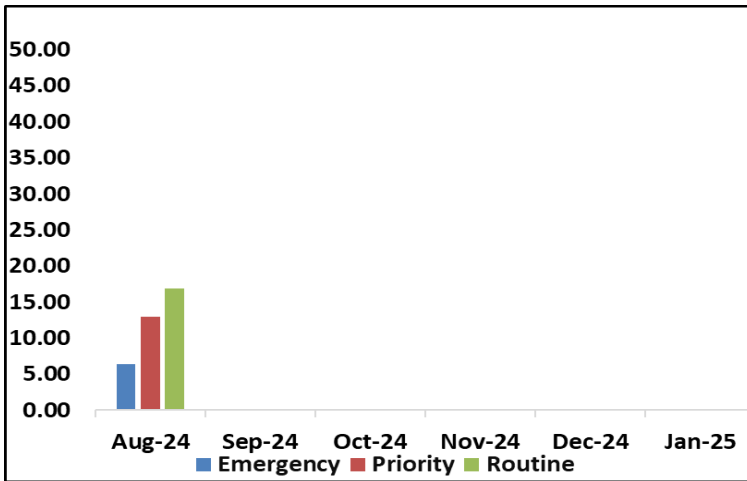
JANUARY 2025

Attachment D

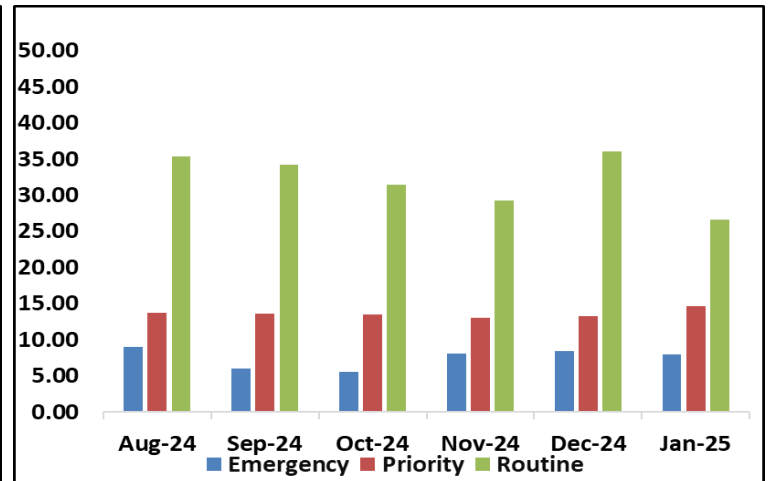
Average Incident Response Times

These graphs show how long it takes (in minutes) for LAPD, LASD, and LBPD to respond to Emergency, Priority, and Routine calls

LAPD

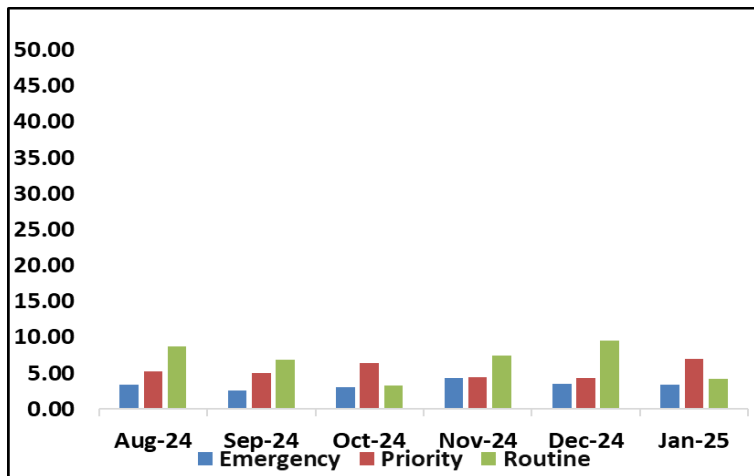


LASD



* LAPD Incident Response Times data is currently unavailable

LBPD



Transit Police

Monthly Crime Report


Attachment D

	2025	2024	%
	January	January	Change
CRIMES AGAINST PERSONS			
Homicide	0	0	0.0%
Rape	0	2	-100.0%
Robbery	20	19	5.3%
Aggravated Assault	24	25	-4.0%
Aggravated Assault on Operator	3	4	-25.0%
Battery	65	85	-23.5%
Battery on Operator	3	12	-75.0%
Sex Offenses	14	7	100.0%
SUB-TOTAL	129	154	-16.2%
CRIMES AGAINST PROPERTY			
Burglary	1	0	100.0%
Larceny	46	43	7.0%
Bike Theft	1	1	0.0%
Motor Vehicle Theft	4	4	0.0%
Arson	2	0	200.0%
Vandalism	15	10	50.0%
SUB-TOTAL	69	58	19.0%
CRIMES AGAINST SOCIETY			
Weapons	24	18	33.3%
Narcotics	121	69	75.4%
Trespassing	147	373	-60.6%
SUB-TOTAL	292	460	-36.5%
TOTAL	490	672	-27.1%
ENFORCEMENT EFFORTS			
Arrests	533	751	-29.0%
Citations	887	674	31.6%
Calls for Service	1,008	2,889	-65.1%



Metro

SYSTEM SECURITY & LAW ENFORCEMENT

MONTHLY, BI-ANNUAL, ANNUAL COMPARISON

JANUARY 2025

Attachment D

Crimes

Monthly

System-Wide	Jan-25	Jan-24	% Change
Crimes Against Persons	129	154	-16.23%
Crimes Against Property	69	58	18.97%
Crimes Against Society	292	460	-36.52%
Total	490	672	-27.08%

Six Months

System-Wide	Aug-24-Jan-25	Aug-23-Jan-24	% Change
Crimes Against Persons	1,003	1,108	-9.48%
Crimes Against Property	474	339	39.82%
Crimes Against Society	3,132	1,720	82.09%
Total	4,609	3,167	45.53%

Annual

System-Wide	Feb-24-Jan-25	Feb-23-Jan-24	% Change
Crimes Against Persons	2,032	2,204	-7.80%
Crimes Against Property	831	748	11.10%
Crimes Against Society	5,912	2,722	117.19%
Total	8,775	5,674	54.65%

Average Emergency Response Times

Monthly

Jan-25	Jan-24	% Change
3.78	5.47	-30.96%

Six Months

Aug-24-Jan-25	Aug-23-Jan-24	% Change
3.97	5.30	-25.07%

Annual

Feb-24-Jan-25	Feb-23-Jan-24	% Change
4.81	5.49	-12.37%

Bus Operator Assaults

Monthly

Jan-25	Jan-24	% Change
6	16	-62.50%

Six Months

Aug-24-Jan-25	Aug-23-Jan-24	% Change
56	91	-38.46%

Annual

Feb-24-Jan-25	Feb-23-Jan-24	% Change
138	175	-21.14%

Ridership

Monthly

Jan-25	Jan-24	% Change
25,358,363	24,147,542	5.01%

Six Months

Aug-24-Jan-25	Aug-23-Jan-24	% Change
159,347,257	148,053,076	7.63%

Annual

Feb-24-Jan-25	Feb-23-Jan-24	% Change
312,287,577	288,290,996	8.32%



Metro

SYSTEM SECURITY & LAW ENFORCEMENT

MONTHLY, BI-ANNUAL, ANNUAL COMPARISON

JANUARY 2025

Attachment D

