



SYSTEM SECURITY & LAW ENFORCEMENT

Attachment B

Total Crime Summary - September 2023

Part 1 Crimes 5-Year Trend - Systemwide

January - September	2019	2020	2021	2022	2023
Part 1 Crimes					
Agg Assault	207	191	293	360	416
Arson	1	5	7	5	0
Bike Theft	58	40	34	37	21
Burglary	6	4	14	11	12
Homicide	1	2	3	4	4
Larceny	592	312	282	395	381
Motor Vehicle Theft	18	12	10	12	36
Rape	6	5	13	9	11
Robbery	218	177	166	260	293
Totals	1,107	748	822	1,093	1,174

Part 1 Crimes 5-Year Trend September only - Systemwide

	Sep-19	Sep-20	Sep-21	Sep-22	Sep-23
Part 1 Crimes					
Agg Assault	20	18	39	34	34
Arson	0	0	0	0	0
Bike Theft	7	4	4	1	3
Burglary	2	0	2	1	1
Homicide	0	0	1	0	1
Larceny	47	22	42	35	44
Motor Vehicle Theft	2	1	1	1	2
Rape	0	0	2	0	3
Robbery	16	24	19	32	29
Totals	94	69	110	104	117

Part 1 Crimes 5-Year Trend - Rail

January - September	2019	2020	2021	2022	2023
Part 1 Crimes					
Agg Assault	122	125	192	232	278
Arson	1	5	7	4	0
Bike Theft	37	28	19	23	9
Burglary	6	4	14	9	11
Homicide	0	2	3	3	4
Larceny	366	235	215	278	284
Motor Vehicle Theft	17	10	6	6	33
Rape	6	5	12	8	11
Robbery	126	135	118	197	206
Totals	681	549	586	760	836

Part 1 Crimes 5-Year Trend September only - Rail

	Sep-19	Sep-20	Sep-21	Sep-22	Sep-23
Part 1 Crimes					
Agg Assault	7	13	27	20	22
Arson	0	0	0	0	0
Bike Theft	5	3	2	1	1
Burglary	2	0	2	1	1
Homicide	0	0	1	0	1
Larceny	31	18	34	28	36
Motor Vehicle Theft	2	1	1	1	2
Rape	0	0	2	0	3
Robbery	10	20	15	24	22
Totals	57	55	84	75	88

Part 1 Crimes 5-Year Trend - Bus

January - September	2019	2020	2021	2022	2023
Part 1 Crimes					
Agg Assault	85	66	101	128	138
Arson	0	0	0	1	0
Bike Theft	21	12	15	14	12
Burglary	0	0	0	2	1
Homicide	1	0	0	1	0
Larceny	226	77	67	117	97
Motor Vehicle Theft	1	2	4	6	3
Rape	0	0	1	1	0
Robbery	92	42	48	63	87
Totals	426	199	236	333	338

Part 1 Crimes 5-Year Trend September only - Bus

	Sep-19	Sep-20	Sep-21	Sep-22	Sep-23
Part 1 Crimes					
Agg Assault	13	5	12	14	12
Arson	0	0	0	0	0
Bike Theft	2	1	2	0	2
Burglary	0	0	0	0	0
Homicide	0	0	0	0	0
Larceny	16	4	8	7	8
Motor Vehicle Theft	0	0	0	0	0
Rape	0	0	0	0	0
Robbery	6	4	4	8	7
Totals	37	14	26	29	29

Part 2 Crimes 5-Year Trend - Systemwide

January - September	2019	2020	2021	2022	2023
Part 2 Crimes					
Battery	700	563	581	756	858
Narcotics	143	48	123	119	389
Sex Offenses	95	64	76	78	89
Trespassing	77	68	65	73	848
Vandalism	113	160	222	240	130
Weapons	35	23	34	41	85
Totals	1,163	926	1,101	1,307	2,399

Part 2 Crimes 5-Year Trend September only - Systemwide

	Sep-19	Sep-20	Sep-21	Sep-22	Sep-23
Part 2 Crimes					
Battery	79	53	58	61	117
Narcotics	16	12	10	18	50
Sex Offenses	8	10	10	6	7
Trespassing	9	3	4	1	98
Vandalism	10	20	29	18	14
Weapons	5	4	4	5	9
Totals	127	102	115	109	295

Part 2 Crimes 5-Year Trend - Rail

January - September	2019	2020	2021	2022	2023
Part 2 Crimes					
Battery	399	337	331	424	542
Narcotics	92	25	42	59	295
Sex Offenses	59	45	53	55	52
Trespassing	71	64	58	65	836
Vandalism	65	91	133	167	70
Weapons	29	16	18	25	63
Totals	715	578	635	795	1,858

Part 2 Crimes 5-Year Trend September only - Rail

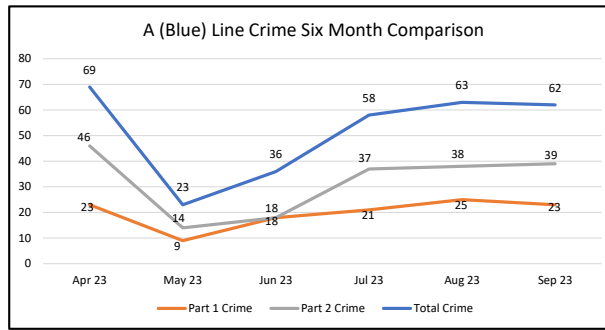
	Sep-19	Sep-20	Sep-21	Sep-22	Sep-23
Part 2 Crimes					
Battery	49	31	28	32	74
Narcotics	8	5	3	7	40
Sex Offenses	8	5	10	4	3
Trespassing	8	2	3	1	98
Vandalism	5	10	19	11	7
Weapons	4	2	3	2	7
Totals	82	55	66	57	229

Part 2 Crimes 5-Year Trend - Bus

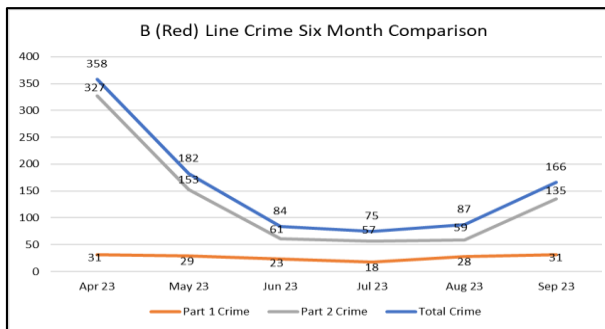
January - September	2019	2020	2021	2022	2023
Part 2 Crimes					
Battery	301	226	250	332	316
Narcotics	51	23	81	60	94
Sex Offenses	36	19	23	23	37
Trespassing	6	4	7	8	12
Vandalism	48	69	89	73	60
Weapons	6	7	16	16	22
Totals	448	348	466	512	541

Part 2 Crimes 5-Year Trend September only - Bus

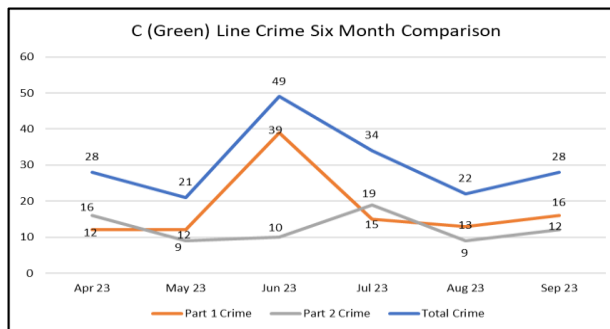
	Sep-19	Sep-20	Sep-21	Sep-22	Sep-23
Part 2 Crimes					
Battery	30	22	30	29	43
Narcotics	8	7	7	11	10
Sex Offenses	0	5	0	2	4
Trespassing	1	1	1	0	0
Vandalism	5	10	10	7	7
Weapons	1	2	1	3	2
Totals	45	47	49	52	66



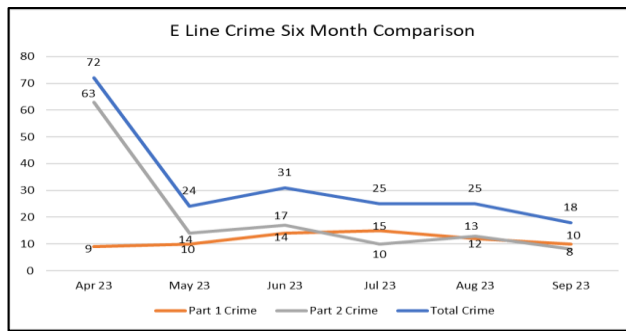
In September 2023, the A (Blue) Line saw a 1.6% decrease (62 vs 63) in total crime compared to the previous month. Part 1 crimes decreased by 8% (23 vs 25), which was a result of decreases in larceny and robbery incidents. Part 2 crimes increased overall by one. There were increases in sex offenses and trespassing, as well as decreases in weapons arrests.



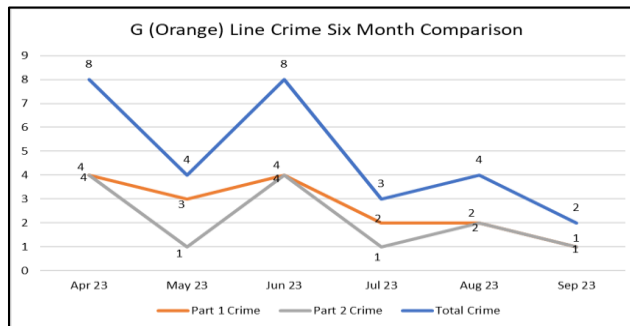
In September 2023, the B (Red) Line saw a 91% increase (166 vs 87) in total crime compared to the previous month. Part 1 crimes increased by 11% (31 vs 28). This was a result of one homicide, an increase in larceny incidents (12 vs 6), and an increase in robbery incidents (9 vs 5). In addition, there was a decrease in aggravated assault incidents (9 vs 17). Part 2 crimes increased by 129% in September compared to the previous month (135 vs 59). The increase was related to an increase in battery incidents (31 vs 23), an increase in narcotics arrests (25 vs 13), an increase in trespassing arrests (71 vs 17), an increase in vandalisms (3 vs 1), and an increase in weapons arrests (5 vs 3). There were no sex offenses reported which was a decrease from August (0 vs 2).



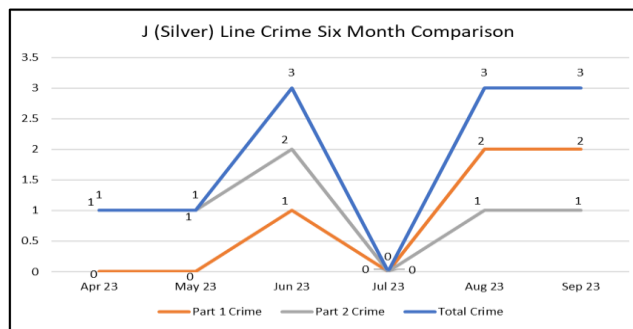
In September 2023, the C (Green) Line saw a 27% increase (28 vs 22) in total crime compared to the previous month. Part 1 crimes increased by 23% (16 vs 13). This was a result of an increase in larceny incidents as well as a rape incident that was reported for the month. Part 2 crimes increased by 33% (12 vs 9). This was a result of increases in battery and vandalism incidents, although there was a decrease in narcotics arrests.



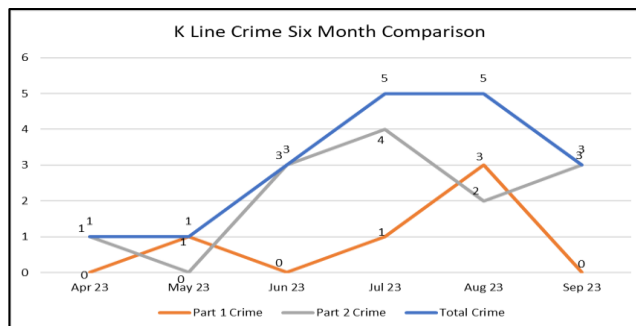
In September, the E Line saw a 28% decrease (18 vs 25) in total crime compared to the previous month. Part 1 crimes decreased by 17% (10 vs 12). This was a result of a decrease in aggravated assaults (2 vs 5) and a decrease in robbery incidents (3 vs 5), in addition to increases in burglary (1 vs 0) and larceny incidents (4 vs 2). Part 2 crimes decreased by 39% (8 vs 13), as a result of a decrease in battery (4 vs 6), trespassing (3 vs 4), sex offenses (0 vs 1), and weapons incidents (0 vs 1). There was also one narcotics arrest just as in the previous month (1 vs 1).



In September, the G (Orange) Line saw a decrease of 2 crimes (2 vs 4) compared to the previous month. Part 1 crimes decreased by one (1 vs 2), with one larceny incident as the only Part 1 crime for the month. Part 2 crimes also decreased by one (1 vs 2), which consisted of a single occurrence of vandalism (1 vs 0), and decreases in battery incidents (0 vs 1) and narcotics arrests (0 vs 1).



In September, crime on the J (Silver) Line remained unchanged from the previous month (3 vs 3). Part 1 crimes remained unchanged (2 vs 2), with an increase in larceny of one incident (1 vs 0) and a decrease in aggravated assault incidents of one (0 vs 1). Robbery incidents remained unchanged from the prior month with one incident reported. Part 2 crimes remained unchanged (1 vs 1) with one battery incident reported (1 vs 0) in addition to a decrease in trespassing (0 vs 1).



In September, the K (Crenshaw) Line saw a decrease of 40% in total crime (3 vs 5) compared to the previous month. Part 1 crimes decreased by 3 from the prior month (0 vs 3). This was attributed to a decrease in aggravated assaults (0 vs 2) and larceny incidents (0 vs 1). Part 2 crimes increased by 50% (3 vs 2) due to one battery incident (1 vs 0) and narcotics arrests (2 vs 0). In addition, there were decreases in trespassing (0 vs 1) and weapons arrests (0 vs 1).