



SYSTEM SECURITY & LAW ENFORCEMENT

Attachment C

Total Crime Summary - August 2023

Part 1 Crimes 5-Year Trend - Systemwide

January - August	2019	2020	2021	2022	2023
Part 1 Crimes					
Agg Assault	187	173	254	326	382
Arson	1	5	7	5	0
Bike Theft	51	36	30	36	18
Burglary	4	4	12	10	11
Homicide	1	2	2	4	3
Larceny	545	290	240	360	337
Motor Vehicle Theft	16	11	9	11	34
Rape	6	5	10	9	8
Robbery	202	153	147	228	264
Totals	1,013	679	711	989	1,057

Part 1 Crimes 5-Year Trend August only - Systemwide

	August 2019	August 2020	August 2021	August 2022	August 2023
Part 1 Crimes					
Agg Assault	23	29	36	41	61
Arson	0	0	0	2	0
Bike Theft	7	4	2	6	1
Burglary	0	0	1	0	0
Homicide	0	1	0	2	1
Larceny	75	30	42	27	39
Motor Vehicle Theft	0	2	3	1	2
Rape	2	0	1	1	0
Robbery	24	19	18	28	37
Totals	131	85	103	108	141

Part 1 Crimes 5-Year Trend - Rail

January - August	2019	2020	2021	2022	2023
Part 1 Crimes					
Agg Assault	115	112	165	212	256
Arson	1	5	7	4	0
Bike Theft	32	25	17	22	8
Burglary	4	4	12	8	10
Homicide	0	2	2	3	3
Larceny	335	217	181	250	248
Motor Vehicle Theft	15	9	5	5	31
Rape	6	5	9	8	8
Robbery	116	115	103	173	184
Totals	624	494	501	685	748

Part 1 Crimes 5-Year Trend August only - Rail

	August 2019	August 2020	August 2021	August 2022	August 2023
Part 1 Crimes					
Agg Assault	17	19	24	28	35
Arson	0	0	0	1	0
Bike Theft	4	1	1	5	1
Burglary	0	0	1	0	0
Homicide	0	1	0	2	1
Larceny	46	26	35	15	30
Motor Vehicle Theft	0	1	1	1	1
Rape	2	0	1	1	0
Robbery	14	16	12	18	26
Totals	83	64	75	71	94

Part 1 Crimes 5-Year Trend - Bus

January - August	2019	2020	2021	2022	2023
Part 1 Crimes					
Agg Assault	72	61	89	114	126
Arson	0	0	0	1	0
Bike Theft	19	11	13	14	10
Burglary	0	0	0	2	1
Homicide	1	0	0	1	0
Larceny	210	73	59	110	89
Motor Vehicle Theft	1	2	4	6	3
Rape	0	0	1	1	0
Robbery	86	38	44	55	80
Totals	389	185	210	304	309

Part 1 Crimes 5-Year Trend August only - Bus

	August 2019	August 2020	August 2021	August 2022	August 2023
Part 1 Crimes					
Agg Assault	6	10	12	13	26
Arson	0	0	0	1	0
Bike Theft	3	3	1	1	0
Burglary	0	0	0	0	0
Homicide	0	0	0	0	0
Larceny	29	4	7	12	9
Motor Vehicle Theft	0	1	2	0	1
Rape	0	0	0	0	0
Robbery	10	3	6	10	11
Totals	48	21	28	37	47

Part 2 Crimes 5-Year Trend - Systemwide

January - August	2019	2020	2021	2022	2023
Part 2 Crimes					
Battery	621	510	523	695	741
Narcotics	127	36	113	101	339
Sex Offenses	87	54	66	72	82
Trespassing	68	65	61	72	750
Vandalism	103	140	193	222	116
Weapons	30	19	30	36	76
Totals	1,036	824	986	1,198	2,104

Part 2 Crimes 5-Year Trend August only - Systemwide

	August 2019	August 2020	August 2021	August 2022	August 2023
Part 2 Crimes					
Battery	75	80	85	90	92
Narcotics	28	6	1	23	41
Sex Offenses	6	7	9	9	8
Trespassing	11	7	11	11	40
Vandalism	11	23	25	20	6
Weapons	7	3	2	13	13
Totals	138	126	133	166	200

Part 2 Crimes 5-Year Trend - Rail

January - August	2019	2020	2021	2022	2023
Part 2 Crimes					
Battery	350	306	303	392	468
Narcotics	84	20	39	52	255
Sex Offenses	51	40	43	51	49
Trespassing	63	62	55	64	738
Vandalism	60	81	114	156	63
Weapons	25	14	15	23	56
Totals	633	523	569	738	1,629

Part 2 Crimes 5-Year Trend August only - Rail

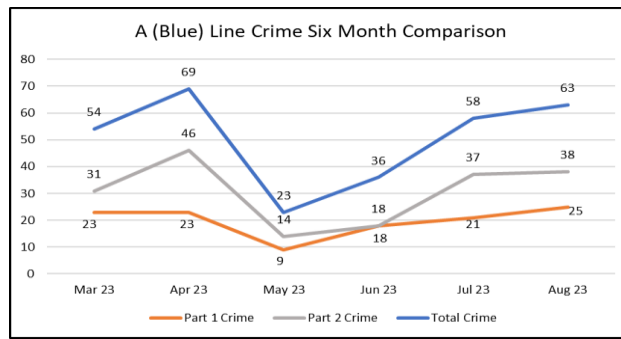
	August 2019	August 2020	August 2021	August 2022	August 2023
Part 2 Crimes					
Battery	43	49	46	41	56
Narcotics	13	3	0	7	29
Sex Offenses	3	6	7	4	6
Trespassing	10	6	11	10	39
Vandalism	9	9	17	11	4
Weapons	6	2	1	7	9
Totals	84	75	82	80	143

Part 2 Crimes 5-Year Trend - Bus

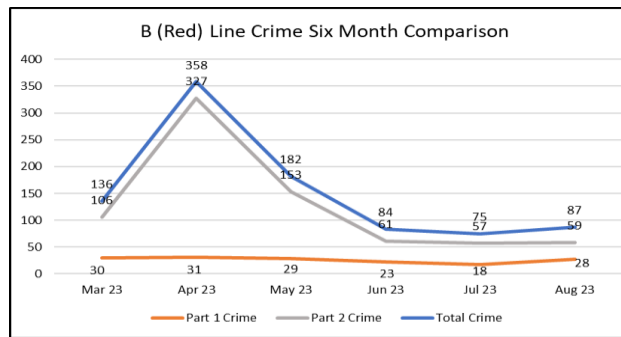
January - August	2019	2020	2021	2022	2023
Part 2 Crimes					
Battery	271	204	220	303	273
Narcotics	43	16	74	49	84
Sex Offenses	36	14	23	21	33
Trespassing	5	3	6	8	12
Vandalism	43	59	79	66	53
Weapons	5	5	15	13	20
Totals	403	301	417	460	475

Part 2 Crimes 5-Year Trend August only - Bus

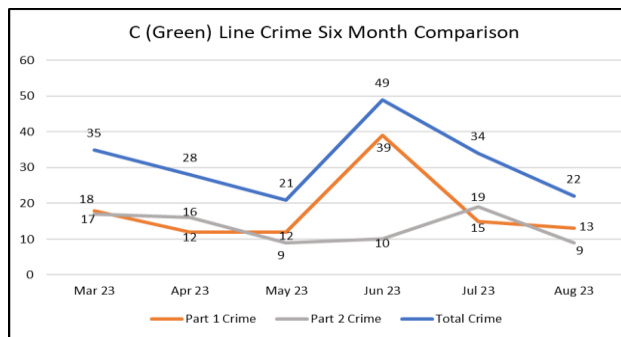
	August 2019	August 2020	August 2021	August 2022	August 2023
Part 2 Crimes					
Battery	32	31	39	49	36
Narcotics	15	3	1	16	12
Sex Offenses	3	1	2	5	2
Trespassing	1	1	0	1	1
Vandalism	2	14	8	9	2
Weapons	1	1	1	6	4
Totals	54	51	51	86	57



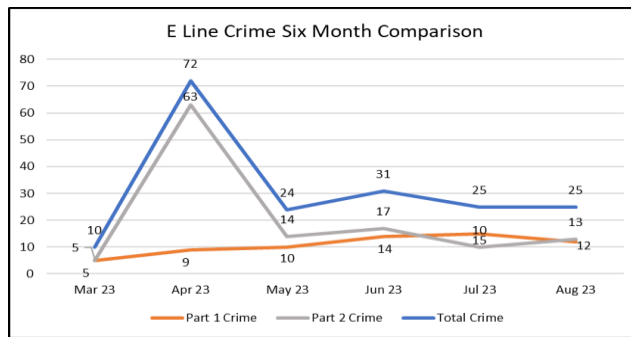
In August 2023, the A (Blue) Line saw a 9% increase (63 vs 58) in total crime compared to the previous month. Part 1 crimes increased by 19% (25 vs 21), which was a result of 9 additional larceny, robbery, and bike theft incidents. There was also a decline in aggravated assaults (5 vs 8) and motor vehicle thefts (0 vs 2). Part 2 crimes increased overall by one. There were increases in narcotics and weapons arrests (9 vs 8 and 4 vs 1, respectively), as well as decreases in battery (13 vs 14), trespassing (9 vs 10), and vandalism (2 vs 3).



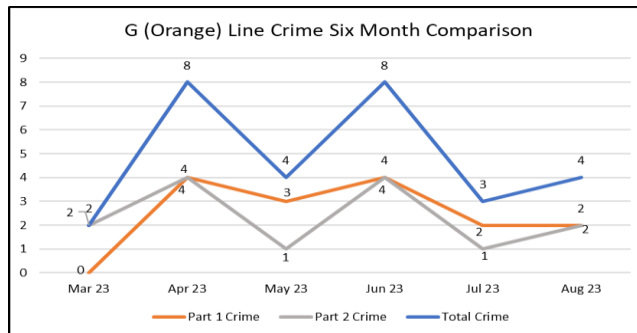
In August 2023, the B (Red) Line saw a 16% increase (87 vs 75) in total crime compared to the previous month. Part 1 crimes increased overall by 56% (28 vs 18). This was a result of an increase of 11 aggravated assaults, larceny, and robbery incidents. Part 2 crimes increased by an overall total of 2 crimes. The increase was related to an increase of 7 batteries (23 vs 16) and one more weapons arrest than the prior month (3 vs 2). There was a total decrease of 6 crimes for the following: sex offenses (2 vs 3), trespassing (17 vs 18), vandalism (1 vs 2), and narcotics arrests (13 vs 16).



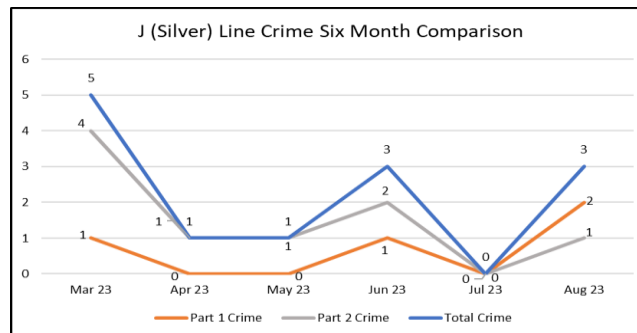
In August 2023, the C (Green) Line saw a 35% decrease (22 vs 34) in total crime compared to the previous month. Part 1 crimes decreased by 13% (13 vs 15). This was a result of 4 less crimes in bike theft, burglary, and larceny, however, there was one homicide and one robbery incident that occurred. Part 2 crimes decreased by 53% (9 vs 19). This was a result of decreases in battery (2 vs 3), trespassing (1 vs 4), vandalism (1 vs 4), narcotics (5 vs 7) and weapons crimes (0 vs 1).



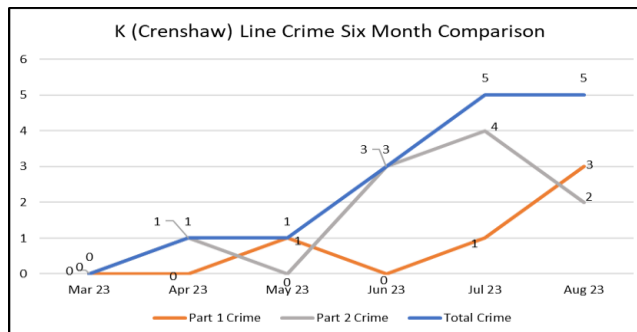
In August, the E Line remained unchanged (25 vs 25) in total crime compared to the previous month. Part 1 crimes decreased by 20% (12 vs 15). This was a result of 7 less aggravated assaults (5 vs 12) and larceny (2 vs 7) incidents. There was an increase of 4 robberies on the E Line. Part 2 crimes increased by 30% (13 vs 10), as a result of an increase in battery (6 vs 5), trespassing (4 vs 3), and weapons crime (1 vs 0), with the weapons crime as an arrest.



In August, the G (Orange) Line saw an increase of one crime in total (4 vs 3) compared to the previous month. Part 1 crimes remained unchanged (2 vs 2), although there was one robbery incident (1 vs 0) that occurred. There were no aggravated assaults reported (0 vs 1). Part 2 crimes increased by one incident, which consisted of a single occurrence of a battery and a narcotics arrest, in addition to a decrease in trespassing (0 vs 1).



In August, the J (Silver) Line saw an increase in Part 1 crimes of 2 from the previous month, which consisted of an aggravated assault and a robbery. Part 2 crimes increased by 1, which was a trespassing incident.



In August, the K (Crenshaw) Line remained unchanged (5 vs 5) in total crime compared to the previous month. Part 1 crimes increased by 2 from the prior month. This was attributed to 2 aggravated assaults and one larceny incident. Part 2 crimes decreased by 50% (2 vs 4) due to a drop in battery and sex offense incidents, which had each seen one incident in the previous month. There was a single trespasser and one weapons crime which resulted in an arrest.