

Frontline Safety – Additional Data (April 2025)

Operator Safety

Figures A and B provide context on operator assaults in April compared to prior months and years. Figures C and D illustrate the methods and reasons for assaults, respectively.

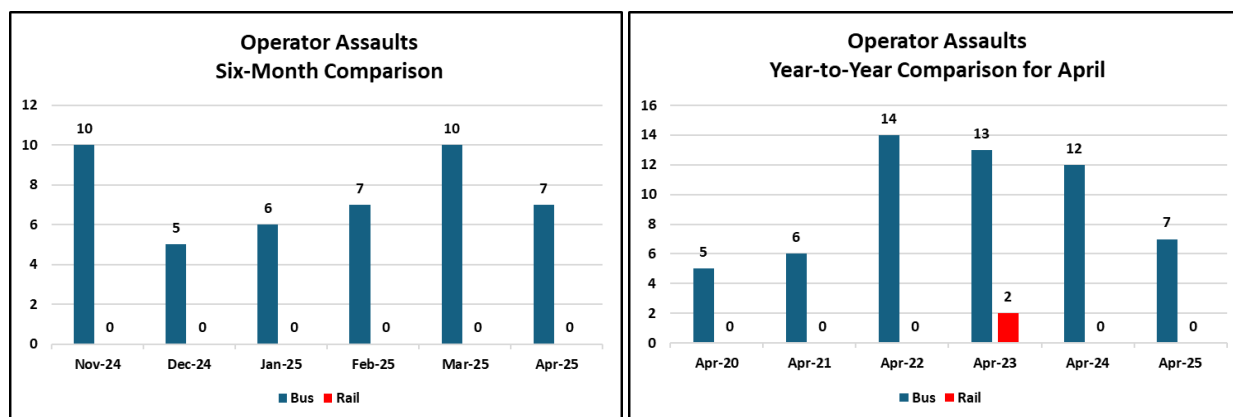


Figure A (Left) and Figure B (Right)

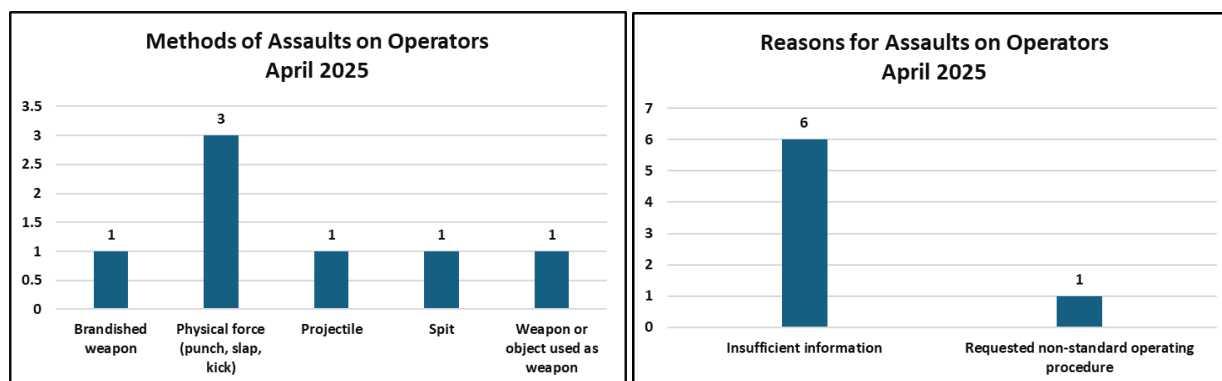


Figure C (Left) and Figure D (Right)

For more details on each report of an operator assault, see the next page.

Attachment H

Date	Time	Line	Bus	Intersection/City	Narrative	Barrier	Reason	Method	Transported to Hospital?
4/4/2025	11:20	901	N/A	5373 Lankershim Blvd.	Bus operator and suspect engaged in mutual combat.	Outside of operator area	Insufficient information	Physical force (punch, slap, kick)	Yes
4/9/2025	13:17	78	1982	Fremont Av & Main St, Alhambra	Suspect backed her wheelchair into bus operator on purpose while operator was assisting suspect.	Outside of operator area	Insufficient information	Weapon or object used as weapon	No
4/14/2025	23:35	40	6038	Martin Luther King & Arlington Ave.	Suspect attempted to get to victim through barrier, suspect pushed barrier causing victim to fall back.	Barrier present - closed	Insufficient information	Physical force (punch, slap, kick)	No
4/16/2025	1:30	234	1755	Sepulveda & Ventura	Suspect became upset with operator and brandished a knife.	Barrier present - closed	Insufficient information	Brandished weapon	No
4/18/2025	5:53	601	4195	Desoto & Burbank	Suspect sprayed victim with pepper spray and fled location.	Barrier present - closed	Insufficient information	Projectile	No
4/22/2025	21:50	210	1774	Beverly Blvd & North Western Ave.	Suspect became upset and spat in victim's face and arm through the barrier door because operator refused to allow suspect to alight bus in the middle of the street.	Barrier present - closed	Requested non-standard operating procedure	Spit	No
4/27/2025	6:15	18	1672	6th & Kenmore	Suspect spat in victim's face causing victim and suspect to engage in mutual combat.	Outside of operator area	Insufficient information	Physical force (punch, slap, kick)	No

Assaults per Vehicle Revenue Mile

The Federal Transit Administration (FTA)'s National Transit Database (NTD) added an assaults per vehicle revenue mile (VRM) requirement as part of the reporting of assaults on transit workers from transportation agencies. While transit agencies are required to report this metric annually to the NTD, this report will provide a monthly update, showing the most recent 12-month rolling average. Due to Metro's vast service area (measured in Vehicle Revenue Miles), the metric is normalized by 100,000 miles.

The rolling yearly average rate of assaults on transit workers (including rail, bus, and other frontline workers) per 100,000 vehicle revenue miles in April 2025 was 1.12, compared to 1.17 in March 2025. This means that over the last 12 months ending April 2025, there was an average of 1.12 assaults per 100,000 revenue miles, a 4.4% decrease compared to the 12 months ending March 2025.

Other Frontline Staff Safety

Figures E and F illustrate assault methods and reasons, respectively.

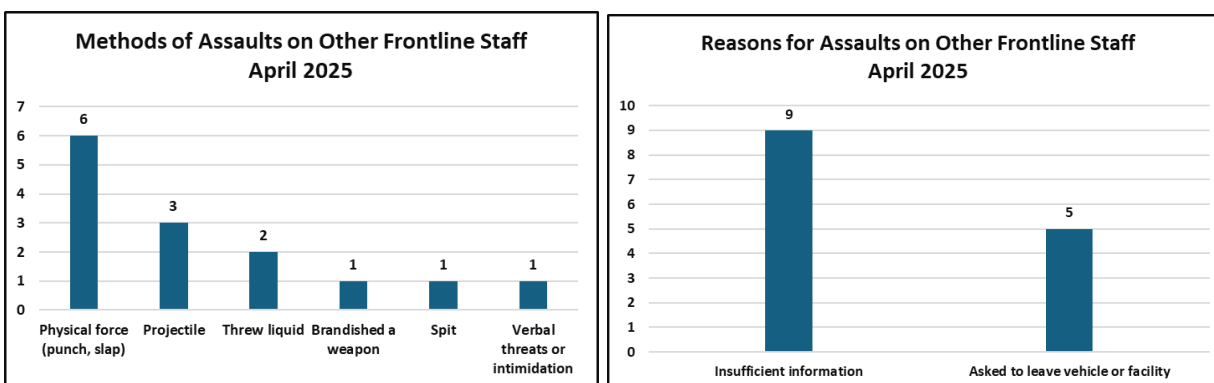


Figure E (Left) and Figure F (Right)