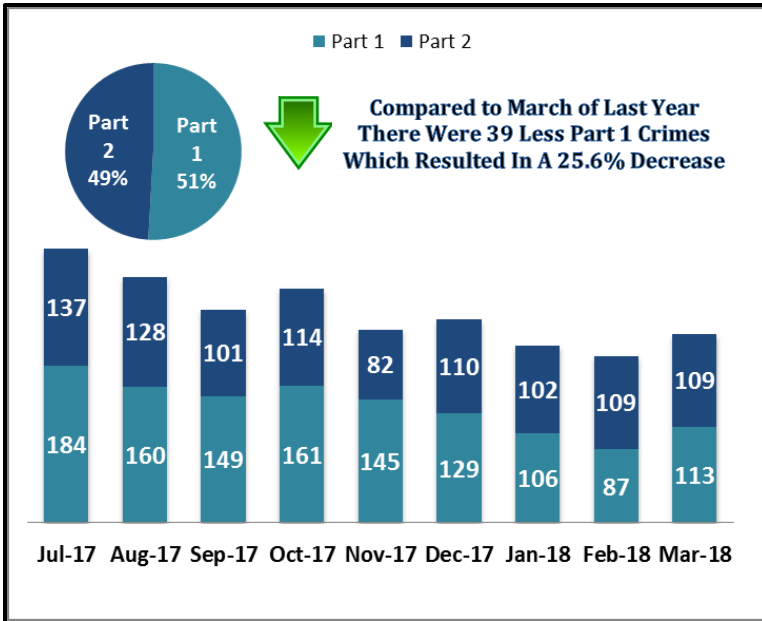


# SYSTEM-WIDE LAW ENFORCEMENT OVERVIEW

MARCH 2018

Attachment A

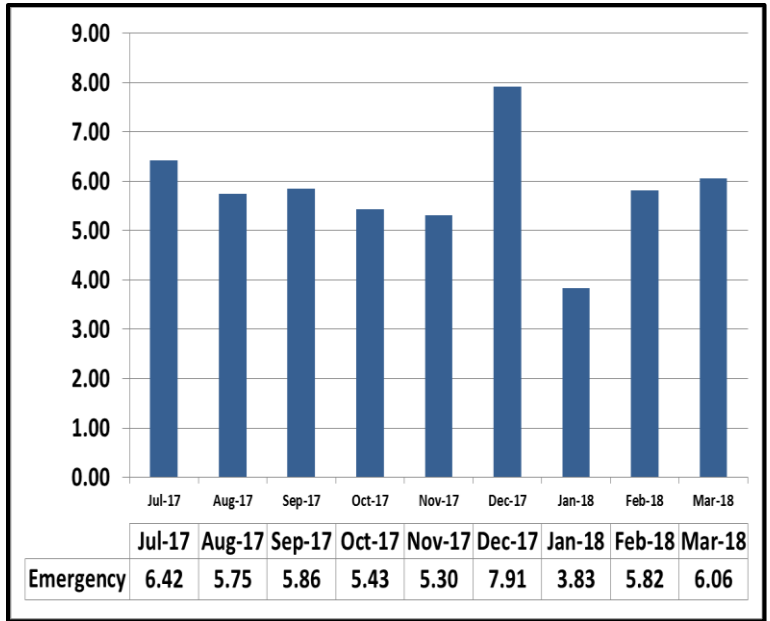
## Part 1 & Part 2 Crimes



For the month of March 2018, Part 1 crime activity is down by 25.6% system-wide compared to the same period last year. In a monthly contrast, there were 26 more Part 1 crimes in March than in February, resulting in a 23% increase.

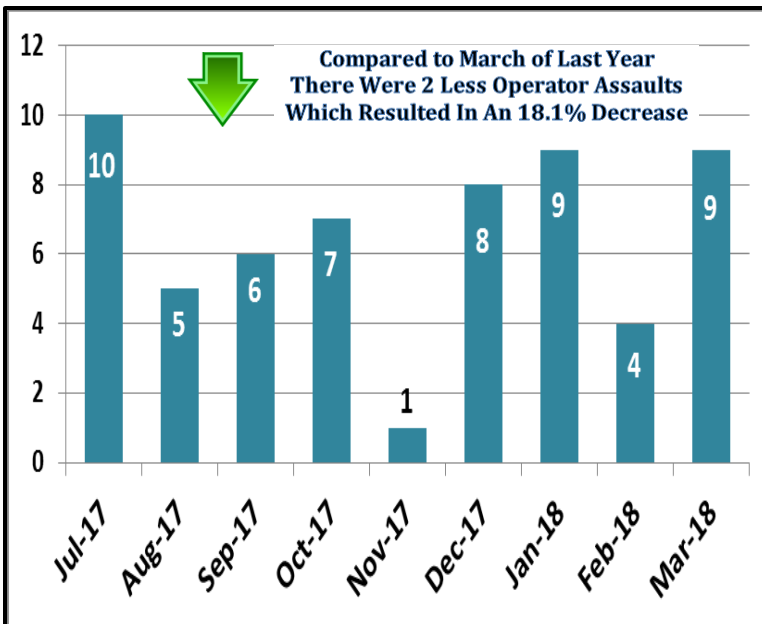
Part 2 crime activity is down 5.2% system-wide compared to the same period last year. In a monthly contrast, there was the same amount of Part 2 crimes in March than in February.

## Average Emergency Response Times



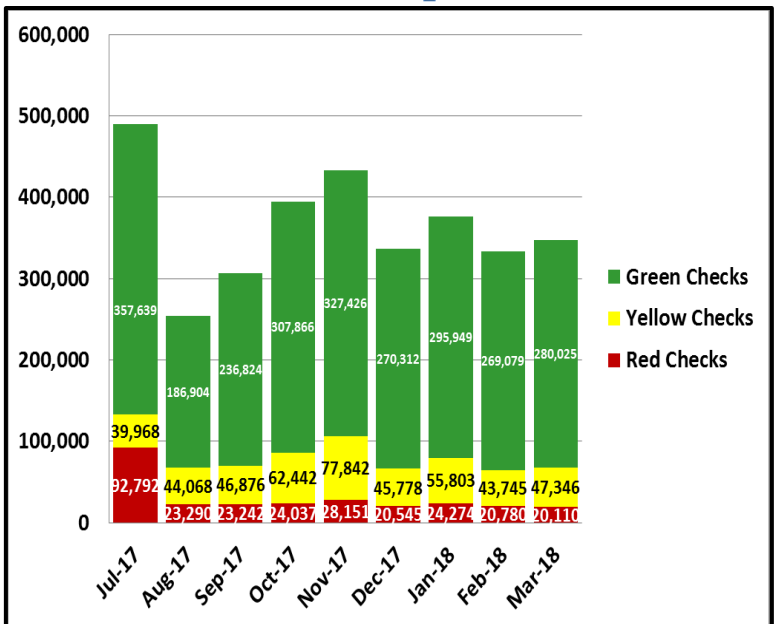
Average emergency response times were 6.06 mins.

## Bus Operator Assaults



There were a total of 9 Bus Operator Assaults. Comparing the Bus Operator Assaults from the same period last year, there were 11 Operator Assaults last year resulting in a 18.1% decrease.

## Fare Compliance



**Green Checks**- Occurs when a patron has valid fare

**Yellow Checks**- Occurs when a patron has valid fare, but did not tap at transfer station

**Red Checks**- Occurs when a patron has invalid fare