



# SYSTEM SECURITY & LAW ENFORCEMENT

Attachment D

## Total Crime Summary - December 2023

**Part 1 Crimes 5-Year Trend - Systemwide**

January - December	2019	2020	2021	2022	2023
<b>Part 1 Crimes</b>					
Agg Assault	274	269	412	478	536
Arson	1	5	9	6	0
Bike Theft	72	50	44	44	25
Burglary	8	9	16	13	16
Homicide	1	3	5	6	6
Larceny	743	383	388	510	481
Motor Vehicle Theft	22	19	13	17	43
Rape	9	9	14	12	13
Robbery	287	219	257	349	394
<b>Totals</b>	<b>1,417</b>	<b>966</b>	<b>1,158</b>	<b>1,435</b>	<b>1,514</b>

**Part 1 Crimes 5-Year Trend December only - Systemwide**

	Dec-19	Dec-20	Dec-21	Dec-22	Dec-23
<b>Part 1 Crimes</b>					
Agg Assault	31	21	33	32	40
Arson	0	0	1	0	0
Bike Theft	2	4	6	1	0
Burglary	1	1	0	1	3
Homicide	0	0	0	0	2
Larceny	54	25	31	36	36
Motor Vehicle Theft	3	2	2	1	2
Rape	0	1	0	1	0
Robbery	18	20	41	31	32
<b>Totals</b>	<b>109</b>	<b>74</b>	<b>114</b>	<b>103</b>	<b>115</b>

**Part 1 Crimes 5-Year Trend - Rail**

January - December	2019	2020	2021	2022	2023
<b>Part 1 Crimes</b>					
Agg Assault	156	174	264	310	356
Arson	1	5	9	5	0
Bike Theft	49	33	26	29	13
Burglary	8	8	15	10	14
Homicide	0	3	5	5	6
Larceny	463	284	292	360	357
Motor Vehicle Theft	20	17	9	10	40
Rape	9	9	13	11	13
Robbery	173	165	190	267	269
<b>Totals</b>	<b>879</b>	<b>698</b>	<b>823</b>	<b>1,007</b>	<b>1,068</b>

**Part 1 Crimes 5-Year Trend December only - Rail**

	Dec-19	Dec-20	Dec-21	Dec-22	Dec-23
<b>Part 1 Crimes</b>					
Agg Assault	20	12	20	18	29
Arson	0	0	1	0	0
Bike Theft	1	2	5	1	0
Burglary	1	1	0	1	2
Homicide	0	0	0	0	2
Larceny	36	19	24	28	29
Motor Vehicle Theft	2	2	2	1	2
Rape	0	1	0	1	0
Robbery	10	11	36	25	19
<b>Totals</b>	<b>70</b>	<b>48</b>	<b>88</b>	<b>75</b>	<b>83</b>

**Part 1 Crimes 5-Year Trend - Bus**

January - December	2019	2020	2021	2022	2023
<b>Part 1 Crimes</b>					
Agg Assault	118	95	148	168	180
Arson	0	0	0	1	0
Bike Theft	23	17	18	15	12
Burglary	0	1	1	3	2
Homicide	1	0	0	1	0
Larceny	280	99	96	150	124
Motor Vehicle Theft	2	2	4	7	3
Rape	0	0	1	1	0
Robbery	114	54	67	82	125
<b>Totals</b>	<b>538</b>	<b>268</b>	<b>335</b>	<b>428</b>	<b>446</b>

**Part 1 Crimes 5-Year Trend December only - Bus**

	Dec-19	Dec-20	Dec-21	Dec-22	Dec-23
<b>Part 1 Crimes</b>					
Agg Assault	11	9	13	14	11
Arson	0	0	0	0	0
Bike Theft	1	2	1	0	0
Burglary	0	0	0	0	1
Homicide	0	0	0	0	0
Larceny	18	6	7	8	7
Motor Vehicle Theft	1	0	0	0	0
Rape	0	0	0	0	0
Robbery	8	9	5	6	13
<b>Totals</b>	<b>39</b>	<b>26</b>	<b>26</b>	<b>28</b>	<b>32</b>

**Part 2 Crimes 5-Year Trend - Systemwide**

January - December	2019	2020	2021	2022	2023
<b>Part 2 Crimes</b>					
Battery	906	715	839	996	1,171
Narcotics	219	81	148	155	568
Sex Offenses	121	81	100	102	115
Trespassing	120	85	92	126	1,635
Vandalism	149	213	286	286	184
Weapons	52	33	45	56	128
<b>Totals</b>	<b>1,567</b>	<b>1,208</b>	<b>1,510</b>	<b>1,721</b>	<b>3,801</b>

**Part 2 Crimes 5-Year Trend December only - Systemwide**

	Dec-19	Dec-20	Dec-21	Dec-22	Dec-23
<b>Part 2 Crimes</b>					
Battery	67	43	86	74	94
Narcotics	27	8	7	22	60
Sex Offenses	5	4	9	9	7
Trespassing	18	5	6	18	318
Vandalism	8	22	13	15	13
Weapons	3	3	2	8	17
<b>Totals</b>	<b>128</b>	<b>85</b>	<b>123</b>	<b>146</b>	<b>509</b>

**Part 2 Crimes 5-Year Trend - Rail**

January - December	2019	2020	2021	2022	2023
<b>Part 2 Crimes</b>					
Battery	511	422	479	568	737
Narcotics	131	37	53	71	444
Sex Offenses	70	59	73	71	68
Trespassing	113	77	84	111	1,615
Vandalism	84	126	181	198	96
Weapons	39	22	24	33	94
<b>Totals</b>	<b>948</b>	<b>743</b>	<b>894</b>	<b>1,052</b>	<b>3,054</b>

**Part 2 Crimes 5-Year Trend December only - Rail**

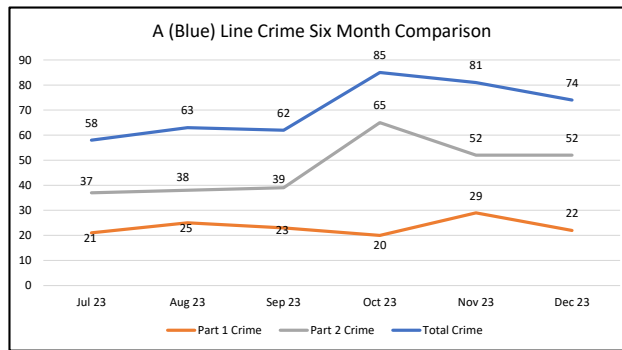
	Dec-19	Dec-20	Dec-21	Dec-22	Dec-23
<b>Part 2 Crimes</b>					
Battery	38	24	48	48	58
Narcotics	18	2	4	10	51
Sex Offenses	5	3	8	7	3
Trespassing	18	5	6	14	318
Vandalism	3	16	10	10	6
Weapons	1	1	1	5	10
<b>Totals</b>	<b>83</b>	<b>51</b>	<b>77</b>	<b>94</b>	<b>446</b>

**Part 2 Crimes 5-Year Trend - Bus**

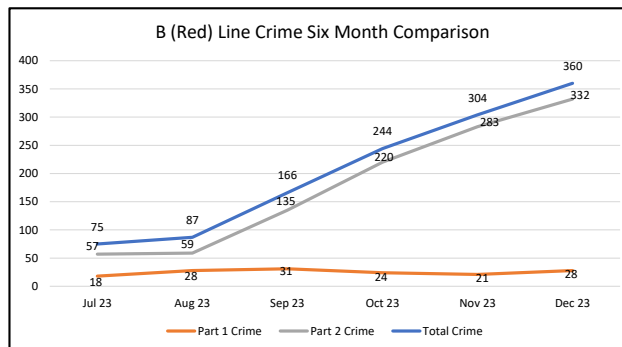
January - December	2019	2020	2021	2022	2023
<b>Part 2 Crimes</b>					
Battery	395	293	360	428	434
Narcotics	88	44	95	84	124
Sex Offenses	51	22	27	31	47
Trespassing	7	8	8	15	20
Vandalism	65	87	105	88	88
Weapons	13	11	21	23	34
<b>Totals</b>	<b>619</b>	<b>465</b>	<b>616</b>	<b>669</b>	<b>747</b>

**Part 2 Crimes 5-Year Trend December only - Bus**

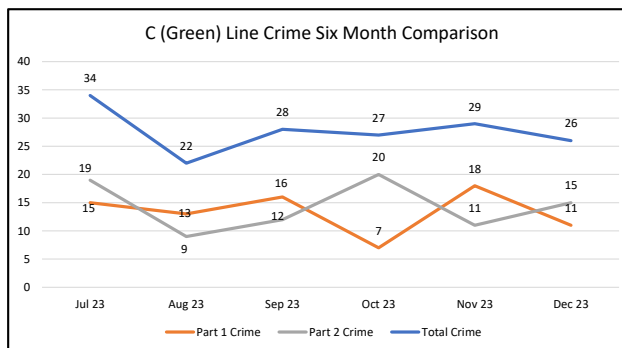
	Dec-19	Dec-20	Dec-21	Dec-22	Dec-23
<b>Part 2 Crimes</b>					
Battery	29	19	38	26	36
Narcotics	9	6	3	12	9
Sex Offenses	0	1	1	2	4
Trespassing	0	0	0	4	0
Vandalism	5	6	3	5	7
Weapons	2	2	1	3	7
<b>Totals</b>	<b>45</b>	<b>34</b>	<b>46</b>	<b>52</b>	<b>63</b>



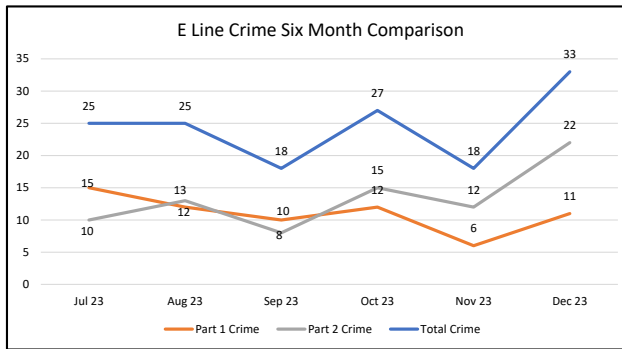
In December, the A (Blue) Line saw a 8.6% decrease in total crime compared to the previous month (74 vs 81). Part 1 crimes decreased by 24% (22 vs 29) which was a result of decreases in robberies (2 vs 13) and bike thefts (0 vs 2). Part 2 crimes remained unchanged (52 vs 52) mainly due to decreases in batteries (11 vs 15), vandalism (1 vs 3), and weapons arrests (2 vs 5), and increases in narcotics (8 vs 3) and trespassing arrests (29 vs 25).



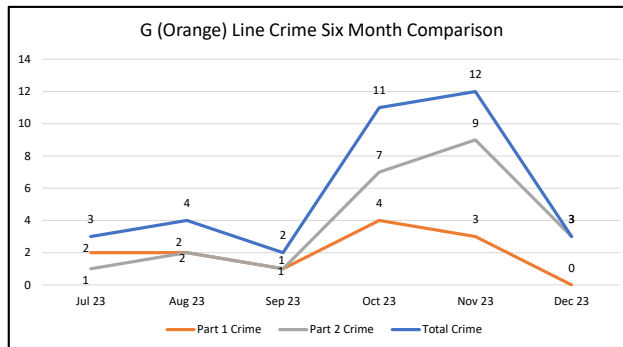
In December, the B (Red) Line saw a 18.4% increase in total crime compared to the previous month (360 vs 304). Part 1 crimes increased by 33% (28 vs 21) as a result of increases in aggravated assaults (13 vs 9), robberies (8 vs 5), and larcenies (7 vs 6). Part 2 crimes increased by 17.3% (332 vs 283). This was due to increases in trespassing (266 vs 211) and batteries (25 vs 22).



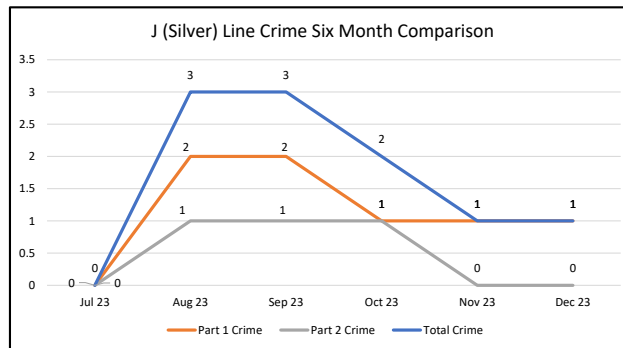
In December, the C (Green) Line saw a 10.3% decrease (26 vs 29) in total crime compared to the previous month. Part 1 crimes decreased by 39% (11 vs 18) as a result of decreases in larcenies (4 vs 9), bike thefts (0 vs 1), and robberies (3 vs 4). Part 2 crimes increased by 36% (15 vs 11). This was a result of increases in narcotics (5 vs 3) and trespassing arrests (7 vs 1), while also experiencing decreases in batteries (2 vs 3) and vandalism (0 vs 3).



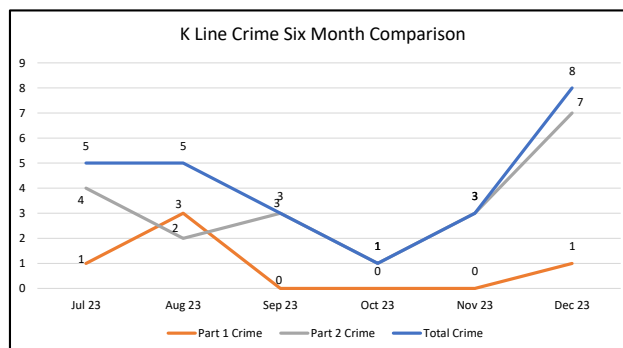
In December, the E Line saw an 83% increase (33 vs 18) in total crime compared to the previous month. Part 1 crimes increased from 6 to 11 crimes as a result of increases in larcenies (3 vs 1) and robberies (6 vs 2). Part 2 crimes increased by 83% (22 vs 12) due to increases in batteries (8 vs 4), vandalism (1 vs 0), narcotics (2 vs 1), and trespassing arrests (11 vs 6).



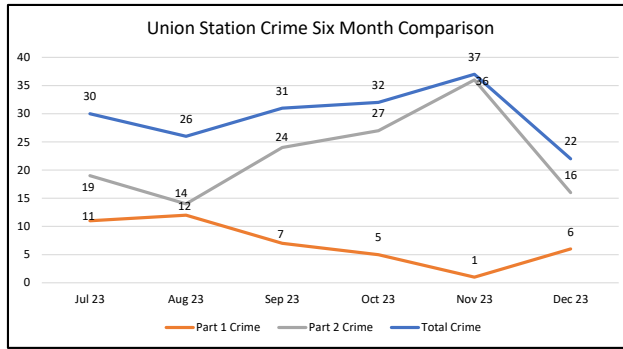
In December, the G (Orange) Line saw a decrease in crime of 75% (3 vs 12) from the previous month. Part 1 crimes decreased from 3 to 0 due to decreases in aggravated assaults (0 vs 1) and robberies (0 vs 2). Part 2 crimes decreased by 67% due to decreases in narcotics arrests, vandalism, and weapons arrests.



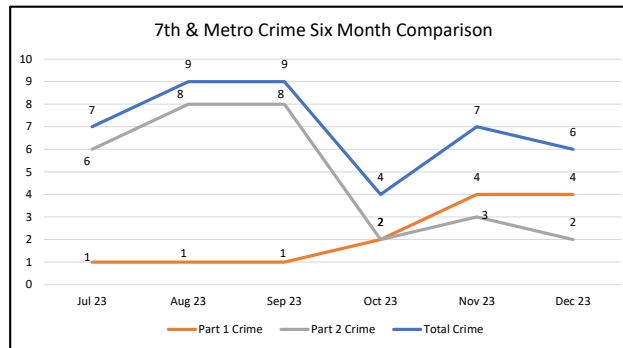
In December, crime on the J (Silver) Line remained unchanged (1 vs 1) from the previous month. There was one aggravated assault on the line during the month.



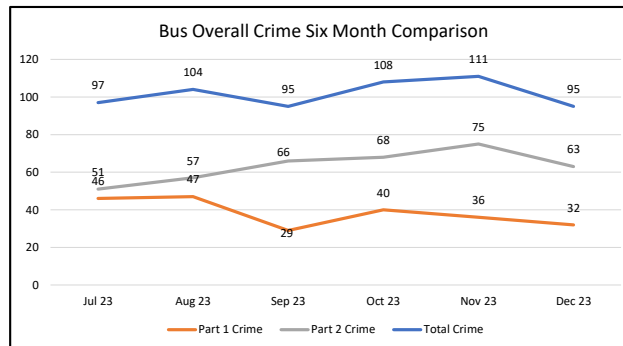
In December, crime on the K Line increased by 167% (8 vs 3) from the previous month. There was one Part 1 crime (one homicide) and seven Part 2 crimes. There were increases in narcotics arrests (4 vs 0) and weapons arrests (1 vs 0).



In December, crime at Union Station decreased by 41% (22 vs 37). Part 1 crimes increased from 1 to 6 as a result of increases in larcenies (5 vs 1) and aggravated assaults (1 vs 0). Part 2 crimes decreased by 56% (16 vs 36) which was due to an 87% decrease in trespassing arrests (3 vs 23).



In December, crime at 7th & Metro station decreased by 14% (6 vs 7). Part 1 crimes remained unchanged with 4 incidents due to 3 larcenies and 1 aggravated assault. Part 2 crimes decreased by 33% (2 vs 3). This was due to an increase in batteries (2 vs 1) while experiencing a decrease in trespassing (0 vs 1) and weapons arrests (0 vs 1).



In December, crime on buses decreased by 14.4% (95 vs 111). Part 1 crimes decreased by 11% (32 vs 36) as a result of decreases in aggravated assaults (11 vs 15) and larcenies (7 vs 8). Part 2 crimes decreased by 16% (63 vs 75). This was due to decreases in batteries (36 vs 39) vandalism (7 vs 11), narcotics (9 vs 17), and trespassing arrests (0 vs 2).