

Report by the CEO

Item #4



Metro[®]

CHIEF EXECUTIVE OFFICER

March 2023

Thank you Transit Operators!

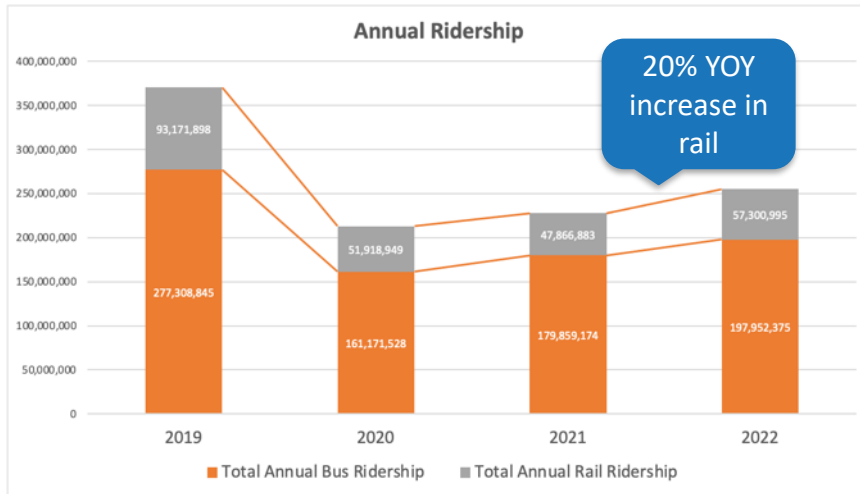


Metro

CHIEF EXECUTIVE OFFICER

March 2023

Metro Ridership Continues to Grow

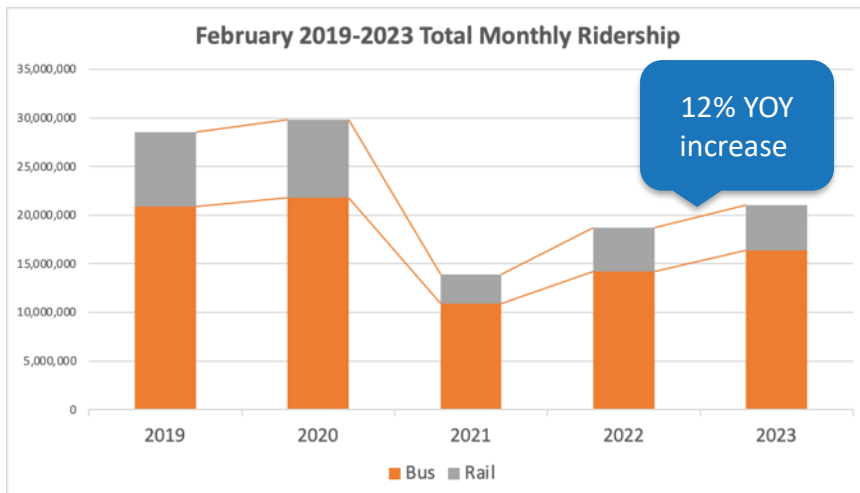


Overall Metro ridership was up 12% year over year in 2022.

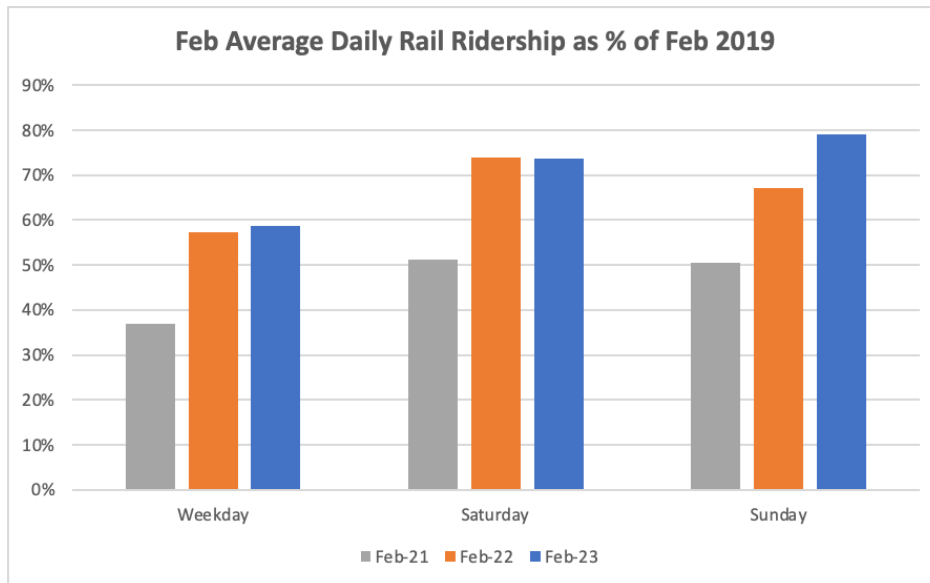
- Metro Rail ridership was up 20% year over year in 2022.

Overall Ridership has continued robust increases in 2023.

- Ridership in January 2023 was up 13% compared to January 2022.
- Ridership in February 2023 was up 12% compared to February 2022.



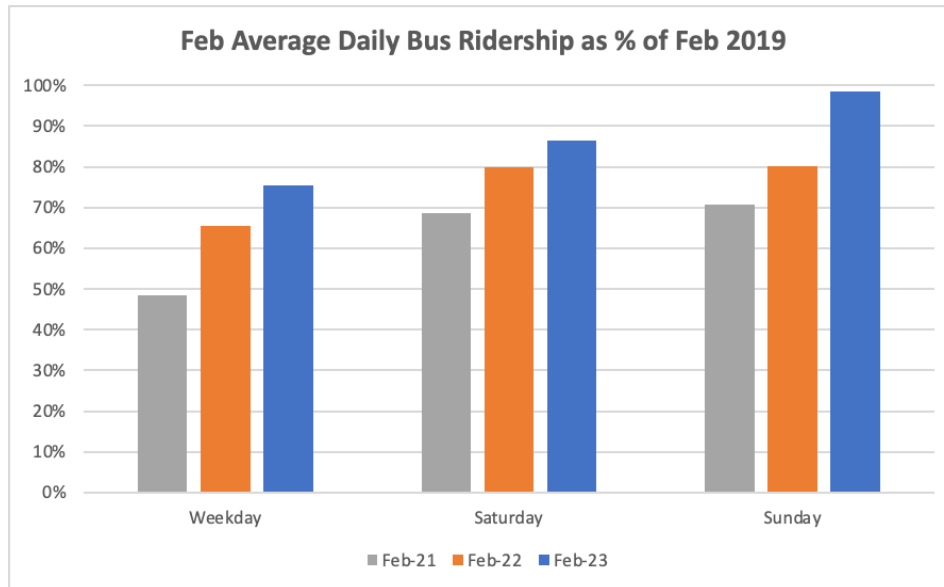
Weekday Rail Ridership is Slow to Recover



Post-pandemic rail ridership recovery continues to lag post-pandemic bus ridership recovery on the weekdays, but weekend performance is better.

- February 2023 average weekday rail ridership was 59% of Feb 2019's average weekday rail ridership.
- Average weekday ridership in Feb 2023 was the highest of FY2023, with about 184,500 people riding Metro trains each weekday.
- By contrast, average rail ridership on the **weekends** in Feb 2023 was 76% of Feb 2019.

Bus Ridership is Growing Faster



Metro Bus ridership gains have been strong in 2023.

- Metro Bus accounted for 78% of Metro's total ridership in February 2023.
- Metro Bus average daily ridership in Feb 2023 was 78.3% of what it was in Feb 2019.
 - Metro Bus in Feb 2023 was up 15% year over year.
- Like rail, bus ridership recovery has been stronger on weekends.
 - In Feb 2023, our average Sunday bus ridership was **98%** of its level in Feb 2019.

APTA Legislative Conference & Meetings in Washington, DC



March 2023

April Commemorative TAP Cards




National Arab American
Heritage Month
TAP Cards on Sale
March 31

at Metro Customer Centers



World Earth Day
TAP Cards on Sale
April 14

at Metro Customer Centers



Armenian Genocide
Remembrance Day
TAP Cards on Sale
April 14

Select TVMs &
Metro Customer Centers



CHIEF EXECUTIVE OFFICER

March 2023

Thank you!



Metro[®]

CHIEF EXECUTIVE OFFICER

March 2023