

My Metro Budget
Cosette Stark, Deputy Executive Officer, Local Programming
Measure M Independent Taxpayer Oversight Committee
December 15, 2022

We're planning Metro's budget for FY2024 and want your input! ✕

My Metro Budget

On this site, we ask you to make spending trade-offs based on what you believe is best for LA County's transit needs. The goal is to both educate the public about Metro's budget and collect your feedback. The numbers shown are from the [FY2023 Adopted Budget](#) and are rounded to the nearest \$500,000. While the system allows you to submit an unbalanced budget, it is strongly encouraged to balance it before submission.

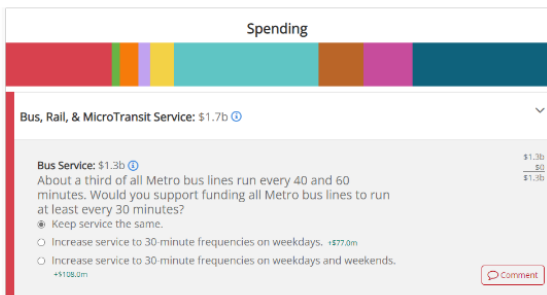
As you complete your Metro budget, you may notice some categories cannot be altered. Many of these categories are funded by LA County voter-approved resources, and Metro cannot freely reallocate these funds without further voter action.

You can leave a comment on any section throughout the activity.

All submissions will be entered to win a 30-Day Pass TAP card. You will have the opportunity to enter your contact information for the prize drawing at the end of the activity.

How it works

First, in the **Spending** section, answer three trade-off questions about Bus, Rail, & MicroTransit Service.



To complete My Metro Budget in any of the languages listed below, please email budgetcomments@metro.net or call the following number and extension.



323.466.3876

x2 Español (Spanish) **x5 Tiếng Việt (Vietnamese)**

x3 中文 (Chinese) **x6 日本語 (Japanese)**

x4 한국어 (Korean) **x7 русский (Russian)**

x8 Հայերեն (Armenian)

Help & Tips

Don't show this again

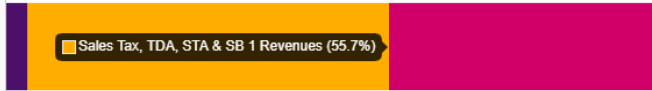
[Continue](#)



You are balanced.



Revenue



Operating & Other Revenues: \$276.0m ⓘ >

🔒 Sales Tax, TDA, STA & SB 1 Revenues: \$4.9b ⓘ >

🔒 Capital & Bond Resources: \$3.6b ⓘ >

Total \$8.7b

Spending



Bus, Rail, & MicroTransit Service: \$1.7b ⓘ >

New Buses & Rail Vehicles: \$132.0m ⓘ >

Safety & Security: \$297.0m ⓘ >

Cleaning: \$184.0m ⓘ >

Maintenance & Improvements: \$386.0m ⓘ >




Re


More Information

Operating & other revenues include passenger fares, express lanes, advertising, and more.

[More Details](#)

Operating & Other Revenues: \$271.0m [i](#) >

 Sales Tax, TDA, STA & SB 1 Revenues: \$4.9b [i](#) >

 Capital & Bond Resources: \$3.6b [i](#) >

Total \$8.7b





You have a surplus.

\$5.0m

Revenue



Operating & Other Revenues: \$281.0m ⓘ

Advertising: \$37.5m ⓘ

Would you support more advertisements on Metro stations and vehicles to generate more revenue?

- Yes, I would support more advertisements **+\$5.0m**
- Keep advertisements the same as they are now
- I would like to see fewer ads on Metro's system. **-\$5.0m**

Comment

\$32.5m
\$5.0m
\$37.5m

Spending



Bus, Rail, & MicroTransit Service: \$1.7b ⓘ

New Buses & Rail Vehicles: \$132.0m ⓘ

Safety & Security: \$297.0m ⓘ

Cleaning: \$184.0m ⓘ

Maintenance & Improvements: \$386.0m ⓘ



You are in deficit.

-\$5.0m

Revenue



Operating & Other Revenues: \$271.0m ⓘ

Advertising: \$27.5m ⓘ

Would you support more advertisements on Metro stations and vehicles to generate more revenue?

- Yes, I would support more advertisements +\$5.0m
- Keep advertisements the same as they are now
- I would like to see fewer ads on Metro's system. -\$5.0m

Comment

\$32.5m
-\$5.0m
\$27.5m

Spending



Bus, Rail, & MicroTransit Service: \$174.0m ⓘ

New Buses & Rail Vehicles: \$132.0m ⓘ

Safety & Security: \$297.0m ⓘ

Cleaning: \$184.0m ⓘ

Maintenance & Improvements: \$386.0m ⓘ



Bus, Rail, & MicroTransit Service: \$1.7b ⓘ



Bus Service: \$1.3b ⓘ


\$1.3b

\$0

\$1.3b

About a third of all Metro bus lines run every 40 and 60 minutes. Would you support funding all Metro bus lines to run at least every 30 minutes?

- Keep service the same.
- Increase service to 30-minute frequencies on weekdays. +\$77.0m
- Increase service to 30-minute frequencies on weekdays and weekends. +\$108.0m

 Comment



Rail Service: \$401.0m ⓘ

When Metro Rail returns to pre-covid service levels, would you support Light Rail frequencies of 8 minutes during peak hours and 10 minutes during off-peak/weekend hours (instead of 6 minutes and 12 minutes, respectively)?


- Keep standard frequencies (6-minute peak, 12-minute off-peak/weekend)
- Change to new frequencies (8-minute peak, 10-minute off-peak/weekend)

-\$30.0m

\$401.0m

\$0

\$401.0m

 Comment



Metro Micro (MicroTransit) Pilot: \$38.0m



Would you like to see more money allocated to Metro Micro to increase service and meet the high level of demand?

- Keep service the same
- Increase service by 10% +\$4.0m
- Increase service by 20% +\$8.0m
- Increase service by 30% +\$12.0m

\$38.0m

\$0

\$38.0m

Comment



Metro Micro (MicroTransit) Pilot: \$38.0m

\$38.0m



\$0

\$38.0m

Would you like to see more money allocated to Metro Micro to increase service and meet the high level of demand?

- Keep service the same
- Increase service by 10% +\$4.0m
- Increase service by 20% +\$8.0m
- Increase service by 30% +\$12.0m

 Comment



Metro Micro (MicroTransit) Pilot: \$38.0m

\$38.0m



\$0

\$38.0m

Would you like to see more money allocated to Metro Micro to increase service and meet the high level of demand?

- Keep service the same
- Increase service by 10% +\$4.0m
- Increase service by 20% +\$8.0m
- Increase service by 30% +\$12.0m

Comment

Cancel

Save



You are in deficit.

-\$5.0m

Revenue



Operating & Other Revenues: \$271.0m ⓘ

Advertising: \$27.5m ⓘ

Would you support more advertisements on Metro stations and vehicles to generate more revenue?

- Yes, I would support more advertisements +\$5.0m
- Keep advertisements the same as they are now
- I would like to see fewer ads on Metro's system. -\$5.0m

Comment

\$32.5m
-\$5.0m
\$27.5m

Spending



Bus, Rail, & MicroTransit Service: \$1.7b ⓘ

New Buses & Rail Vehicles: \$132.0m ⓘ





Safety & Security: \$297.0m ⓘ





Cleaning: \$184.0m ⓘ

Maintenance & Improvements: \$386.0m ⓘ



New Buses & Rail Vehicles: \$132.0m ⓘ

		Electric Buses & Charging	\$76.0m	
		Infrastructure: \$76.0m ⓘ	<u>\$0</u>	
			\$76.0m	

		Rail Vehicles: \$56.0m ⓘ	\$56.0m	
			<u>\$0</u>	
			\$56.0m	

Minimum Amount Reached



Please confirm your change.

Close




es. \$271.0m

Bus, Rail, & Microtransit Service: \$1.7b




SB 1 Revenues: \$4.9b

New Buses & Rail Vehicles: \$78.0m

rces: \$3.6b

   Electric Buses & Charging Infrastructure: \$76.0m

\$76.0m
\$0
\$76.0m

   Rail Vehicles: \$2.0m

\$56.0m
-\$54.0m
\$2.0m



Safety & Security: \$297.0m ⓘ >

Cleaning: \$184.0m ⓘ >

Maintenance & Improvements: \$386.0m ⓘ >

🔒 Construction: \$2.3b ⓘ >

🔒 Street Improvements, Multimodal Development,
& Congestion Management: \$717.0m ⓘ >

🔒 Planning, Administration, Debt, & Other
Programs: \$784.0m ⓘ >

🔒 Regional Rail & Regional Transit Allocations:
\$2.2b ⓘ >

Total \$8.7b

Submit

~~Reset all to start over~~

Save your progress and share with others



You are in deficit.



You have overspent by \$5.0m. Are you sure you would like to submit your budget?
Submitting a balanced budget is encouraged.

Submit

Back



Additional Information

The following information will be kept confidential and used only to confirm our survey sample is reflective of the diverse county in which we serve.

*How often do you currently ride Metro buses or rail?
- Select One -

*What is your age? - Select One -

*What is your race or ethnic identification? - Select One -

What is your race/ethnicity? (please answer if you answered multiple/other above):

*What is your gender identity? - Select One -

*What is your household's total annual earnings? - Select One -

Do you have regular access to a car for transportation? (not a shared car service like Uber, Taxi, etc.):
- Select One -

Do you have a disability or special needs? - Select One -

Do you need special help to use the train/bus? - Select One -

What special help would you like or need to use the train or bus?

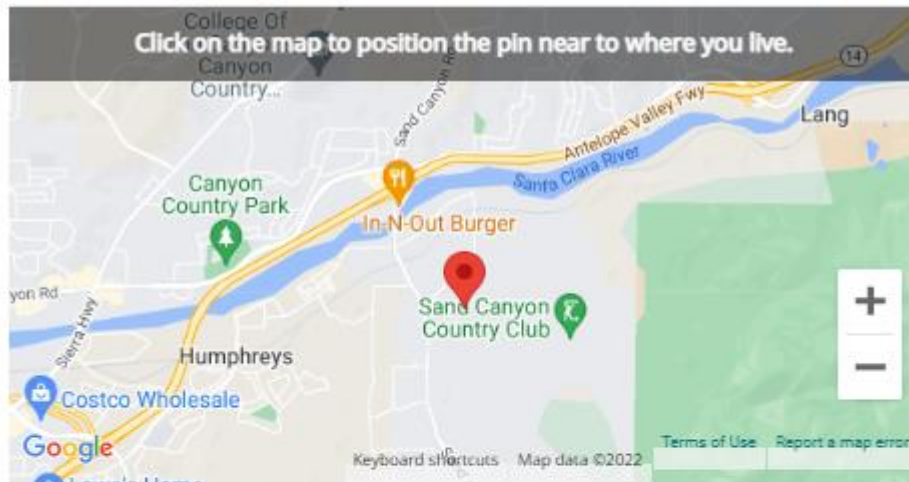
What language is primarily spoken in your home? - Select One -

Do you have any additional comments?

If you would like to be entered to win a 30-Day Pass TAP card, please share your email or phone number:


• Enter Your Postal Code

GO



The following information will be kept confidential and used only to confirm our survey sample reflects the diverse county we serve.

I'm not a robot



reCAPTCHA
Privacy · Terms

* Indicates a required field

Cancel

Submit



Spending

Budget Decreases

Budget Increases

