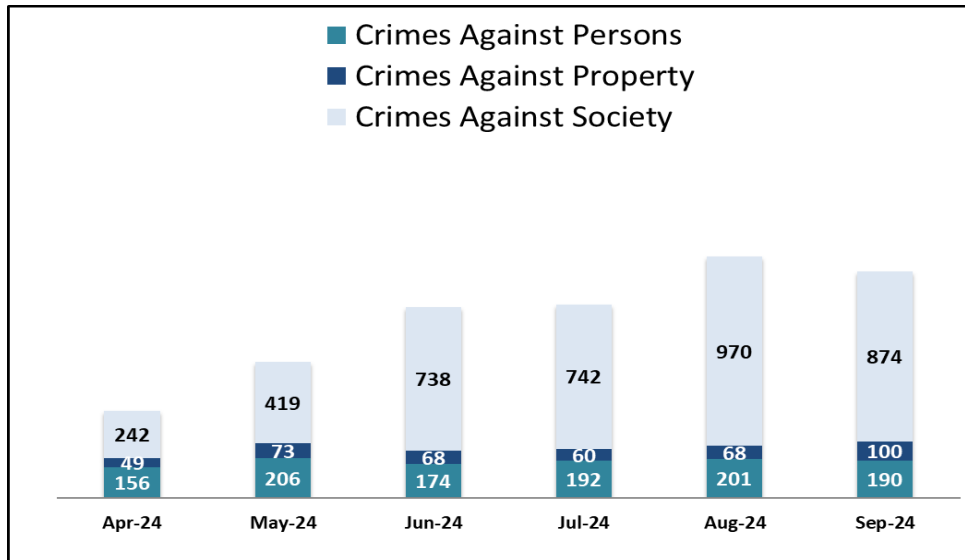


SYSTEMWIDE LAW ENFORCEMENT OVERVIEW

SEPTEMBER 2024

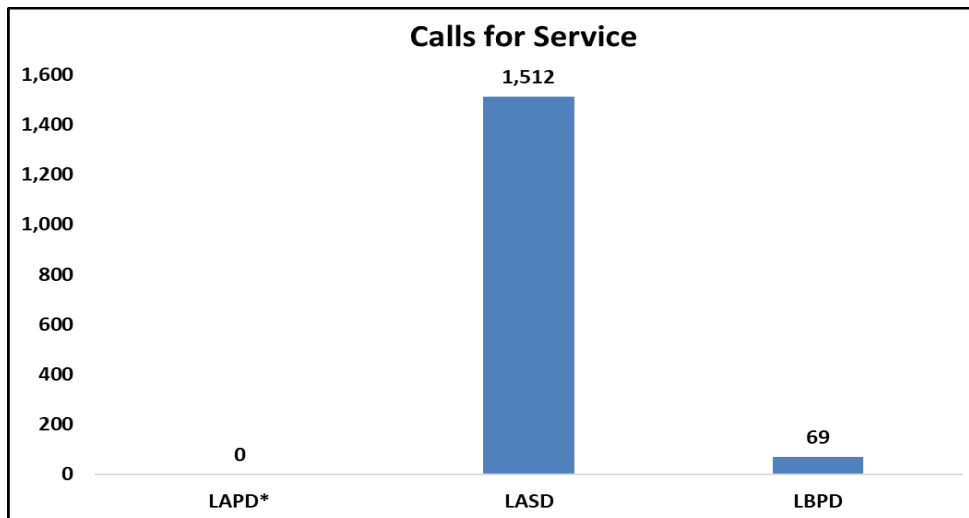
Attachment G

Total Crimes


Crimes Against Persons: violent crimes (i.e., homicide, aggravated assaults) are those in which the victims are always individuals

Crimes Against Property: crimes to obtain money, property, or some other benefit (i.e., theft, vandalism, robbery)

Crimes Against Society: represent society's prohibition against engaging in certain types of activity (i.e., drug violations)



* LAPD Calls for Service data is currently unavailable

SYSTEMWIDE LAW ENFORCEMENT OVERVIEW

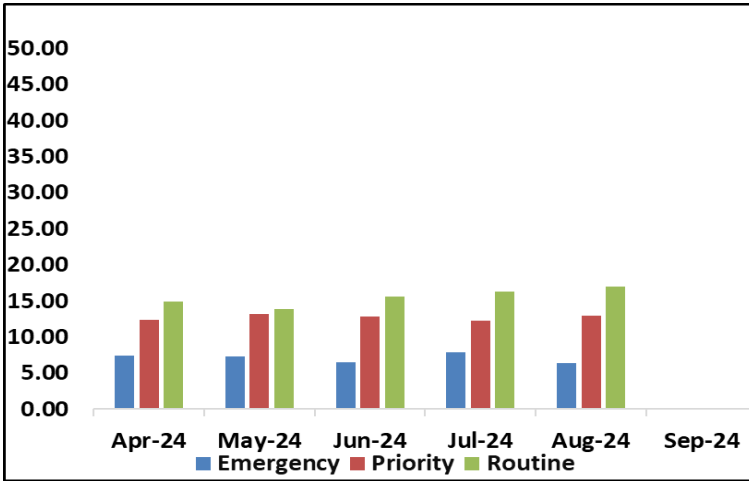
SEPTEMBER 2024

Attachment F

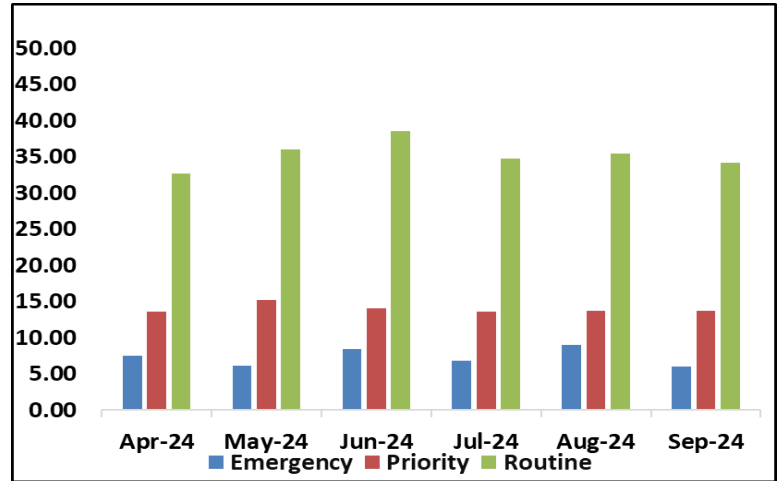
Average Incident Response Times

These graphs show how long it takes (in minutes) for LAPD, LASD, and LBPD to respond to Emergency, Priority, and Routine calls

LAPD

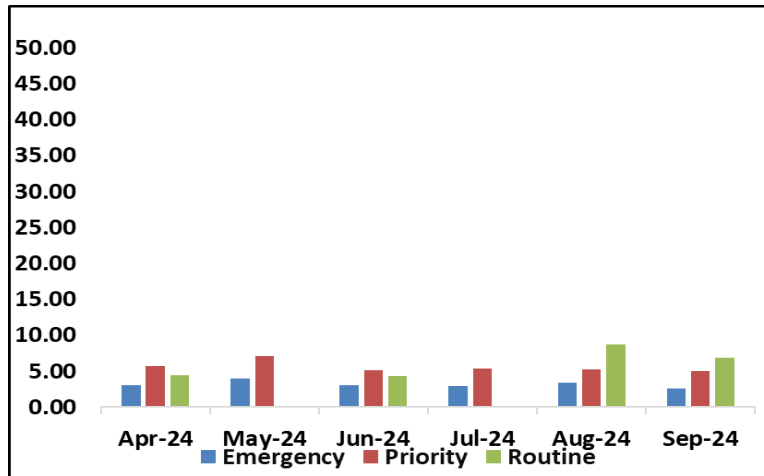


LASD



* LAPD Incident Response Times data is currently unavailable

LBPD



Transit Police

Monthly Crime Report


Attachment F

	2024	2023	%
	September	September	Change
CRIMES AGAINST PERSONS			
Homicide	1	1	0.0%
Rape	0	3	-100.0%
Robbery	24	29	-17.2%
Aggravated Assault	45	32	40.6%
Aggravated Assault on Operator	4	2	100.0%
Battery	95	106	-10.4%
Battery on Operator	9	11	-18.2%
Sex Offenses	12	7	71.4%
SUB-TOTAL	190	191	-0.5%
CRIMES AGAINST PROPERTY			
Burglary	1	1	0.0%
Larceny	65	44	47.7%
Bike Theft	0	3	-100.0%
Motor Vehicle Theft	1	2	-50.0%
Arson	0	0	0.0%
Vandalism	33	14	135.7%
SUB-TOTAL	100	64	56.3%
CRIMES AGAINST SOCIETY			
Weapons	27	9	200.0%
Narcotics	111	50	122.0%
Trespassing	736	98	651.0%
SUB-TOTAL	874	157	456.7%
TOTAL	1,164	412	182.5%
ENFORCEMENT EFFORTS			
Arrests	1,146	347	230.3%
Citations	1,591	558	185.1%
Calls for Service	1,581	1,381	14.5%



Metro

SYSTEM SECURITY & LAW ENFORCEMENT

MONTHLY, BI-ANNUAL, ANNUAL COMPARISON

SEPTEMBER 2024

Attachment F

Crimes

Monthly

System-Wide	Sep-24	Sep-23	% Change
Crimes Against Persons	190	191	-0.52%
Crimes Against Property	100	64	56.25%
Crimes Against Society	874	157	456.69%
Total	1,164	412	182.52%

Six Months

System-Wide	Apr-24-Sep-24	Apr-23-Sep-23	% Change
Crimes Against Persons	1,119	1,096	2.10%
Crimes Against Property	418	396	5.56%
Crimes Against Society	3,985	1,047	280.61%
Total	5,522	2,539	117.49%

Annual

System-Wide	Oct-23-Sep-24	Oct-22-Sep-23	% Change
Crimes Against Persons	2,138	2,147	-0.42%
Crimes Against Property	752	756	-0.53%
Crimes Against Society	6,093	1,426	327.28%
Total	8,983	4,329	107.51%

Average Emergency Response Times

Monthly

Sep-24	Sep-23	% Change
2.84	6.12	-53.57%

Six Months

Apr-24-Sep-24	Apr-23-Sep-23	% Change
5.46	5.54	-1.55%

Annual

Oct-23-Sep-24	Oct-22-Sep-23	% Change
5.40	5.51	-1.95%

Bus Operator Assaults

Monthly

Sep-24	Sep-23	% Change
13	13	0.00%

Six Months

Apr-24-Sep-24	Apr-23-Sep-23	% Change
90	81	11.11%

Annual

Oct-23-Sep-24	Oct-22-Sep-23	% Change
176	165	6.67%

Ridership

Monthly

Sep-24	Sep-23	% Change
26,774,520	24,671,730	8.52%

Six Months

Apr-24-Sep-24	Apr-23-Sep-23	% Change
157,869,285	145,784,540	8.29%

Annual

Oct-23-Sep-24	Oct-22-Sep-23	% Change
304,915,654	277,999,173	9.68%



Metro

SYSTEM SECURITY & LAW ENFORCEMENT

MONTHLY, BI-ANNUAL, ANNUAL COMPARISON

SEPTEMBER 2024

Attachment F

