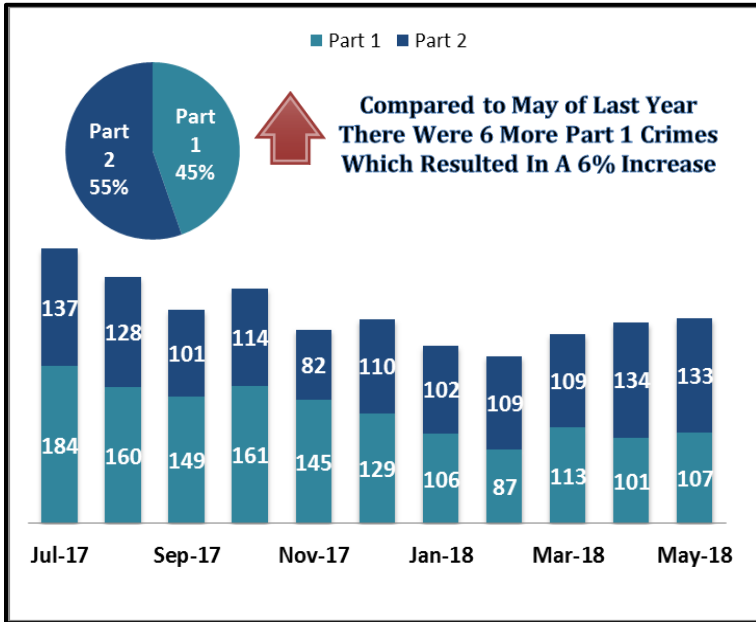


# SYSTEM-WIDE LAW ENFORCEMENT OVERVIEW

MAY 2018

Attachment A

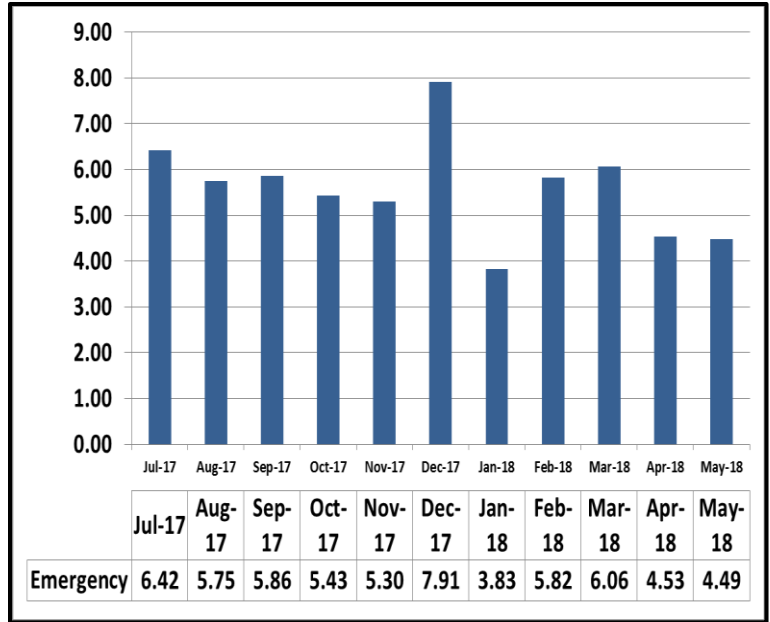
## Part 1 & Part 2 Crimes



For the month of May 2018, Part 1 crime activity is up by 6% system-wide compared to the same period last year. In a monthly contrast, there were 6 more Part 1 crimes in May than in April, resulting in a 6% decrease.

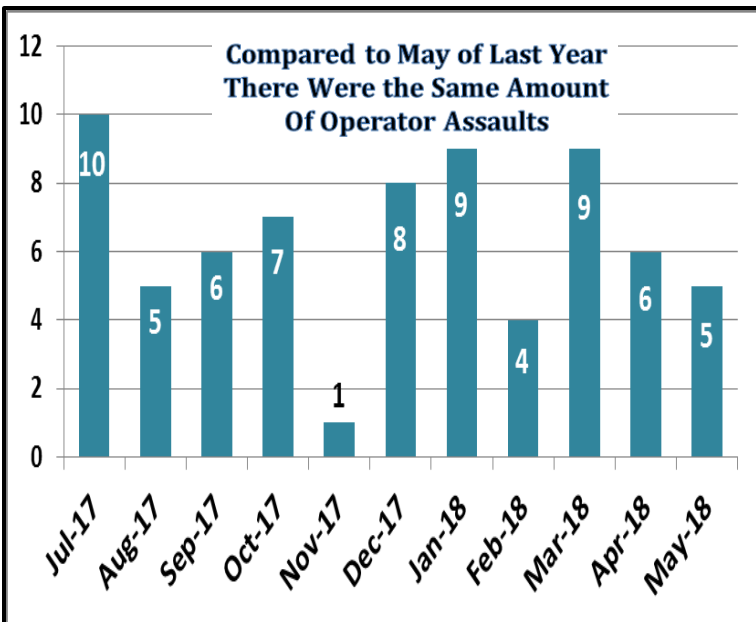
Part 2 crime activity increased by 43% system-wide compared to the same period last year. In a monthly contrast, there was 1 less Part 2 crime in May than in April.

## Average Emergency Response Times



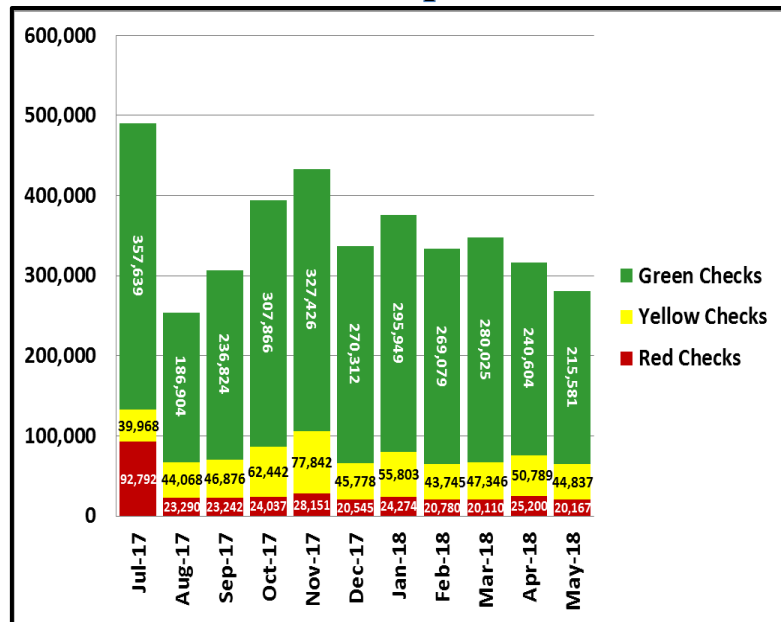
Average emergency response times were 4.49 mins.

## Bus Operator Assaults



There were a total of 5 Bus Operator Assaults. Comparing the Bus Operator Assaults from the same period last year, there were 5 Operator Assaults last year.

## Fare Compliance



**Green Checks**- Occurs when a patron has valid fare

**Yellow Checks**- Occurs when a patron has valid fare, but did not tap at transfer station

**Red Checks**- Occurs when a patron has invalid fare