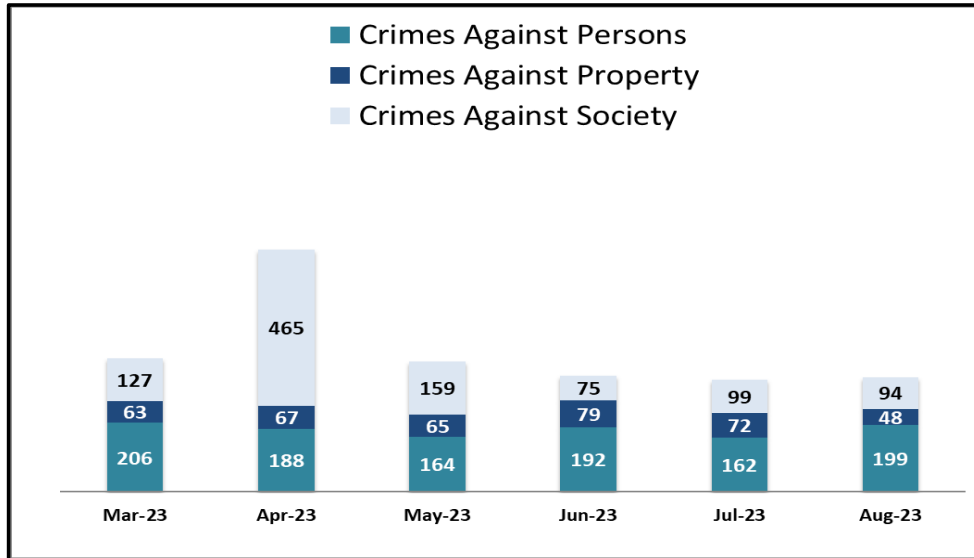


SYSTEM-WIDE LAW ENFORCEMENT OVERVIEW
AUGUST 2023

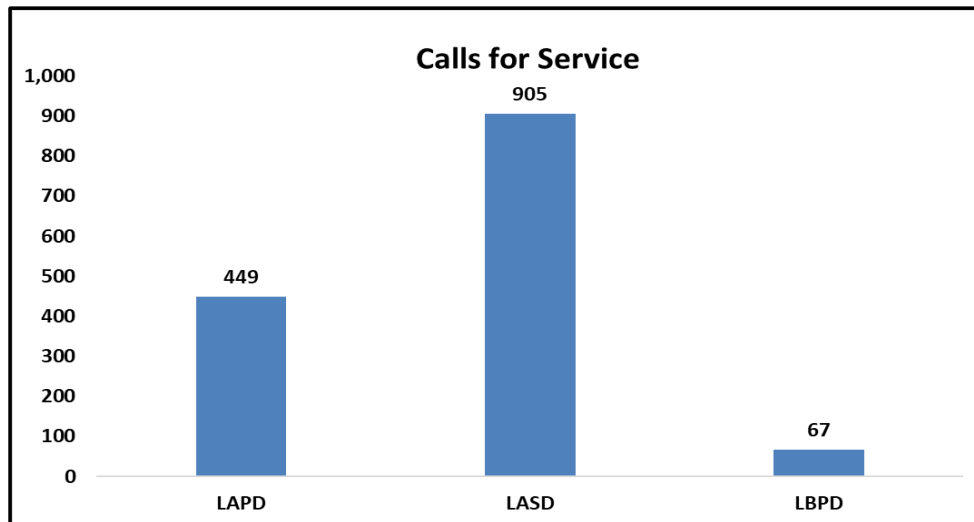
Attachment D

Total Crimes


Crimes Against Persons: violent crimes (i.e., homicide, aggravated assaults) are those in which the victims are always individuals

Crimes Against Property: crimes to obtain money, property, or some other benefit (i.e., theft, vandalism, robbery)

Crimes Against Society: represent society's prohibition against engaging in certain types of activity (i.e., drug violations)





SYSTEM-WIDE LAW ENFORCEMENT OVERVIEW

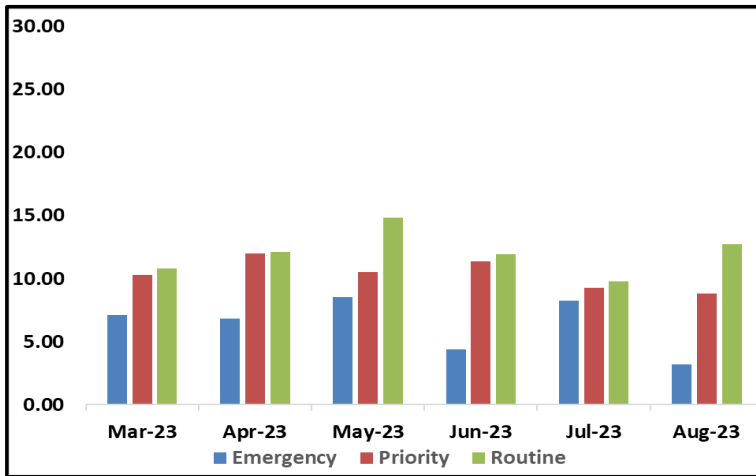
AUGUST 2023

Attachment D

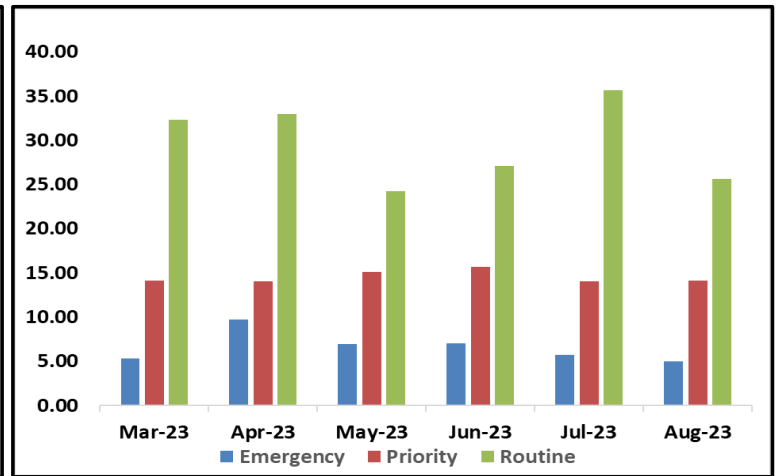
Average Incident Response Times

These graphs show how long it takes (in minutes) for LAPD, LASD, and LBPD to respond to Emergency, Priority, and Routine calls

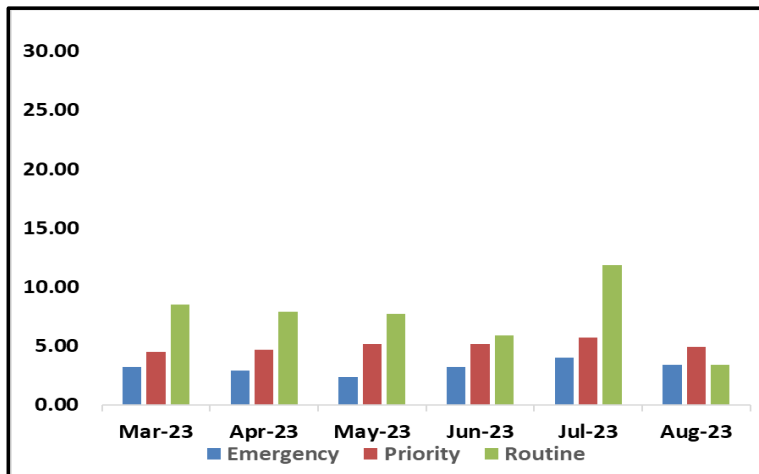
LAPD



LASD



LBPD



Transit Police

Monthly Crime Report


Attachment D

| | 2023 | 2022 | % |
|--------------------------------|------------|------------|---------------|
| | August | August | Change |
| CRIMES AGAINST PERSONS | | | |
| Homicide | 1 | 2 | -50.0% |
| Rape | 0 | 1 | -100.0% |
| Robbery | 37 | 28 | 32.1% |
| Aggravated Assault | 55 | 38 | 44.7% |
| Aggravated Assault on Operator | 6 | 3 | 100.0% |
| Battery | 84 | 77 | 9.1% |
| Battery on Operator | 8 | 13 | -38.5% |
| Sex Offenses | 8 | 9 | -11.1% |
| SUB-TOTAL | 199 | 171 | 16.4% |
| CRIMES AGAINST PROPERTY | | | |
| Burglary | 0 | 0 | 0.0% |
| Larceny | 39 | 27 | 44.4% |
| Bike Theft | 1 | 6 | -83.3% |
| Motor Vehicle Theft | 2 | 1 | 100.0% |
| Arson | 0 | 2 | -100.0% |
| Vandalism | 6 | 20 | -70.0% |
| SUB-TOTAL | 48 | 56 | -14.3% |
| CRIMES AGAINST SOCIETY | | | |
| Weapons | 13 | 13 | 0.0% |
| Narcotics | 41 | 23 | 78.3% |
| Trespassing | 40 | 11 | 263.6% |
| SUB-TOTAL | 94 | 47 | 100.0% |
| TOTAL | 341 | 274 | 24.5% |
| ENFORCEMENT EFFORTS | | | |
| Arrests | 270 | 366 | -26.2% |
| Citations | 473 | 830 | -43.0% |
| Calls for Service | 1,421 | 1,491 | -4.7% |



Metro

SYSTEM SECURITY & LAW ENFORCEMENT

MONTHLY, BI-ANNUAL, ANNUAL COMPARISON

AUGUST 2023

Attachment D

Crimes

Monthly

| System-Wide | Aug-23 | Aug-22 | % Change |
|-------------------------|---------------|---------------|-----------------|
| Crimes Against Persons | 199 | 171 | 16.37% |
| Crimes Against Property | 48 | 56 | -14.29% |
| Crimes Against Society | 94 | 47 | 100.00% |
| Total | 341 | 274 | 24.45% |

Six Months

| System-Wide | Mar-23-Aug-23 | Mar-22-Aug-22 | % Change |
|-------------------------|----------------------|----------------------|-----------------|
| Crimes Against Persons | 1,111 | 1,008 | 10.22% |
| Crimes Against Property | 394 | 480 | -17.92% |
| Crimes Against Society | 1,019 | 173 | 489.02% |
| Total | 2,524 | 1,661 | 51.96% |

Annual

| System-Wide | Sep-22-Aug-23 | Sep-21-Aug-22 | % Change |
|-------------------------|----------------------|----------------------|-----------------|
| Crimes Against Persons | 2,088 | 1,952 | 6.97% |
| Crimes Against Property | 747 | 909 | -17.82% |
| Crimes Against Society | 1,295 | 290 | 346.55% |
| Total | 4,130 | 3,151 | 31.07% |

Average Emergency Response Times

Monthly

| Aug-23 | Aug-22 | % Change |
|---------------|---------------|-----------------|
| 3:52 | 5:27 | -29.05% |

Six Months

| Mar-23-Aug-23 | Mar-22-Aug-22 | % Change |
|----------------------|----------------------|-----------------|
| 5:23 | 5:40 | -5.00% |

Annual

| Sep-22-Aug-23 | Sep-21-Aug-22 | % Change |
|----------------------|----------------------|-----------------|
| 5:26 | 5:15 | 3.49% |

Bus Operator Assaults

Monthly

| Aug-23 | Aug-22 | % Change |
|---------------|---------------|-----------------|
| 14 | 16 | -12.50% |

Six Months

| Mar-23-Aug-23 | Mar-22-Aug-22 | % Change |
|----------------------|----------------------|-----------------|
| 91 | 86 | 5.81% |

Annual

| Sep-22-Aug-23 | Sep-21-Aug-22 | % Change |
|----------------------|----------------------|-----------------|
| 157 | 172 | -8.72% |

Ridership

Monthly

| Aug-23 | Aug-22 | % Change |
|---------------|---------------|-----------------|
| 25,124,083 | 22,201,130 | 13.17% |

Six Months

| Mar-23-Aug-23 | Mar-22-Aug-22 | % Change |
|----------------------|----------------------|-----------------|
| 143,549,614 | 128,660,729 | 11.57% |

Annual

| Sep-22-Aug-23 | Sep-21-Aug-22 | % Change |
|----------------------|----------------------|-----------------|
| 274,942,525 | 254,839,271 | 7.89% |



Metro

SYSTEM SECURITY & LAW ENFORCEMENT

MONTHLY, BI-ANNUAL, ANNUAL COMPARISON

AUGUST 2023

Attachment D

