

REGIONAL SERVICE COUNCILS

# APPOINTMENT TO METRO GATEWAY CITIES SERVICE COUNCIL




Operations, Safety, & Customer Experience Committee Meeting  
January 15, 2026

# RECOMMENDATION



APPROVE nominee for membership on Metro's Gateway Cities Service Council

# ISSUE & DISCUSSION




## ISSUE

A member of the Gateway Bay Cities Service Council resigned in September 2025 prior to completion of her term.

## DISCUSSION

If approved by the Board, the nominee will serve the remainder of the three-year term (July 1, 2023-June 30, 2026) tied to the seat on the Council he has been nominated to and the subsequent term of July 1, 2026-June 30-2029.

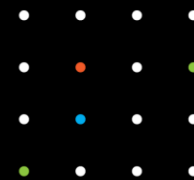
# Nominating Authority



The nominating authority for all nine (9) seats on the Gateway Cities Service Council is the Gateway Cities Council of Governments.

The Gateway Cities Council of Governments has nominated David Arellano.

# Demographics



With this nominee, the Service Council composition and representation will be:

GWC Race/Ethnicity	Hispanic or Latino	White	Asian	Pac Isl	Black	Native Amer	Other
<b>GWC Council Region</b>	65.8%	14.0%	9.3%	0.3%	7.8%	0.2%	2.2%
<b>GWC Region Ridership</b>	51%	16%	9%%	1%	18%	1%	4%
<b>GWC Membership (No.)</b>	80% (8)	10% (1)	0% (0)	10% (1)	0% (0)	0% (0)	0% (0)

*\*Note: Table/percentages does not add to the exact number of Council seats as it incorporates each race Councilmembers self-identified with; some current Councilmembers identify as multi-racial.*

GWC Sex/Gender	Male/ Man	Female/ Woman	Non-binary/ Non-conforming	Prefer to self-describe/ Decline to respond
<b>Los Angeles County</b>	49.6%	50.4%	*	*
<b>GWC Region Ridership</b>	51%	46%	2%	1%
<b>GWC Membership (No.)</b>	77% (7)	22% (2)	0% (0)	0% (0)

*\*Sex/gender composition for Los Angeles County is taken from 2022 Census Quick Facts; Census data includes a question intended to capture current sex; there are no questions about gender, sexual orientation, or sex at birth.*