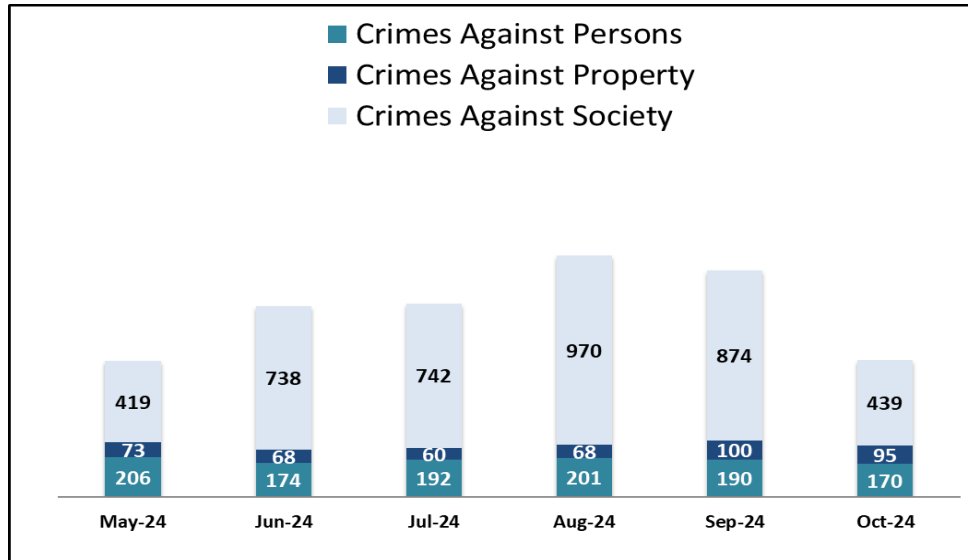


SYSTEMWIDE LAW ENFORCEMENT OVERVIEW
OCTOBER 2024

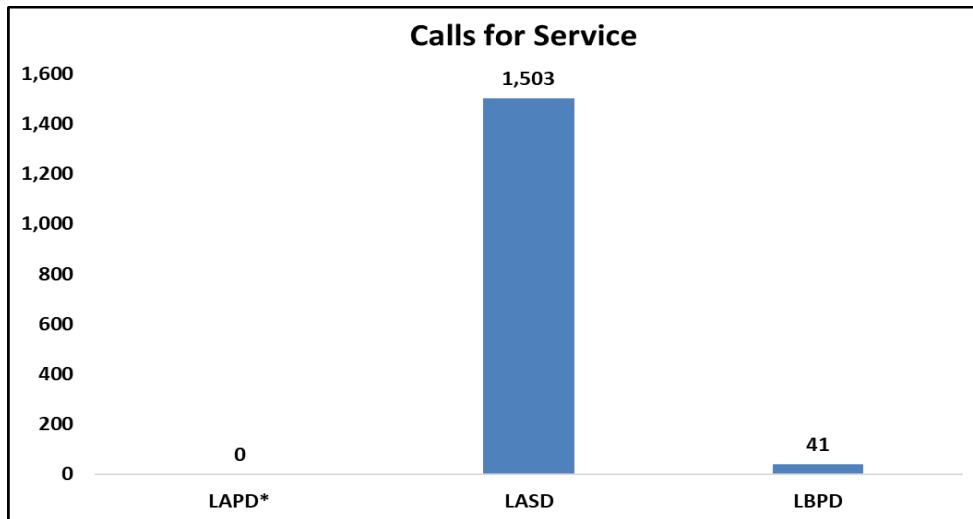
Attachment F

Total Crimes


Crimes Against Persons: violent crimes (i.e., homicide, aggravated assaults) are those in which the victims are always individuals

Crimes Against Property: crimes to obtain money, property, or some other benefit (i.e., theft, vandalism, robbery)

Crimes Against Society: represent society's prohibition against engaging in certain types of activity (i.e., drug violations)

Calls for Service


* LAPD Calls for Service data is currently unavailable

SYSTEMWIDE LAW ENFORCEMENT OVERVIEW

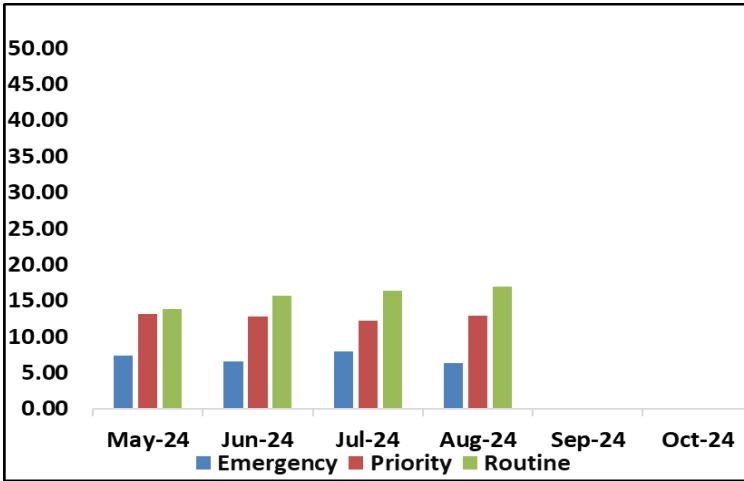
OCTOBER 2024

Attachment F

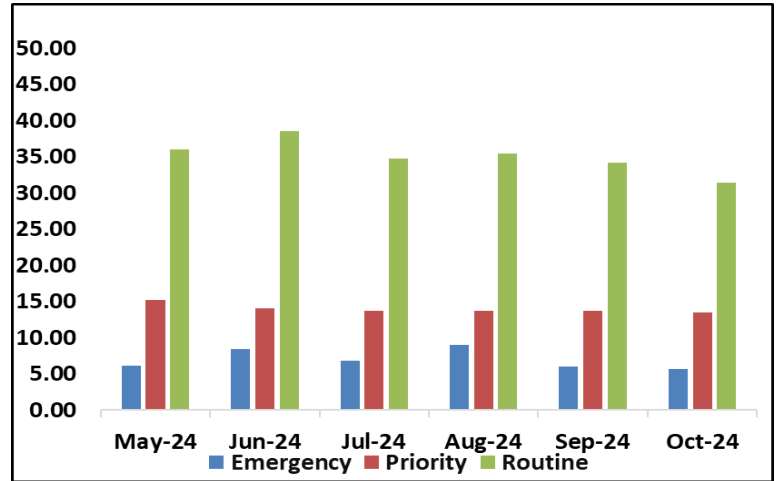
Average Incident Response Times

These graphs show how long it takes (in minutes) for LAPD, LASD, and LBPD to respond to Emergency, Priority, and Routine calls

LAPD

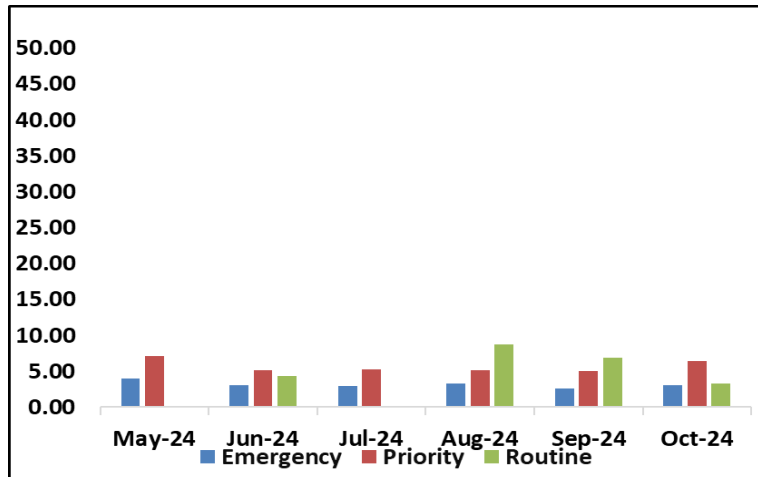


LASD



* LAPD Incident Response Times data is currently unavailable

LBPD



Transit Police

Monthly Crime Report


Attachment F

	2024	2023	%
	October	October	Change
CRIMES AGAINST PERSONS			
Homicide	0	0	0.0%
Rape	2	1	100.0%
Robbery	26	32	-18.8%
Aggravated Assault	46	42	9.5%
Aggravated Assault on Operator	1	1	0.0%
Battery	80	113	-29.2%
Battery on Operator	4	10	-60.0%
Sex Offenses	11	11	0.0%
SUB-TOTAL	170	210	-19.0%
CRIMES AGAINST PROPERTY			
Burglary	0	0	0.0%
Larceny	73	31	135.5%
Bike Theft	0	1	-100.0%
Motor Vehicle Theft	5	2	150.0%
Arson	0	0	0.0%
Vandalism	17	23	-26.1%
SUB-TOTAL	95	57	66.7%
CRIMES AGAINST SOCIETY			
Weapons	22	10	120.0%
Narcotics	140	53	164.2%
Trespassing	277	198	39.9%
SUB-TOTAL	439	261	68.2%
TOTAL	704	528	33.3%
ENFORCEMENT EFFORTS			
Arrests	657	435	51.0%
Citations	945	204	363.2%
Calls for Service	1,544	3,483	-55.7%



Metro

SYSTEM SECURITY & LAW ENFORCEMENT

MONTHLY, BI-ANNUAL, ANNUAL COMPARISON

OCTOBER 2024

Attachment F

Crimes

Monthly

System-Wide	Oct-24	Oct-23	% Change
Crimes Against Persons	170	210	-19.05%
Crimes Against Property	95	57	66.67%
Crimes Against Society	439	261	68.20%
Total	704	528	33.33%

Six Months

System-Wide	May-24-Oct-24	May-23-Oct-23	% Change
Crimes Against Persons	1,133	1,118	1.34%
Crimes Against Property	464	386	20.21%
Crimes Against Society	4,182	843	396.09%
Total	5,779	2,347	146.23%

Annual

System-Wide	Nov-23-Oct-24	Nov-22-Oct-23	% Change
Crimes Against Persons	2,098	2,188	-4.11%
Crimes Against Property	790	755	4.64%
Crimes Against Society	6,271	1,661	277.54%
Total	9,159	4,604	98.94%

Average Emergency Response Times

Monthly

Oct-24	Oct-23	% Change
4.32	5.33	-18.90%

Six Months

May-24-Oct-24	May-23-Oct-23	% Change
5.18	5.35	-3.19%

Annual

Nov-23-Oct-24	Nov-22-Oct-23	% Change
5.32	5.49	-3.05%

Bus Operator Assaults

Monthly

Oct-24	Oct-23	% Change
5	11	-54.55%

Six Months

May-24-Oct-24	May-23-Oct-23	% Change
83	77	7.79%

Annual

Nov-23-Oct-24	Nov-22-Oct-23	% Change
170	159	6.92%

Ridership

Monthly

Oct-24	Oct-23	% Change
28,806,674	26,528,697	8.59%

Six Months

May-24-Oct-24	May-23-Oct-23	% Change
160,465,659	148,651,942	7.95%

Annual

Nov-23-Oct-24	Nov-22-Oct-23	% Change
307,193,631	280,768,668	9.41%



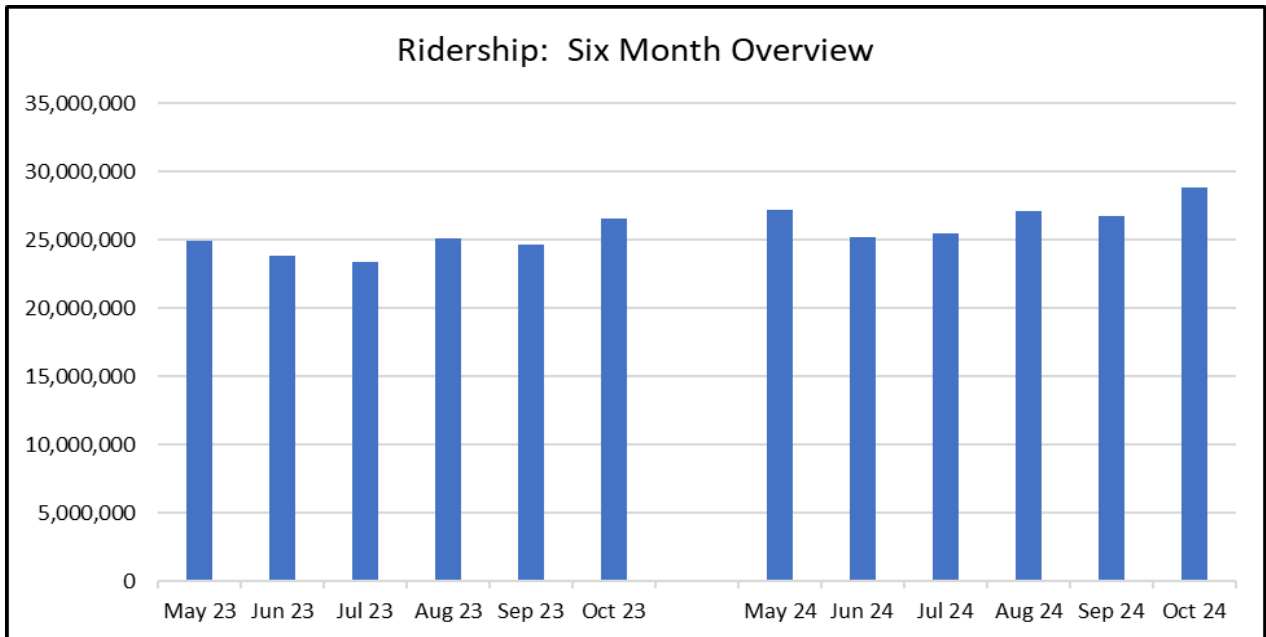
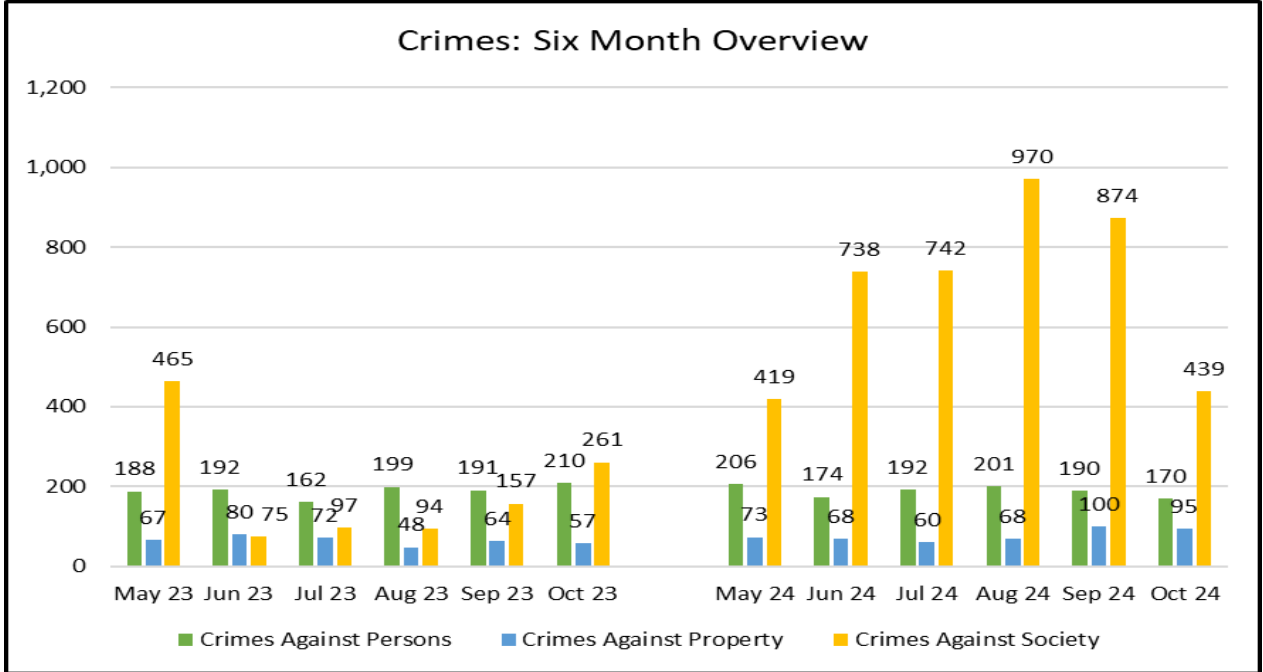
Metro

SYSTEM SECURITY & LAW ENFORCEMENT

MONTHLY, BI-ANNUAL, ANNUAL COMPARISON

OCTOBER 2024

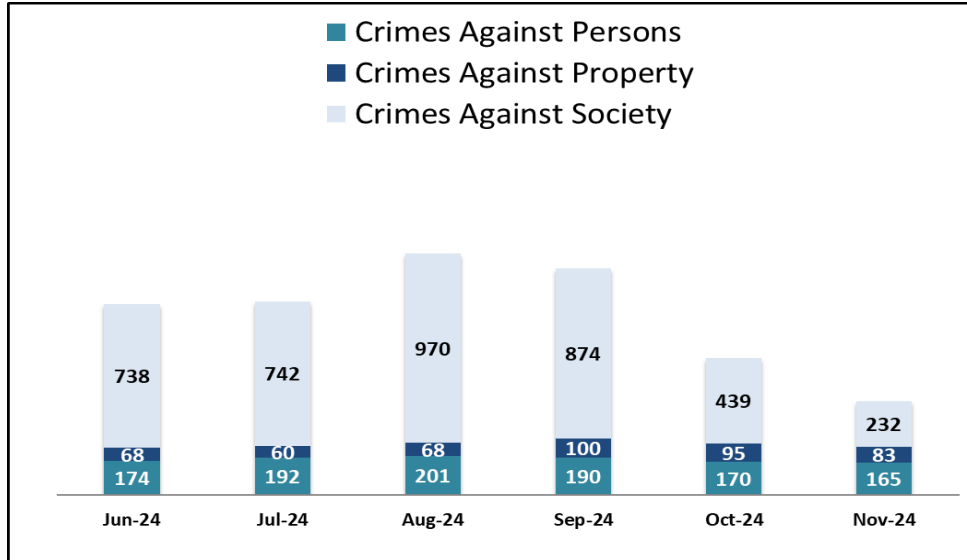
Attachment F



SYSTEMWIDE LAW ENFORCEMENT OVERVIEW

NOVEMBER 2024

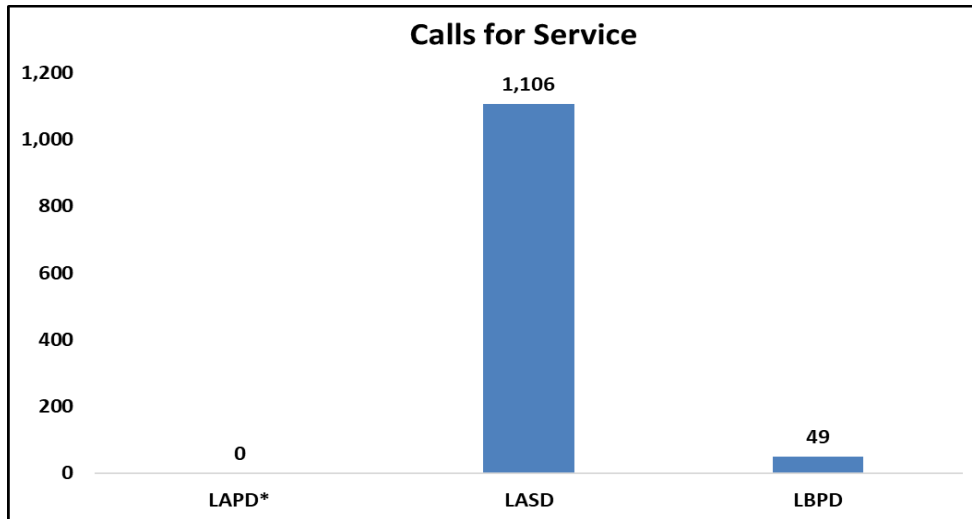
Attachment F

Total Crimes


Crimes Against Persons: violent crimes (i.e., homicide, aggravated assaults) are those in which the victims are always individuals

Crimes Against Property: crimes to obtain money, property, or some other benefit (i.e., theft, vandalism, robbery)

Crimes Against Society: represent society's prohibition against engaging in certain types of activity (i.e., drug violations)

Calls for Service


* LAPD Calls for Service data is currently unavailable

SYSTEMWIDE LAW ENFORCEMENT OVERVIEW

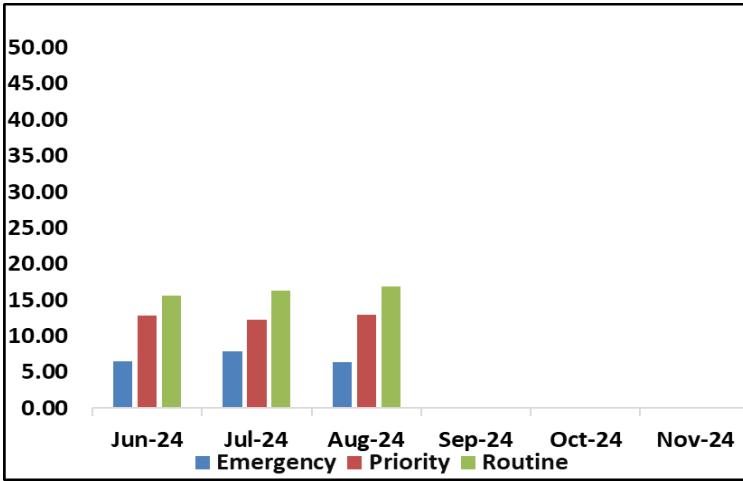
NOVEMBER 2024

Attachment F

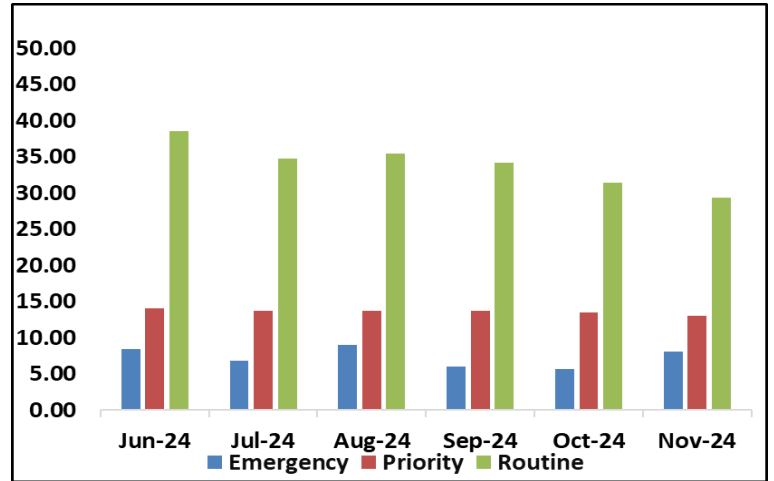
Average Incident Response Times

These graphs show how long it takes (in minutes) for LAPD, LASD, and LBPD to respond to Emergency, Priority, and Routine calls

LAPD

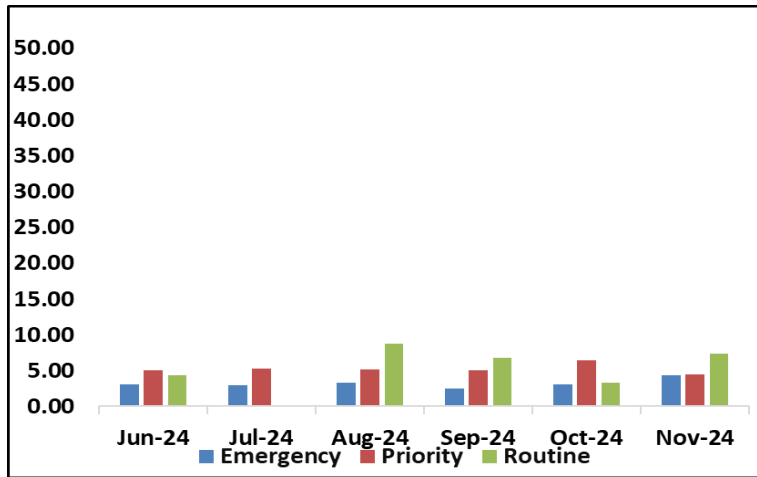


LASD



* LAPD Incident Response Times data is currently unavailable

LBPD



Transit Police

Monthly Crime Report


Attachment F

	2024	2023	%
	November	November	Change
CRIMES AGAINST PERSONS			
Homicide	0	0	0.0%
Rape	0	1	-100.0%
Robbery	33	37	-10.8%
Aggravated Assault	38	31	22.6%
Aggravated Assault on Operator	3	6	-50.0%
Battery	80	82	-2.4%
Battery on Operator	7	14	-50.0%
Sex Offenses	4	8	-50.0%
SUB-TOTAL	165	179	-7.8%
CRIMES AGAINST PROPERTY			
Burglary	0	1	-100.0%
Larceny	63	33	90.9%
Bike Theft	0	3	-100.0%
Motor Vehicle Theft	0	3	-100.0%
Arson	0	0	0.0%
Vandalism	20	18	11.1%
SUB-TOTAL	83	58	43.1%
CRIMES AGAINST SOCIETY			
Weapons	21	16	31.3%
Narcotics	149	66	125.8%
Trespassing	62	271	-77.1%
SUB-TOTAL	232	353	-34.3%
TOTAL	480	590	-18.6%
ENFORCEMENT EFFORTS			
Arrests	720	631	14.1%
Citations	720	233	209.0%
Calls for Service	1,155	3,304	-65.0%



Metro

SYSTEM SECURITY & LAW ENFORCEMENT

MONTHLY, BI-ANNUAL, ANNUAL COMPARISON

NOVEMBER 2024

Attachment F

Crimes

Monthly

System-Wide	Nov-24	Nov-23	% Change
Crimes Against Persons	165	179	-7.82%
Crimes Against Property	83	58	43.10%
Crimes Against Society	232	353	-34.28%
Total	480	590	-18.64%

Six Months

System-Wide	Jun-24-Nov-24	Jun-23-Nov-23	% Change
Crimes Against Persons	1,092	1,133	-3.62%
Crimes Against Property	474	379	25.07%
Crimes Against Society	3,995	1,037	285.25%
Total	5,561	2,549	118.16%

Annual

System-Wide	Dec-23-Nov-24	Dec-22-Nov-23	% Change
Crimes Against Persons	2,084	2,207	-5.57%
Crimes Against Property	815	749	8.81%
Crimes Against Society	6,150	1,984	209.98%
Total	9,049	4,940	83.18%

Average Emergency Response Times

Monthly

Nov-24	Nov-23	% Change
4.13	5.92	-30.20%

Six Months

Jun-24-Nov-24	Jun-23-Nov-23	% Change
4.66	5.35	-12.90%

Annual

Dec-23-Nov-24	Dec-22-Nov-23	% Change
5.05	5.53	-8.61%

Bus Operator Assaults

Monthly

Nov-24	Nov-23	% Change
10	20	-50.00%

Six Months

Jun-24-Nov-24	Jun-23-Nov-23	% Change
82	89	-7.87%

Annual

Dec-23-Nov-24	Dec-22-Nov-23	% Change
160	164	-2.44%

Ridership

Monthly

Nov-24	Nov-23	% Change
25,844,065	24,218,275	6.71%

Six Months

Jun-24-Nov-24	Jun-23-Nov-23	% Change
159,139,564	147,704,809	7.74%

Annual

Dec-23-Nov-24	Dec-22-Nov-23	% Change
308,819,421	283,227,132	9.04%



Metro

SYSTEM SECURITY & LAW ENFORCEMENT

MONTHLY, BI-ANNUAL, ANNUAL COMPARISON

NOVEMBER 2024

Attachment F

