

Metro Homeless
Outreach
Management &
Engagement
(HOME)

Quarterly Update
July 2024



HOME Outreach Teams

- Contracted for 24 multidisciplinary teams (MDT)
 - 19 teams are onboarded w/ remaining 5 in recruitment
 - Deployed 7 days a week, w/ 24hr Coverage M-F
 - Ongoing coordination w/ Ambassadors, Security and Law Enforcement to focus on End of Line and Focus stations

Homeless Outreach Costs & Projection:

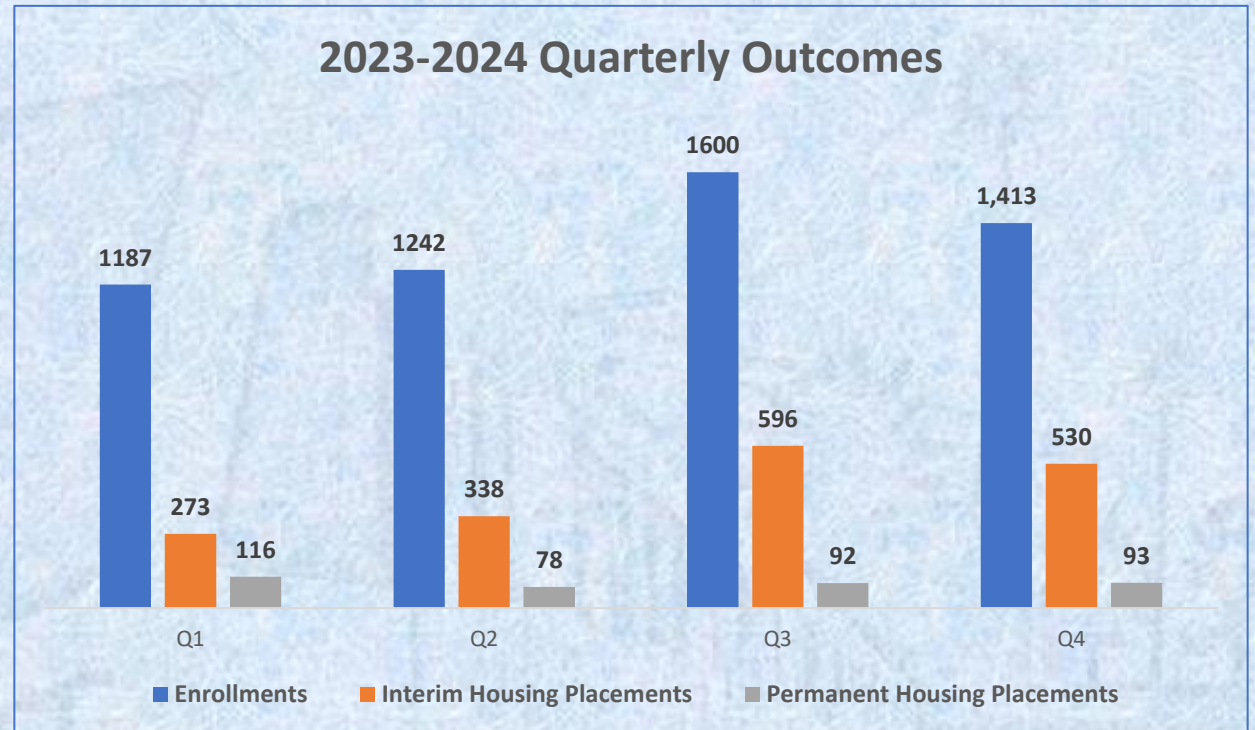
- FY23 Cost (16 MDT, 25 Interim Beds & Metro staff) \$6M
- Projected FY24 Cost (19 MDTs, 25 Interim beds & Metro staff): \$11M
- Maximum annual cost (24 MDTs, 25 Interim Beds & Metro staff): \$17.8M



Key Performance Indicators

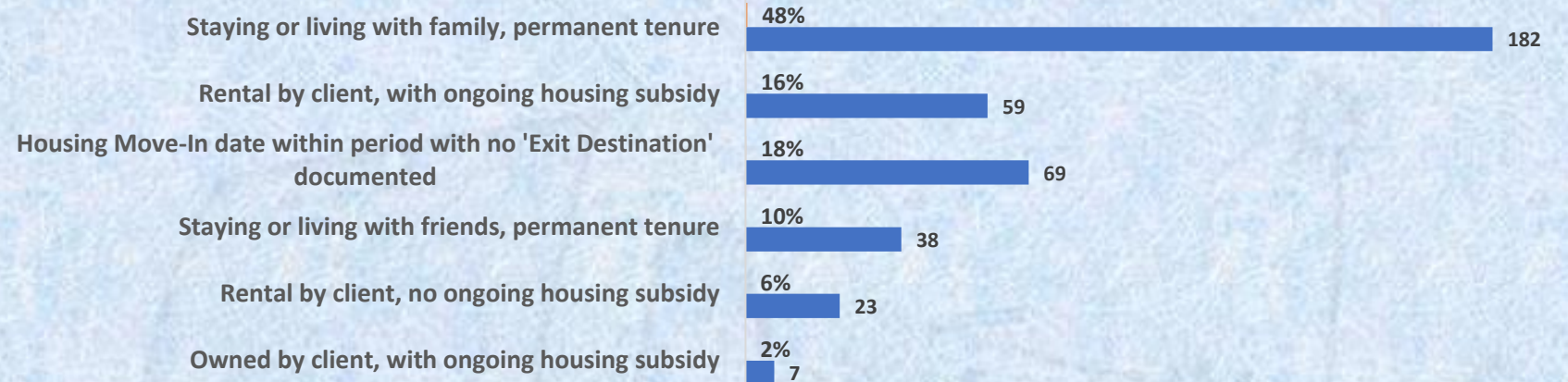
Between July 1, 2023, and June 30, 2024, Metro MDTs have:

- **5,442** New Enrollments into the Homeless Management Information System (HMIS)
- **1,737** Interim Housing Placements
- **379** Permanent Housing Placements
- **2,116 Total Housing Placements – 219% of the annual goal of 966**

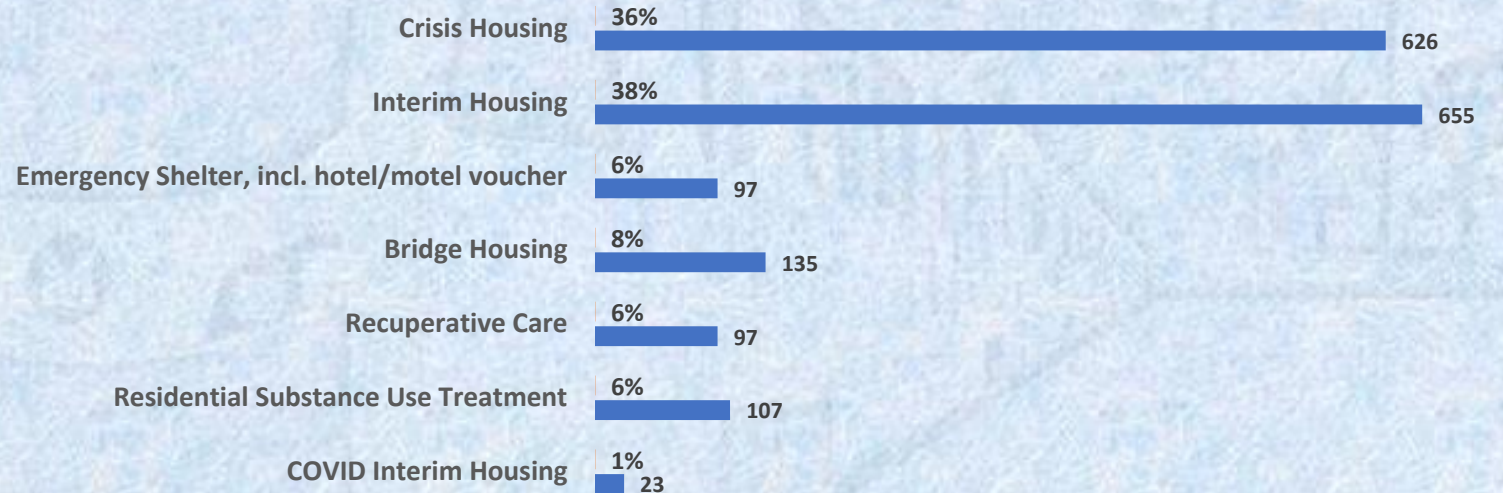


Housing Placement Data

Permanent Housing Placements



Temporary Housing Placements



Partnerships

Welcome Navigation Center (Located in SPA 6)



- LAHSA-operated
- 25 beds with 24/7 access
- 1st Metro clients referred on 6/10

Pathway Home Projects (Lynwood & Monrovia/Duarte)



- Total of 20 PEH referred
- MDTs: HOPICS and Union Station Homeless Services

LA Family Housing Beds (San Fernando Valley)



- Reserved for Metro MDTs
 - 20 beds with 24/7 access
 - Located closely to the North Hollywood B line station

Partnerships

Department of Mental Health:

- Provide DMH teams with system access for improved response to service requests
 - *20 Metro IDs were issued to DMH teams in March*
- Develop screening & referral tool for Metro frontline staff to connect people to available mental health resources
 - *Tool completed in May*
 - *DMH began training Metro homeless outreach staff on June 27th*
 - *Tool provides teams w/ direct referral to DMH field-based teams*
- Training to Ambassadors scheduled for July
- Further evaluate and analyze referral data from Metro to establish need vs. DMH capacity
 - *Data collection began in July*

Blue Ribbon Commission on Homelessness Leadership Table:

- Metro has a designated seat alongside County, City, LAHSA and other Sector Leaders
- Purpose & Role of the Leadership Table:
 - **Unite** the region around one plan to reduce homelessness
 - **Educate** the public and hold the system accountable
 - **Align** all sectors to by leveraging spheres of influence
 - **Promote** ways to direct private sector funding to support the regional plan

Point In Time Count

2024 Point in Time Count

- Counted at rail and busway stations
- Used consistent method of counting
- Providing Metro volunteers w/ specialized training
- Next year will include demographic survey on vehicles and stations
- Results:
 - Estimated between 1,041 and 1,092 people experiencing homelessness on any given night on Metro property, *excluding vehicles*



SCOTUS Decision – Grant's Pass

The Supreme Court ruled in favor of the city in Johnson v. Grants Pass (6-3), concluding that cities don't violate the Constitution by penalizing people for camping outside. The court's majority disagreed with the argument that enforcing public camping laws amounts to cruel and unusual punishment, which is prohibited by the Eighth Amendment. Justice Neil Gorsuch stated that the city's enforcement of its public camping laws does not violate the Eighth Amendment. This decision could impact how cities nationwide respond to homelessness.

What this decision means for Metro:

- Cities who decide to enforce public camping laws may lead to increases in people seeking shelter on the system
- Our law enforcement partners are committed to offering social services and support before citation
- Staff will monitor the system for changes and report on the impact to the board

Thank You