



Metro Open Streets Grant Program Cycle Four Funding Recommendations

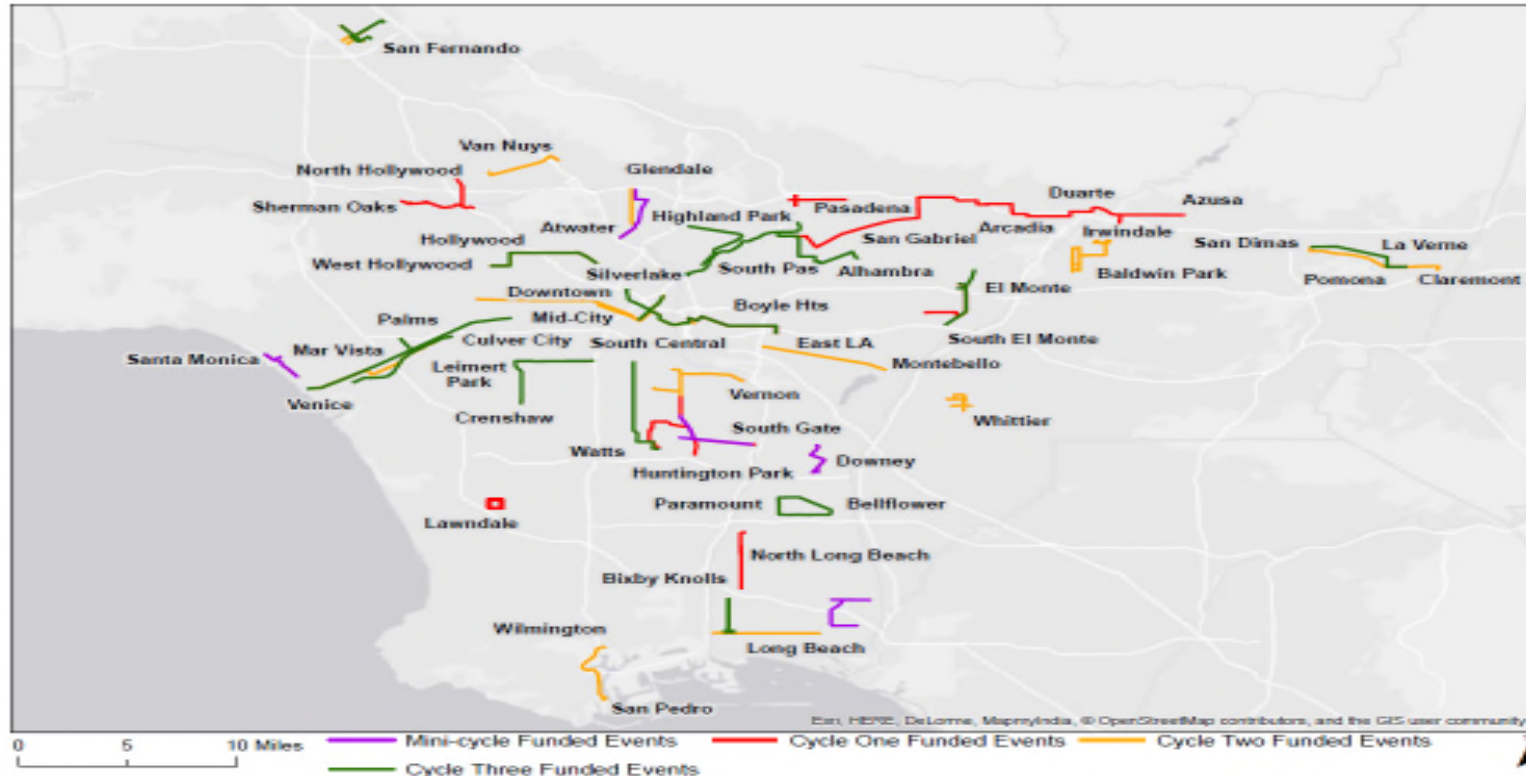
Recommendation

- Award and program a total of \$5 million for Cycle Four (4) of the Open Streets Grant Program (through December 2023) per the Metro Board Motion 72 in 2013 and programmatic support as follows.
- Authorize reprogramming of any Cycle Three and FY2020 funding not expended by December 31, 2021, towards the next highest scored event in Cycle Four (up to \$346,205 remaining)
- Provide reduced funding award of \$59,000 to bottom scored application



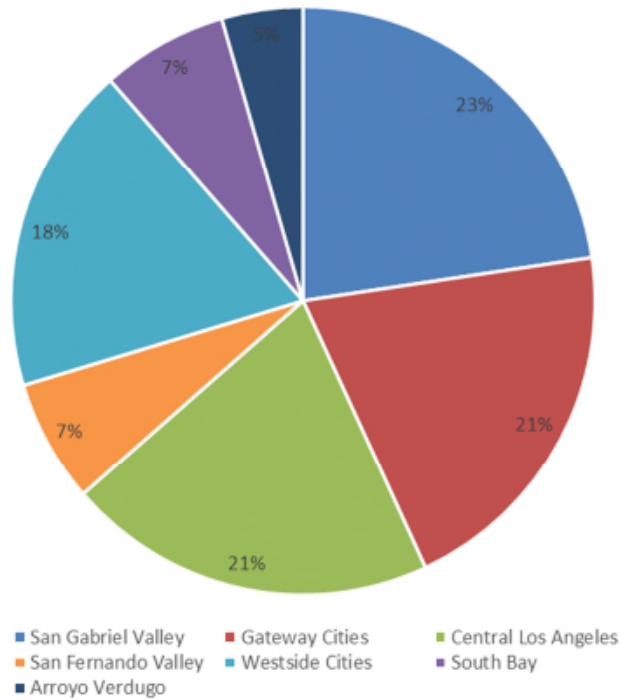
Program Implementation to Date

- In June 2013, the Metro Board directed staff to award up to \$2 million annually to support Open Street events.
- On Cycle 3, a mini-cycle and additional \$1 million, was added to the program cycle.
- In result, the total amount of Cycle 3 has increased from \$4 million to \$5 million.
- To date, \$12.74 million has been awarded to 46 events in 34 jurisdictions.
- Of these, 33 events totaling over 206 miles have been implemented.

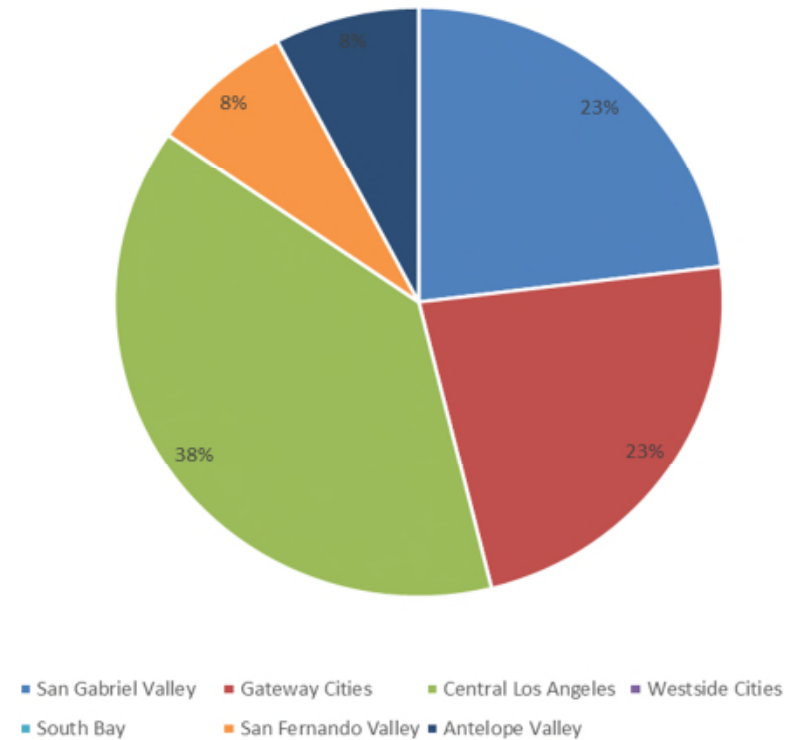


Regional Distribution of Events

Funding Received All Cycles to Date



Cycle Four Funding Recommendations



Open Streets Cycle Four

- In the June 2021, the Board authorized the release of the Cycle Four Application and Guidelines and approved increasing Cycle Four funding availability from \$2 million to \$2.5 million annually.
- Per the May Board Motion 2020-0375, Cycle Four continues to allow for “Slow Streets” that encourage social distancing and multi-day events.
- The competitive Cycle Four application process was scored by a review panel that consisted of members from the Metro Office of Equity and Race (OER), Metro Operations, and Southern California Association of Governments (SCAG)
- A total of 27 applications were received for a total of \$9.6 million in funding request.

The panel recommends funding 13 events within the \$5 million budget including:

- All 13 events include routes along Equity Focused Communities
- 11 new routes
- 5 first time applicants
- 3 Slow Streets applications

Cycle Four Funding Recommendations

Date	Event Title	Applicant	Length in Miles	New Route	1st time app	EFC	Multi-city	Open Streets	Slow Streets	Average Score	Grant Request	Grant Award
1 Sunday September 17, 2023	Eastside Open Street Event	Commerce	10	X	X	X	X	X		91.3	\$500,000	\$500,000
2 Saturday, May 13, 2023	Northeast Valley Community Street Festival	San Fernando	7.5	X		X	X	X		91.0	\$500,000	\$500,000
3 Sunday in February 2023	Open Streets South LA: Expo Meets Jesse Owens (Park2Park)	South LA	6	X	X	X		X		90.7	\$400,000	\$400,000
4 December, 2022	South LA to Watts Open Street Event— 2022	Los Angeles City	6.3	X		X	X	X		88.7	\$325,000	\$325,000
5 September, 2023	Walk & Roll Fest in conjunction with Slow Streets September	Lancaster	5+	X	X	X		X	X	87.7	\$480,000	\$480,000
6 April, 2023	Heart of the Foothills	SGV COG	6.5			X	X	X		87.0	\$500,000	\$500,000
7 December, 2023	South LA to Crenshaw Open Street Event— 2023	Los Angeles City	6	X		X	X	X		86.7	\$400,000	\$400,000
8 October, 2022	Hawaiian Gardens Fun Walk, Run and Bike Open Street Event	Hawaiian Gardens	1	X	X	X		X	X	86.0	\$40,000	\$40,000
9 October, 2023	Heart of LA Open Street Event— 2023	Los Angeles City	6.5			X	X	X		84.7	\$400,000	\$400,000
10 January, 2022 - December, 2023	SGV Slow Street Demonstration Initiative	SGV COG	N/A	X		X	X		X	84.7	\$500,000	\$500,000
11 5 Sundays in October 2022	Camina en Walnut Park: Domingos en Octubre	Walnut Park	0.5	X	X	X		X		84.0	\$400,000	\$400,000
12 Sunday, October 30, 2022	626 Golden Streets ArroyoFest	SGV COG	7	X		X	X	X		84.0	\$496,000	\$496,000
13 June, 2023	Koreatown to Hollywood Open Street Event	Los Angeles City	5	X		X	X	X		83.3	\$350,000	\$59,000
14 Sunday, May 1, 2022	626 Golden Streets Mission-to-Mission	SGV COG	5				X	X		83.0	\$396,000	\$0
15 February, 2023	Mid City to Pico Union Open Street Event	Los Angeles City	4	X		X		X		82.3	\$325,000	\$0
16 October, 2022	Heart of LA Open Street Event— 2022	Los Angeles City	6			X	X	X		81.0	\$400,000	\$0
17 May, 2023	Watts Neighborhood Open Street Event	Los Angeles City	1	X		X		X		81.0	\$150,000	\$0
18 Saturday May 20, 2023	Beach Streets Downtown	Long Beach	4					X		80.7	\$216,000	\$0
19 May, 2022	South LA (Western Ave) Neighborhood Open Street Event	Los Angeles City	2.5	X		X		X		80.7	\$250,000	\$0
20 Sunday, June 26, 2022	CicLAvia - Glendale Meets Atwater Village	Glendale	3.5					X		78.7	\$249,051	\$0
21 Sunday, February 27, 2022	Culver City Meets Venice 2022	Culver City	6.75				X	X		78.3	\$480,000	\$0
22 September, 2023	6th St: Arts District to Boyle Heights Neighborhood Open Street	Los Angeles City	1.25	X		X	X	X		77.7	\$100,000	\$0
23 April, 2023	West Valley: Sherman Way to Reseda Open Street Event	Los Angeles City	6	X		X		X		77.3	\$350,000	\$0
24 August, 2023	Mid City to the Sea Open Street Event— 2023	Los Angeles City	7			X	X	X		77.3	\$500,000	\$0
25 A Sunday in April 2022	CicLAvia: The Hollywoods Meet Beverly Hills	West Hollywood	7.5	X			X	X		77.0	\$500,000	\$0
26 Saturday May 21, 2022	Beach Streets University	Long Beach	4.1					X		75.0	\$216,000	\$0
27 September, 2022	North Hollywood Open Street Event	Los Angeles City	1	X		X		X		72.0	\$125,000	\$0

Total Grant Request	\$9,548,051
Total Grant Award	\$5,000,000

Cycle Four Funding Recommendations

General Event Information – 10 points

Project Feasibility – 20 points

Proposed partnerships and demonstration of potential for event success*	5
Event readiness (Funds will be required to be expended by December 31, 2022)	4
Agency's existing active transportation programs and policies	4
Community support	4
Matching funds committed	3

* Partners may include but are not limited to COGs, community groups, event producers and non-profits. Previous grantees must demonstrate success with previous events and lessons learned. New applicants must demonstrate that they have the capacity to produce an Open Street event.

Route Setting – 49 points

Route is innovative and helps to encourage social distancing (Examples include evening events, weekday events, holiday events, multi-day events, themed events, events that encourage increased local retail/stakeholder participation, extended routes, and events that differentiate themselves from previous LA County Open and Slow Street events)	12
Route includes disadvantaged (Equity Focus) communities*	10
Proximity and access to commercial and retail corridors	5
Connections to cultural, architectural, historical and/or important destinations in the community	5
Event cost per mile	5
Route is along or intersects with existing bicycle infrastructure**	3
Route adheres to Social Distancing guidance	3
Topography - The route minimizes hilly terrain***	3
Route length (longer routes are encouraged)	3

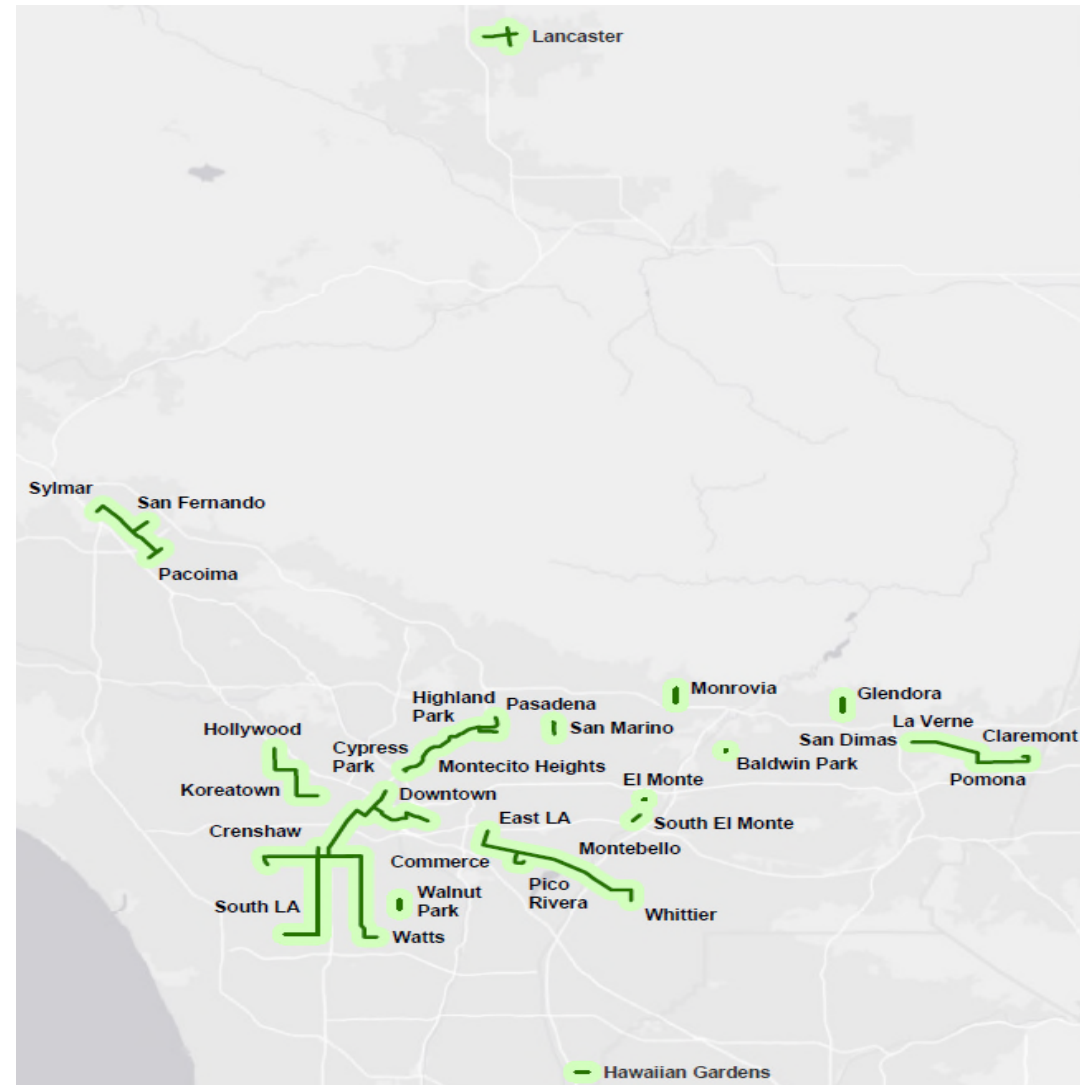
*Based on average of 70th percentile CalEnviroScreen Score for census tracts directly adjacent to the proposed route (<http://oehha.maps.arcgis.com/apps/Viewer/index.html?appid=112d915348834263ab8ecd5c8da67f68>)

**Will the route be on or intersect any existing bicycle infrastructure? Will the route encourage first time riders to modify their travel behavior in the future?

*** As an example, see San Francisco's "Wiggle" - http://en.wikipedia.org/wiki/The_Wiggle

Transit and Community Connectivity - 21 points

Route includes multiple jurisdictions	5
Applicant jurisdiction has not had a previous Open Street event in their community	5
Connections between multiple central business districts or retail corridors	5
Plan to attract participants from throughout the surrounding community	4
Accessibility to Metro Rail	2



Cycle Four Next Steps

Pending Board Approval:

- Notify and develop funding agreements with all applicants of awards.
- Reprogram any Cycle Three funds left unexpended.
- First event in January 2022.

