

Metro BSC Performance and Utilization Report

I. Program Metrics

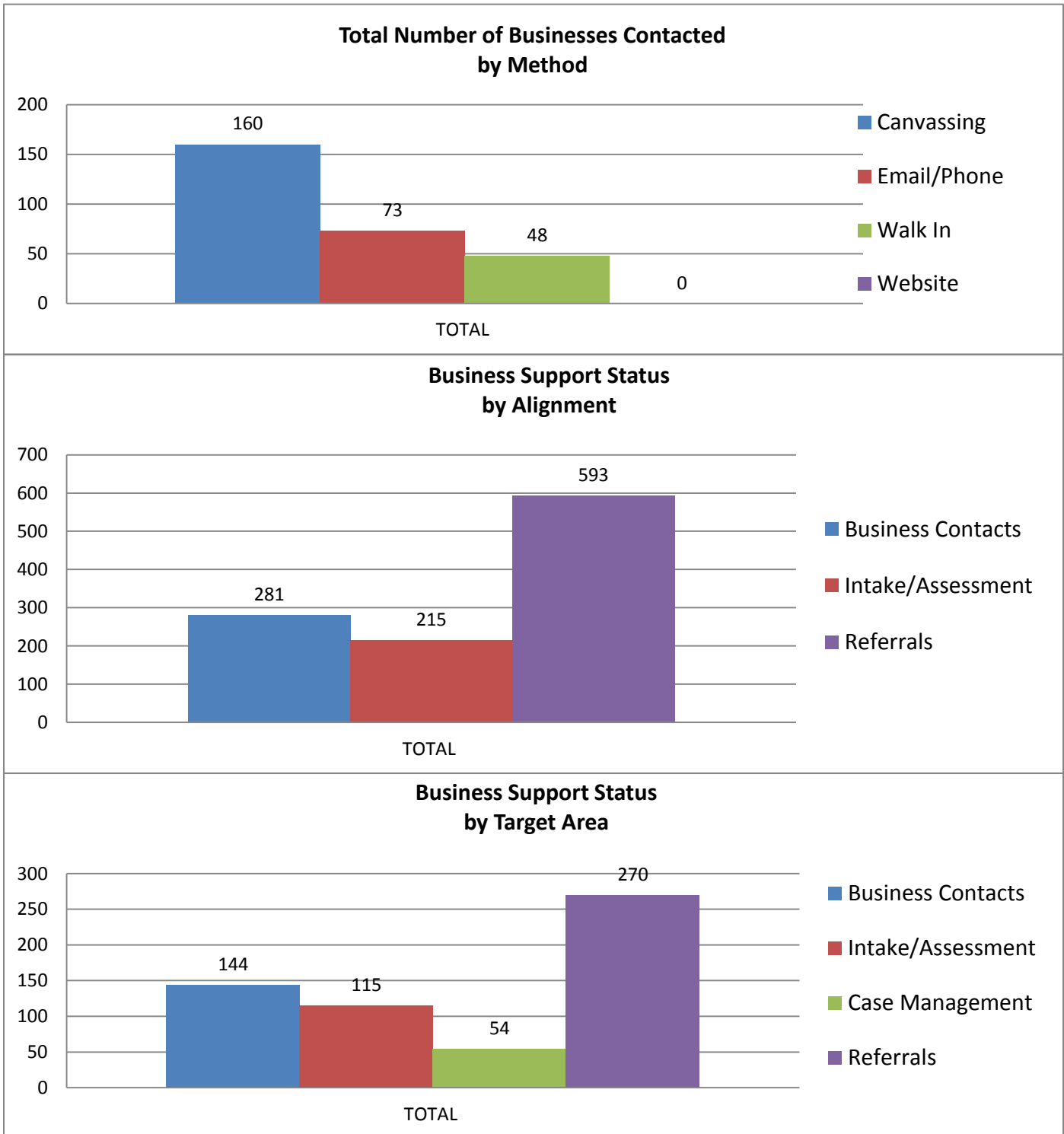
PROGRAM METRICS - ALIGNMENT		
1	Number of businesses contacted	281
2	Number of businesses completing intake/assessment forms	215
3	Number of referrals	593

PROGRAM METRICS - TARGET AREA			
1	Percentage of businesses completing intake/assessment forms	115/91	126%
2	Percentage of businesses in case management	54/91	59%
3	Number of businesses that completed case management plans	17	
4	Number of businesses receiving referrals	91	

Notes:

1. Business Support Status by Alignment: Represents businesses throughout CLAX Transit Corridor
2. Business Support Status by Target Area: Represents aggregated (sub-set) of Alignment
3. BSC program staff has identified 91 eligible active businesses in the target area 48th – 60th Street.
4. Greater number of businesses (115) in the target area completed intake/assessment forms prior to categorization as an eligible active business.

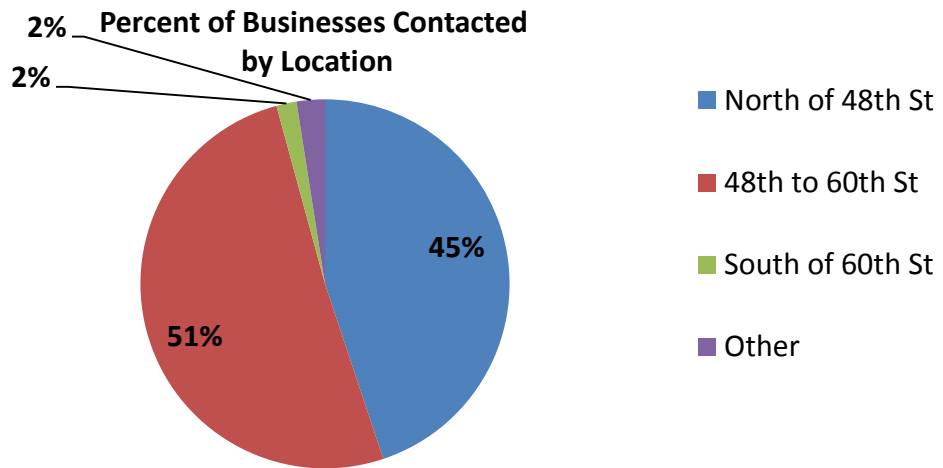
II. BSC Activities Data



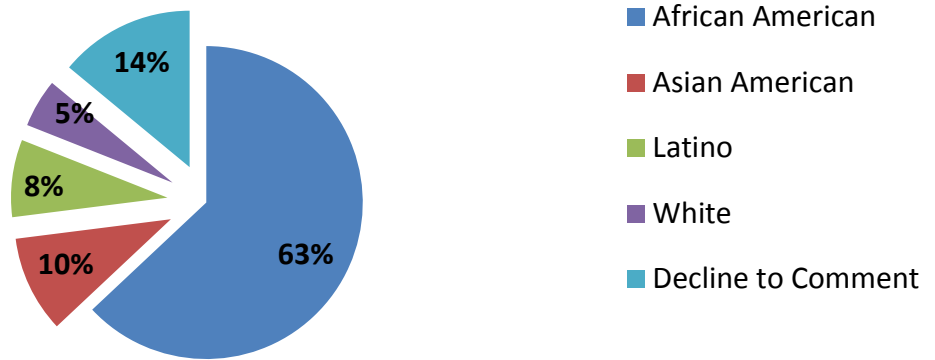
* Business Support Status by Alignment: Represents businesses throughout CLAX Transit Corridor

* Business Support Status by Target Area: Represents aggregated (sub-set) of Alignment

III. Client Demographic Data



Client Demographics: Ethnicity



Client Demographics: Gender

