

# Monthly Update on Public Safety

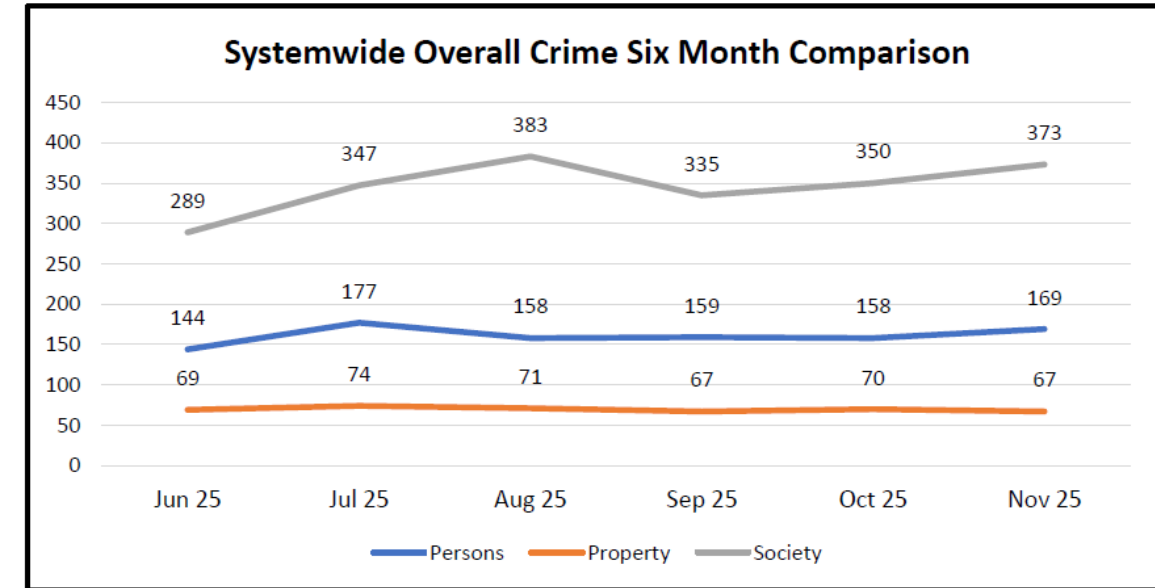
*Operations, Safety, & Customer Experience  
Committee Meeting*

*January 15, 2026*

# Systemwide Crime Stats

## October & November 2025

- **Crimes Against Persons** remained roughly the same in October as the month prior, then increased by 7% in November due to increases in aggravated assaults and robberies.
  - An analysis of violent crime during October and November over the past five years shows that crime tends to trend higher during these months,
- **Crimes Against Property** had a slight increase in October due to thefts. Then, in November, they dropped by 4.3%.
  - The decrease can be attributed to LAPD's surge in deployments for the holiday season, which began on November 10 to target property crimes.
- Arrests for **Crimes Against Society** increased in October and November due to an increase in arrests for weapons and trespassing.
  - On October 8 and November 24, LASD had successful operations at Lake and Fillmore stations, respectively, that targeted narcotics-related crimes.



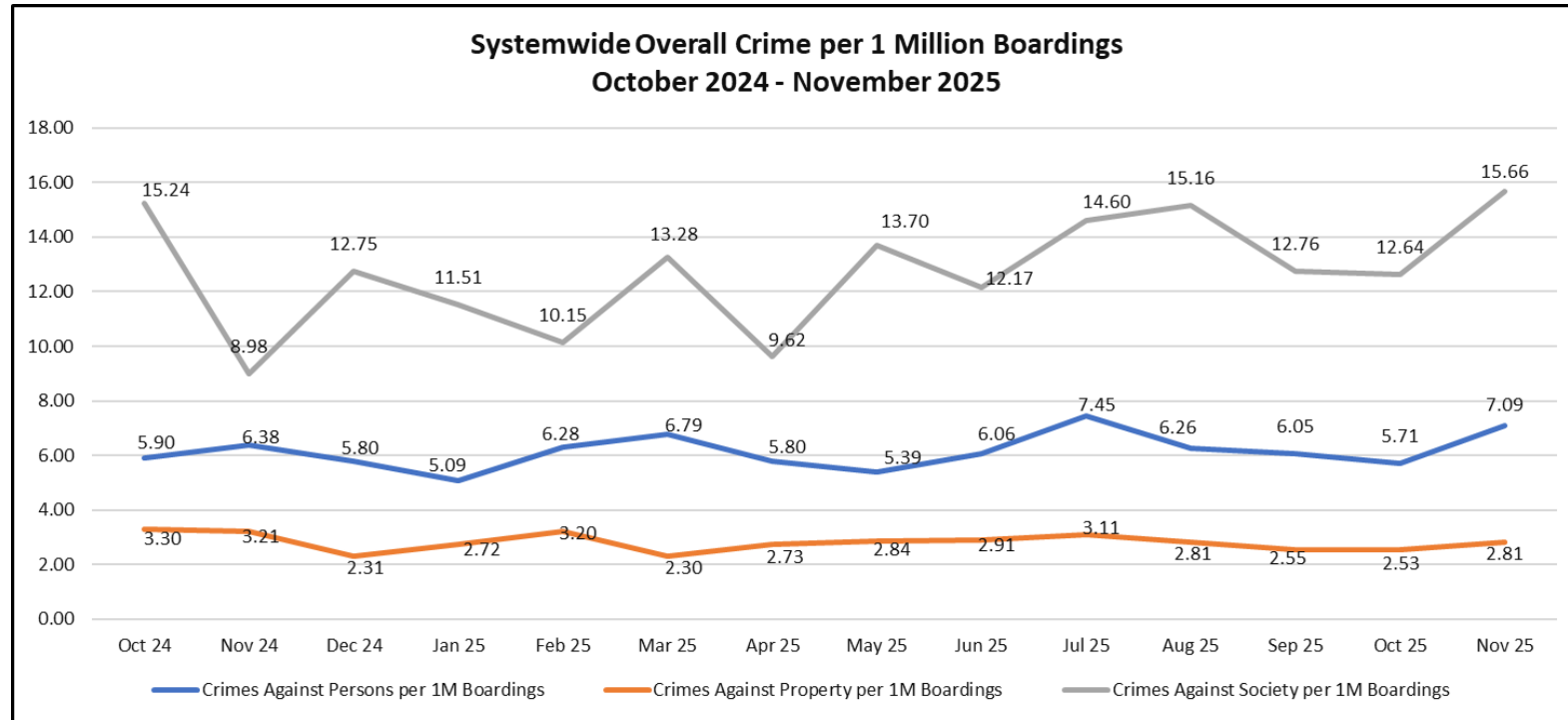
## When compared to October & November 2024...

- Crimes Against Persons decreased by 7.1% in October 2025 and had a slight increase of 2.4% in November 2025.
- Crimes Against Property **decreased by 26.3%** in October 2025 and are **down by 19.3%** in November 2025.
- Crimes Against Society decreased by 20.3% in October 2025 and increased by 60.8% in November 2025.

# Systemwide Crime Stats

Oct & Nov 2025 vs. Oct & Nov 2024

Per One Million Boardings



Since 2022, Metro has seen an average decrease in ridership of 10% from October to November. This decrease in ridership from Oct to Nov is historically not uncommon.

There was a 14.0% decrease in ridership in November, which impacted the crimes per one million boardings in all three categories.

- **Crimes Against Persons** decreased by 5.8% in October, then increased by 24.4% in November due to increases in aggravated assaults and robberies.
- **Crimes Against Property** slightly decreased in October, then increased by 11.3% in November.
- **Crimes Against Society** slightly decreased in October, then increased by 22.5% in November.

# Engaged & Visible Deployment

October & November 2025

## LAW ENFORCEMENT

LAPD and LASD enforce the penal and municipal code on the system, including conducting trespass investigations.

	October	November
Arrests	556	606
Citations	603	868

## CUSTOMER SENTIMENT

- *Reddit* – a post titled “7th/Metro Station looking better these days” generated a positive discussion concerning the installed faregates and the presence of security nearby the emergency exit of the faregate area, which the commentators noted that they were satisfied to witness that it deterred fare evaders.
- *Reddit* – a post titled “Is it safe to travel the subway to work?” received many positive responses, with one user stating that taking the Metro instead of driving in rush hour traffic has improved their quality of life. The user added that they have seen an uptick in Metro Ambassadors and Metro police at stations and that the system feels safer.

## TRANSIT SECURITY

- TSOs issued 300 citations & 278 written warnings in October and 317 citations & 307 written warnings in November.

Bus Safety Teams conducted end-of-line operations during Owl Service on the Line 2 in Exposition Park and Line 4 in DTLA. These two bus lines have consistently ranked in the Top Five list of bus lines with reported crimes and bus operator assaults for most of 2025.

## METRO AMBASSADORS

Ambassadors provide support to riders, connecting riders to resources and reporting safety incidents or maintenance needs.

- 6,046 (Oct) & 4,144 (Nov) cleanliness issues
- 2,560 (Oct) & 2,448 (Nov) graffiti incidents
- 911 (Oct) & 811 (Nov) elevator and escalator problems

## END OF LINE OPERATIONS


Contract Security officers offload trains at 11 end-of-line rail stations.

- October: 93% decrease in refusals vs. Oct 2024.
- November: 78% decrease vs. Nov 2024.



# Access Control & Station Experience

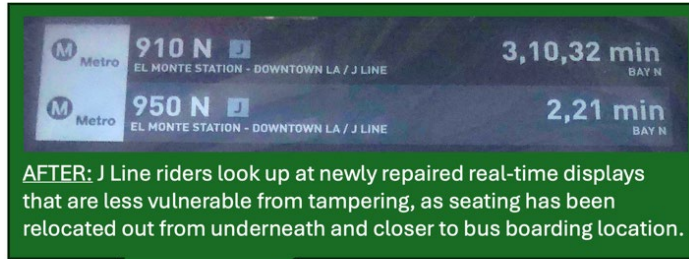
- West Valley's Sherman Way Station improvements hold strong
- Piloting Seattle's Elevator Odor Mitigation Program at legacy elevators
- Real-time arrival displays return to Slauson/I-110 [J] Station



Sherman Way east parking lot improvements  
(Before & After)



**BEFORE:** Persistent offenders would stand on the original bench partitions to steal real-time digital displays and cables, then re-wire extension cords to the hiding area behind for unauthorized use, resulting in loss of customer information and \$10,000+ in damage.



**AFTER:** J Line riders look up at newly repaired real-time displays that are less vulnerable from tampering, as seating has been relocated out from underneath and closer to bus boarding location.




Crews conduct a fit-test of the odor neutralizer (Right)


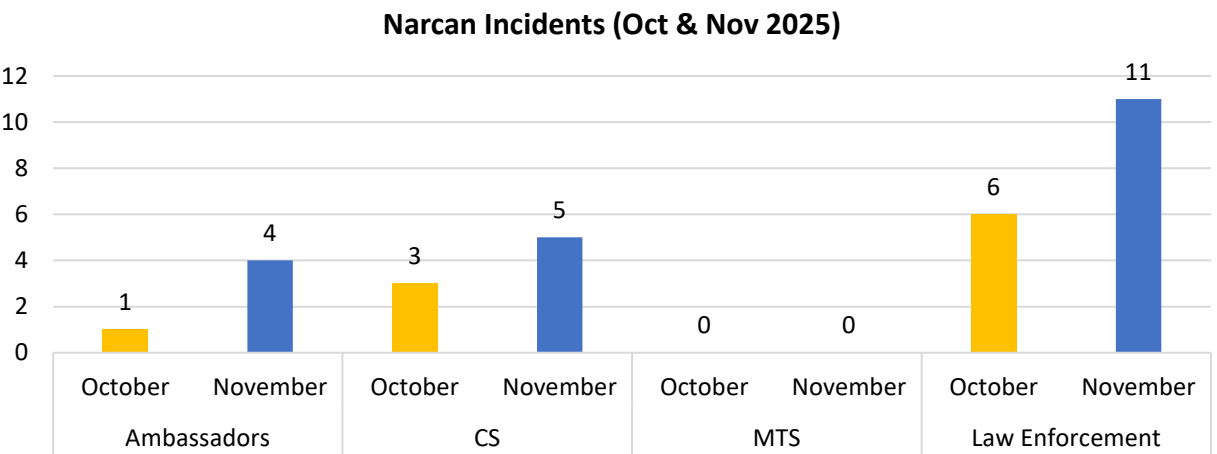
# Partnerships to Mitigate Societal Issues

Metro utilizes a care-based approach, collaborating with the Department of Health Services (DHS) and homeless service agencies to deploy multidisciplinary outreach teams (MDTs) across the rail and bus system.

So far, in FY26 (July 2025 through November 2025):



Metro has also worked closely with other County departments to help identify programs and improve access to mental health and substance abuse resources.





# Frontline Safety

- In October & November, there were 13 and 20 assaults on Metro frontline personnel, respectively.
- Using physical force, using a weapon/object, and brandishing a weapon were the methods of assaults on operators.
  - In October & November, 727,999 and 682,079 revenue miles were traveled between each operator assault, respectively.
  - Police reports were filed for all operator assaults, with two suspects arrested and four with open investigations. Only one assault required medical transport.
- Using physical force was the top method of assault on other frontline staff, followed by spitting and using a weapon/object/projectile.

Assaults on Metro Employees & Contractors			
Type	Sep-25	Oct-25	Nov-25
Bus Operators	11	3	14
Rail Operators	0	0	0
Metro Transit Security Officers	0	0	0
Contract Security Officers	9	3	6
Ambassadors	4	6	0
Blue Shirts	0	0	0
Custodians	1	1	0
Total	25	13	20

