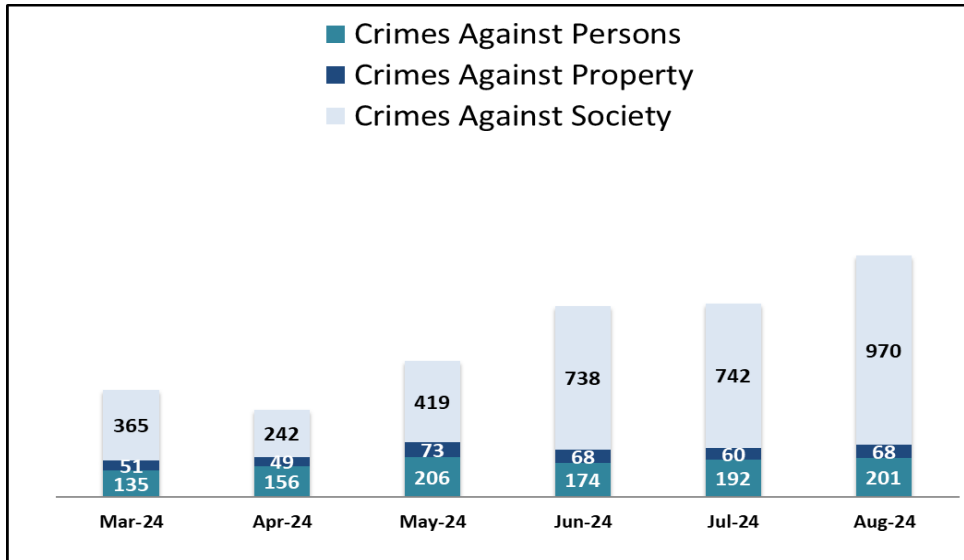


**SYSTEMWIDE LAW ENFORCEMENT OVERVIEW**
**AUGUST 2024**

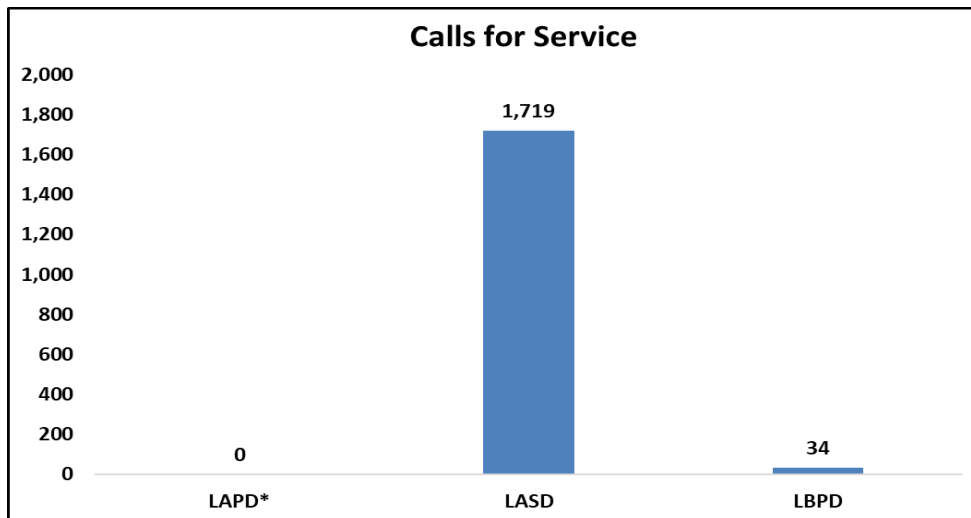
Attachment E

**Total Crimes**


Crimes Against Persons: violent crimes (i.e., homicide, aggravated assaults) are those in which the victims are always individuals

Crimes Against Property: crimes to obtain money, property, or some other benefit (i.e., theft, vandalism, robbery)

Crimes Against Society: represent society's prohibition against engaging in certain types of activity (i.e., drug violations)

**Calls for Service**


\* LAPD Calls for Service data is currently unavailable

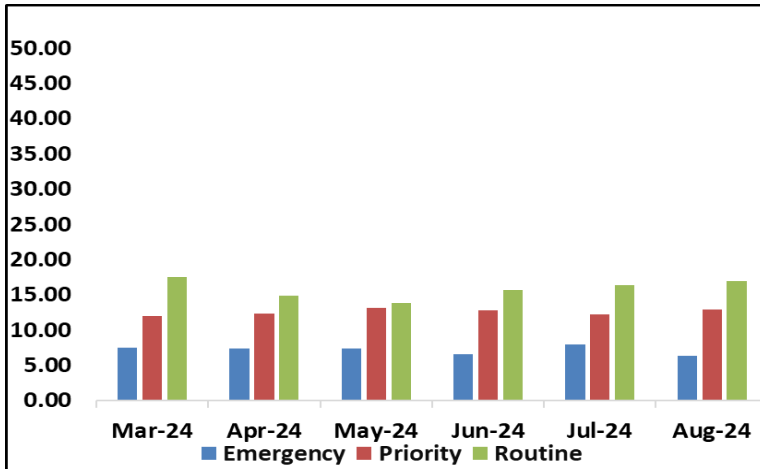
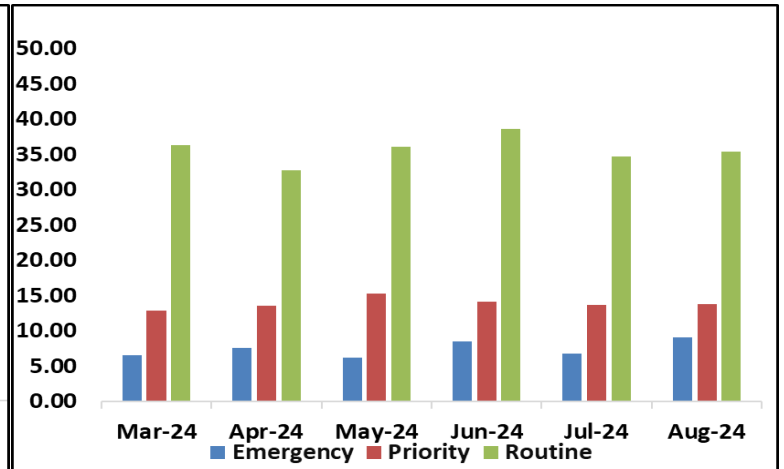
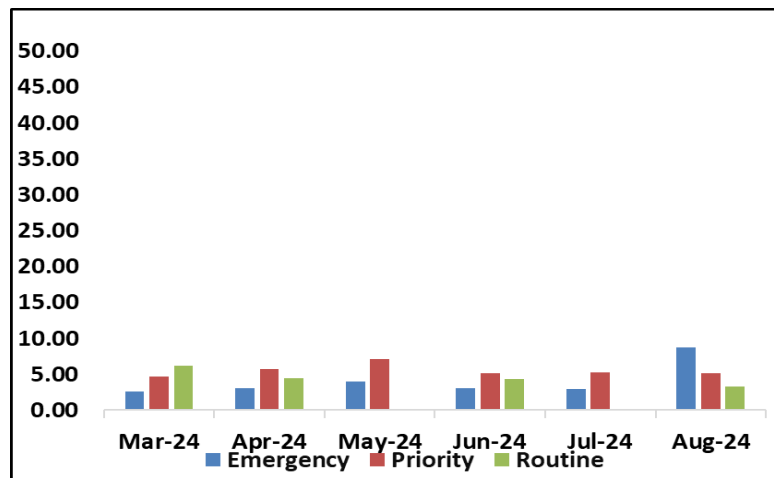
**SYSTEMWIDE LAW ENFORCEMENT OVERVIEW**

AUGUST 2024

Attachment E

**Average Incident Response Times**

These graphs show how long it takes (in minutes) for LAPD, LASD, and LBPD to respond to Emergency, Priority, and Routine calls

**LAPD**

**LASD**

**LBPD**


# Transit Police

## Monthly Crime Report


**Attachment E**

	2024	2023	%
	August	August	Change
<b>CRIMES AGAINST PERSONS</b>			
Homicide	0	1	-100.0%
Rape	1	0	100.0%
Robbery	30	37	-18.9%
Aggravated Assault	43	55	-21.8%
Aggravated Assault on Operator	5	6	-16.7%
Battery	100	84	19.0%
Battery on Operator	12	8	50.0%
Sex Offenses	10	8	25.0%
<b>SUB-TOTAL</b>	<b>201</b>	<b>199</b>	<b>1.0%</b>
<b>CRIMES AGAINST PROPERTY</b>			
Burglary	1	0	100.0%
Larceny	45	39	15.4%
Bike Theft	0	1	-100.0%
Motor Vehicle Theft	1	2	-50.0%
Arson	0	0	0.0%
Vandalism	21	6	250.0%
<b>SUB-TOTAL</b>	<b>68</b>	<b>48</b>	<b>41.7%</b>
<b>CRIMES AGAINST SOCIETY</b>			
Weapons	28	13	115.4%
Narcotics	139	41	239.0%
Trespassing	803	40	1907.5%
<b>SUB-TOTAL</b>	<b>970</b>	<b>94</b>	<b>931.9%</b>
<b>TOTAL</b>	<b>1,239</b>	<b>341</b>	<b>263.3%</b>
<b>ENFORCEMENT EFFORTS</b>			
Arrests	1,413	283	399.3%
Citations	1,585	467	239.4%
Calls for Service	1,753	1,445	21.3%



**Metro**

## SYSTEM SECURITY & LAW ENFORCEMENT

### MONTHLY, BI-ANNUAL, ANNUAL COMPARISON

AUGUST 2024

Attachment E

#### Crimes

##### Monthly

System-Wide	Aug-24	Aug-23	% Change
Crimes Against Persons	201	199	1.01%
Crimes Against Property	68	48	41.67%
Crimes Against Society	970	94	931.91%
Total	1,239	341	263.34%

##### Six Months

System-Wide	Mar-24-Aug-24	Mar-23-Aug-23	% Change
Crimes Against Persons	1,064	1,111	-4.23%
Crimes Against Property	369	395	-6.58%
Crimes Against Society	3,476	1,017	241.79%
Total	4,909	2,523	94.57%

##### Annual

System-Wide	Sep-23-Aug-24	Sep-22-Aug-23	% Change
Crimes Against Persons	2,139	2,089	2.39%
Crimes Against Property	716	748	-4.28%
Crimes Against Society	5,376	1,293	315.78%
Total	8,231	4,130	99.30%

#### Average Emergency Response Times

##### Monthly

Aug-24	Aug-23	% Change
8.02	3.86	107.77%

##### Six Months

Mar-24-Aug-24	Mar-23-Aug-23	% Change
6.20	5.39	14.97%

##### Annual

Sep-23-Aug-24	Sep-22-Aug-23	% Change
5.83	5.44	7.07%

#### Bus Operator Assaults

##### Monthly

Aug-24	Aug-23	% Change
17	14	21.43%

##### Six Months

Mar-24-Aug-24	Mar-23-Aug-23	% Change
87	91	-4.40%

##### Annual

Sep-23-Aug-24	Sep-22-Aug-23	% Change
176	158	11.39%

#### Ridership

##### Monthly

Aug-24	Aug-23	% Change
27,066,446	25,124,083	7.73%

##### Six Months

Mar-24-Aug-24	Mar-23-Aug-23	% Change
156,975,463	144,314,931	8.77%

##### Annual

Sep-23-Aug-24	Sep-22-Aug-23	% Change
302,812,864	275,707,842	9.83%



Metro

SYSTEM SECURITY & LAW ENFORCEMENT

MONTHLY, BI-ANNUAL, ANNUAL COMPARISON

AUGUST 2024

Attachment E

