

Program Management

Project Status Report

Construction Committee

March 2024

Project Budget & Schedule Status Summary Chart

Project	Cost Performance		Schedule Performance		Comments
	Variance Approved LOP	Variance Revised Budget	Variance Original	Variance Revised Schedule	
1. LAX/Metro Transit Center (AMC)					Project is approximately 75.4% complete. Track work completed at mainline tracks #3 and #4, with LFAT and clearance tests underway. Construction activities continue with focus on roof level activities including installation of skylights. Vertical Circulation systems continue with multiple escalators being installed. Interior build outs have begun within LRT, Main Hub and Bike Hub. Equity – (100%) of the project is within or adjacent to Equity Focus Communities.
2. Westside Purple Line Extension-Section 1					Project is 90% complete. The current forecast Revenue Service Date is Spring 2025. The Forecast RSD is under review. Equity - This Project is not located within or adjacent to Equity Focus Communities. The Project's Current Forecast assumes receipt of additional funding in the future. Currently, the Project has less than 3% of its current LOP Budget contingency remaining. The Project plans to request additional funding in early 2024.
3. Gold Line Foothill Extension Phase 2B					Project is 82% complete. Construction continues with construction at the Glendora, San Dimas, La Verne and Pomona stations, SCRAA MOW building, and OCS installment. Equity - 25% of the project is within or adjacent to Equity Focus Communities.
4. Division 20 Portal Widening Turnback					Project is 64% complete. Construction continues inside the West Portal at the Union East Crossover, North Storage Yard tracks are complete with system device installation underway, TPSS assembly and LFAT complete. A \$80M increase in Life of Project (LOP) was approved at the April 2023 Regular Board meeting. Equity - 100% of the project is within or adjacent to Equity Focus Communities.
5. Westside Purple Line Extension-Section 2					Project is approximately 66% complete. The Project schedule is currently trending behind the target date, which is currently under review. Project obtained a LOP budget increase in July 2023. Equity - This project is not located within or adjacent to Equity Focus Communities.
6. I-5 North County Enhancements					Project is 37.05% complete. Retaining wall excavation/construction at 9 locations, work on 7 other bridges, roadway excavation, lean concrete base (LCB) placement, and drainage/barrier work continues. Equity - This project is not located within or adjacent to Equity Focus Communities.
7. G Line BRT Improvements*					Continuing to pursue scope refinements to address affordability issues, including ongoing community outreach. Advancing Gated Intersections Alternative including gates at 13 intersections and traffic signal reservicing at remaining crossings. Equity: 88% of the project is within or adjacent to Equity Focus Communities.
8. Westside Purple Line Extension-Section 3					Project is 50.8% complete. The Project is implementing an accelerated re-sequenced schedule with a revised Revenue Service Date in Summer 2027. Equity - 50% of the project is within or adjacent to Equity Focus Communities.
9. North Hollywood to Pasadena BRT Project*					Design been completed to 25% level by planning engineering firm. PMSS proposals were received and planned to go to the March board for award . The A&E RFP was released in August, Proposals were received in November and award is planned for the April Board. The CM/GC RFP was released in January 2024. 60% of the project is within or adjacent to Equity Focus Communities
10. I-105 Express Lanes*					Design is 80% complete overall. Due to re-design of Segment 1 to reduce the construction cost, segment 1 design is currently at 95% completion. Segments 2 and 3 Design is at 65% complete. Seg 1 Construction Change order Soil Nail Walls 30% was submitted. Equity: 70% of the project is within or adjacent to Equity Focus Communities.
11. East San Fernando Valley Light Rail Transit Project*					Advanced Utility Adjustment (AUA) #1 construction will be complete in March '24. FFGA Application documents were submitted on 12/1/23. Real property acquisitions are underway. Equity – 100% of the project is within or adjacent to Equity Focus Communities. Beginning process for awarding the initial Early Work Packages to the contractor.



*Projects without a LOP budget

March 2024 Construction Committee



On target



Possible problem (5-10% variance)



Significant Impact (over 10% variance)

Small Business Project Status Summary Chart (reflective of payments reported through January 2024)

Project	Phase	Goal Type	Contractor Commitment	Current Participation	Status	Variance from Last Reporting +/-	**Adjusted Participation %	% Complete	Comments
1. LAX/Metro Transit Center (AMC)	Construction	SBE	20.79%	19.01%		+1.19%		75%	Tutor Perini Corporation's (TPC) has a 1.78% SBE shortfall and is exceeding the DVBE commitment by 3.04%. TPC reported an uptick in both their SBE and DVBE participation of 0.19% and 0.69%, respectively during this reporting period. TPC has a shortfall mitigation plan on file.
		DVBE	4.96%	8.00%		+6.9%			
2. Westside Purple Line Extension-Section 1	Design	DBE	20.25%	22.36%		+1.19%		95%	Skanska-Traylor-Shea Joint Venture (STS) is exceeding the DBE commitment on both Design and Construction by 2.11% and 1.75%, respectively. STS reported an increase in DBE participation on both Design and Construction of 0.19% and 0.82%, during this reporting period.
	Construction	DBE	17.00%	18.75%		+8.2%	18.95%	92%	
3. Gold Line/Foothill 2B	Construction	--	--	--	--	--	--	--	Reporting on this contract is handled by the Metro Gold Line Foothill Extension Construction Authority.
4. Division 20 Portal Widening Turnback	Construction	SBE	19.34%	16.69%		+1.00%	16.93%	76%	Tutor Perini Corporation (TPC) has a 2.65% SBE and a 0.07% DVBE shortfall. TPC reported an uptick in its SBE participation by 1.00% and no change in the DVBE participation during this reporting period. TPC has a shortfall mitigation plan on file and noted delays in the project as the reason for the shortfall. TPC has an updated mitigation plan on file.
		DVBE	3.31%	3.24%		NC	3.28%		
5. Westside Purple Line Extension-Section 2	Design	DBE	25.31%	31.87%		-0.97%		97%	Tutor Perini/O&G, A Joint Venture (TPOG) is exceeding the DBE commitment on Design by 6.56% and has a 1.24% shortfall on Construction. TPOG reported a decrease in their DBE participation on both Design and Construction by 0.97% and 0.19% during this reporting period. TPOG has a shortfall mitigation plan on file.
	Construction	DBE	17.00%	15.76%		-1.19%		66%	
6. I-5 North County Enhancements	Construction	DBE	13.01%	16.14%		+1.78%		37%	OHLA USA, Inc.'s (OHLA) is currently exceeding its DBE commitment by 3.13%. OHLA reported a 1.78% increase in DBE participation during this reporting period.
7. G Line BRT Improv.* (PDD Phase 1)	PDB	SBE	18.35%	22.02%		+6.1%		73%	Valley Transit Partners' (VTP) is exceeding the SBE and DVBE commitments by 3.67% and 1.13%, respectively. VTP reported an uptick in both SBE/DVBE participation of 0.61% and 0.38%, respectively during this reporting period.
		DVBE	3.73%	4.86%		+3.8%			
8. Westside Purple Line Extension-Section 3 – Tunnels	Design	DBE	11.19%	17.85%		N/C		98%	Frontier-Kemper/Tutor Perini JV (FKTP) is exceeding the DBE commitment on both Design and Construction.
	Construction	DBE	17.10%	21.93%		+0.9%	22.02%	95%	
8. Westside Purple Line Extension-Section 3 – Stations, Trackwork, Systems and Testing	Design	DBE	19.25%	15.96%		-1.22%		100+%	Tutor Perini/O&G, A Joint Venture (TPOG) has a shortfall on both Design and Construction of 3.29% and 14.05%. Respectively. TPOG reported a decrease DBE participation on both Design and construction of 1.22% and 0.28% during this reporting period. TPOG has an updated shortfall mitigation plan on file and contends that the shortfall on Construction is the result of the majority of DBE work being performed in the 3rd quarter of 2026 and through substantial completion.
	Construction	DBE	21.00%	6.95%		-2.8%		46%	

On target






Possible problem (5-10% variance)


Significant Impact (over 10% variance)


*Projects without a LOP budget


**Excludes from contract value time delay, claims, settlements, incentives that Contractor contends has no DBE opportunity.

Small Business Project Status Summary Chart (reflective of payments reported through January 2024)

Project	Phase	Goal Type	Contractor Commitment	Current Participation	Status	Variance from Last Reporting +/-	**Adjusted Participation %	% Complete	Comments
9. North Hollywood to Pasadena BRT Project	PMSS	SBE	TBD	TBD	TBD	TBD		TBD	No contracts have been awarded at this time.
		DVBE	TBD	TBD	TBD	TBD		TBD	
	A&E	TBD	TBD	TBD	TBD	TBD		TBD	
	CM/GC	TBD	TBD	TBD	TBD	TBD		TBD	
10. I-105 Express Lanes*(Phase 1)	CM/GC	DBE	12.40%	7.91%		+0.18%		54%	Flatiron-Myers, A Joint Venture's (FMJV) current level of DBE participation is 7.91%, representing a 4.49% shortfall. FMJV reported an uptick in DBE participation by 0.18% during this reporting period. FMJV has a shortfall mitigation plan on file.
11. East San Fernando Valley Transit Corridor* (ESFV)	PE/DSDC	SBE	25.29%	22.48%		+0.29%		79%	Gannett Fleming, Inc (GFI) has a 2.81% SBE shortfall and is exceeding the DVBE commitment by 0.20%. GFI reported an uptick in SBE participation of 0.29% and a decrease in DVBE by 0.18% during this reporting period. GFI has a shortfall mitigation plan on file. GFI submitted an update to their plan on December 4, 2023.
		DVBE	5.54%	5.74%		-0.18%			
11. ESFV LRT Line Project – Phase 1	PDB	DBE	19.33%	11.23%		+4.86%		69%	San Fernando Transit Constructors' (SFTC) current level of DBE participation is 11.23%, representing an 8.10% shortfall. SFTC reported an increase in DBE participation of 4.86% during this reporting period.
11. ESFV – AUA #1	DBB	DBE	25.32%	24.66%		-3.03%		79%	The current DBE participation for W A Rasic Construction Company, Inc. (WA Rasic) is less than 1% below the commitment.

 On target





















 Possible problem (5-10% variance)

 Significant Impact (over 10% variance)

*Projects without a LOP budget



**Excludes from contract value time delay, claims, settlements, incentives that Contractor contends has no DBE opportunity.

Smaller Capital Projects Summary Status



Project	Cost Performance		Schedule Performance		Comments
	Approved LOP	Forecast	Substantial Completion	Forecast	
1. Rail to Rail					Construction is 59% complete. The current forecast for Substantial Completion is March 2025, staff working to accelerate intersection construction to mitigate delays and complete in end of 2024. Equity - This project is 100% within or adjacent to Equity Focus Communities. Project Hours: 154,881 hrs.; Recordable Injury Rate: "0" vs. The National Average: 2.4.
2. Metro Transit Learning Center					Construction is 15% complete. The developer's forecast indicates the building and tenant improvements are to be completed in December 2024. Equity - This project is 100% within or adjacent to Equity Focus Communities. Project Hours: N/A; Recordable Injury Rate: N/A
3. Soundwall 10					Construction is 31.9% complete. The current forecast for Substantial Completion is November 2025. Equity - 25% of the project is within or adjacent to Equity Focus Communities Project Hours: 25,479; Recordable Injury Rate: 1 vs. The National Average: 2.4.
4. EB 91 – Atlantic to Cherry					Contract has been awarded but Notice To Proceed (NTP) will be issued after contractor provides insurance and other documents. LOP was established at the November 2023 Board Meeting. Equity – this project is not within but adjacent to The project boundaries are adjacent to Equity Focus Communities. Project Hours: N/A; Recordable Injury Rate: N/A vs. The National Average: 2.4.
5. I-605 South Street					Contract will be awarded pending DEOD review. Notice To Proceed (NTP) will be issued after contractor provides insurance and other documents. LOP was established at the November 2023 Board Meeting. This Project is one of the I-605 Hot Spot projects. Equity – this project is not within or adjacent to Equity Focus Communities. Project Hours: N/A; Recordable Injury Rate: N/A vs. The National Average: 2.4.



LAX/Metro Transit Center (AMC)

BUDGET				
		Approved LOP*	Previous Period	Current Forecast
		\$898.6M	\$898.6M	\$898.6M
	Variance from Approved LOP:		\$0M (0%)	\$0M (0%) 
	Variance from Revised Budget:			\$0 

* Approved April 2021 Board

SCHEDULE			Revenue Operation	
	Original	Approved Rebaseline	Previous Period	Current Forecast**
	Fall 2024	N/A	Fall 2024	Fall 2024
	Variance from Original:		+0d (0%)	+0d (0%) 
	Variance from Revised Schedule:			N/A 

** Current Forecast is Metro's June 2023 Schedule Update



LAX/Metro Transit Center (AMC)

Safety

Project Hours: 835,792; Recordable Injury Rate: 1.68 vs.
The National Average: 2.4.


Updates

Overall project progress is 75.4% complete
Primary Station Construction at 70.3% completion

- Various activities continue at the roof level including skylight glass, fire sprinklers, exterior soffits, overhead utilities, finishes, roof panels, and fireproofing.
- Station build-outs continue including interior and exterior wall framing, drywall, utility rough-ins, and electrical panel installations
- Continuation of all vertical circulation system work with installation of multiple escalators and utilities in elevator shafts.
- Train control testing has begun with LFATs and LRV clearance tests
- Honeywell (Third-Party) installing groundwater wells

Equity



- 100% of the project is located within or adjacent to Equity Focus Communities.



March 2024 Construction Committee

Los Angeles County Metropolitan Transportation Authority



Westside Purple Line Extension – Section 1

BUDGET	FFGA	Approved LOP* **	Previous Period**	Current Forecast**
	\$2,822M	\$2,774M	\$3,129M	\$3,354M***
	Variance from Approved LOP:		\$355M (13%)	\$580M (21%) 
	Variance from Revised Budget:			\$225M (7%) 

*At time of the award of contract – Board Approval July 2014

**Excludes finance costs

***Budget is under review. The results will be reflected in future updates, subject to Board Approval.

SCHEDULE			Revenue Operation	
	Original	Approved Rebaseline	Previous Period	Current Forecast*
	November 2023	Spring 2025	Spring 2025	Spring 2025
	Variance from Original:		+554d (17%)	+554d (17%) 
	Variance from Revised Schedule:			+0d (0%) 

*Current Forecast is based on Project Revised Schedule reflecting the new target RSD of Spring 2025.

The RSD is under review.



Westside Purple Line Extension – Section 1

Safety


Project Hours: 9,375,483; Recordable Injury Rate: 0.87 vs. the National Average: 2.4.

Updates

- **Overall Project Progress is 90% complete.**
- **Western Station/Interface Chamber:** Continued interior room build-out, SOE removal and shaft backfill activities. Decking removal activities scheduled to start in March 2024.
- **Wilshire/La Brea Station:** Ongoing civil restoration on Wilshire Boulevard, entrance structure/plaza and appendage construction. Interior room buildout, MEP, elevator/escalator and systems installations move forward.
- **Wilshire/Fairfax Station:** Continued entrance structure/plaza construction, appendage structure work, and civil restoration on Wilshire Boulevard. Architectural, MEP, and systems stairs and escalator/elevator installation continue.
- **Wilshire/La Cienega Station:** Entrance structure/plaza and appendage structure construction along with permanent water line installation. Ongoing architectural, MEP, systems, elevator/escalator work and third rail installation at the crossover track. Street restoration progresses.
- **Tunneling:**
 - **Reach 1:** Electrical and systems installation.
 - **Reach 2:** Contact rail, electrical and systems installation.
 - **Reach 3:** Contact rail and electrical installation.
 - **Reach 4:** Contact rail and electrical installation.

Equity

- This Project is not located within or adjacent to Equity Focus Communities.



Wilshire/La Brea Station
Porcelain Artwork Installation at High Bay





Wilshire/La Cienega Crossover Track
Third Rail Pedestal Installation





March 2024 Construction Committee

Gold Line Foothill Extension Phase 2B

BUDGET				
		Approved LOP*	Previous Period	Current Forecast
		\$1,533M	1,533M	\$1,533M
	Variance from Approved LOP:		\$0M (0%)	\$0M (0%) 
	Variance from Revised Budget:			\$0 

* At time of the award of contract – Board Approval (June 2017)

SCHEDULE			Revenue Operation	
	Original *	Approved Rebaseline	Previous Period	Current Forecast**
	January 2025	N/A	Summer 2025	Summer 2025
	Variance from Original:		0d (0%)	0d (0%) 
	Variance from Revised Schedule:		n/a	n/a 

* The Original date reflects the Authority's Substantial Completion date

** Current Forecast is from the Authority's June 2023 Schedule Update. Authority forecasts Substantial Completion at January 2025, and assumes Revenue Operation will follow 6 months later.



Gold Line Foothill Extension Phase 2B

Safety

- Project Hours: 2,062,483
- Recordable Injury Rate: 0.19 vs. the National Average: 2.4.

Updates

- **Overall Project Progress is 83% complete**

Construction is planned and will continue as follows:

- Sound wall and fencing throughout the project
- 4 new stations: Glendora, San Dimas, La Verne, and Pomona
- LRT train control, OCS poles and wire installation
- Continue local field acceptance testing for TPSS's
- Begin systems integration testing

Equity

- 25% of the project is located within or adjacent to Equity-Focus Communities.



Pomona Station—East Ramp



MOW at Garey - Track construction





Division 20 Portal Widening Turnback

BUDGET				
		Approved LOP*	Previous Period**	Current Forecast***
		\$801.7 M	\$956.7 M	\$956.7 M
	Variance from Approved LOP:		\$155M (19%)	\$155M (19%) 
Variance from Revised Budget:			0% 	

* At time of the award of contract – Board Approval (February 2020)

** LOP increase approved at April 2023 Board meeting

*** Current project risks and impacts are under review and as resolution may require a future LOP increase.

SCHEDULE			Revenue Operation	
	Original	Approved Rebaseline	Previous Period	Current Forecast*
	June 2024	Spring 2025	Spring 2026	Spring 2026
	Variance from Original:		+675d (43%)**	+675d (43%) 
Variance from Revised Schedule:			0% 	

* Current Forecast is Contractor's recent approved Schedule Update.



Division 20 Portal Widening Turnback

Safety



- Project Hours: Project Hours: 970,228
- Recordable Injury Rate: 0.21 vs. The National Average: 2.4.
- TPC continues to address the items required under the Notice of Suspension issued on December 7, 2023. TPC has sent a root cause evaluation and revised safety plan, as required in Metro's Notice. Metro is preparing a response to these documents.

Construction Updates

- **Overall Project Progress is 64% complete.**
 - TPSS assembly and LFAT complete, DWP energization complete, Union East crossover punchlist in progress, and testing to resume pending approval of the new testing plan, north storage yard cable pulling, and system device installation underway. Track installation in the north ladder tracks is underway. Lighting UPS for north storage yard installed.
- **C1136 TPC Portal Widening Turnback Contract**
 - Contract progress is 62%.
 - West Portal civil construction is complete; East Union interlocking testing to resume pending approval of new testing plan; north storage yard service aisles are being paved; grading, ballast, and track are progressing in the area south of 1st St. Bridge. 3 out of 4 new Train Control bungalows are installed
- **C1184 C3M Traction Power Substation Contract**
 - Contract progress is 96%.
 - TPSS assembly and LFAT complete, flooring complete, cable pulling in progress, energization pending C1136 cable completion.
- **Coordination with Adjacent Projects**
 - Purple Line Extension (PLE1), Regional Connector; Metro Center Project, HR4000 and A650 Vehicle Delivery.

Equity

- 100% of the project is located within or adjacent to Equity Focus Communities.





Union East Interlock



March 2024 Construction Committee



Westside Purple Line Extension – Section 2

BUDGET	FFGA	Approved LOP*	Previous Period**	Current Forecast**
	\$2,499M	\$2,441M	\$2,575M	\$2,700M***
	Variance from Approved LOP:		\$134M (5%)	\$259M (11%) 
	Variance from Revised Budget:			\$125M (5%) 

*At time of the award of contract – Board Approval January 2017

**LOP Budget Amendment July 2023. Excludes finance costs.

*** Contractor's delay claims and RFCs are currently under review. The results will be reflected in future updates, subject to Board Approval.

SCHEDULE			Revenue Operation	
	Original	Approved Rebaseline	Previous Period	Current Forecast*
	August 2025	N/A	Summer 2026	Summer 2026
	Variance from Original:		+374d (12%)	+374d (12%) 
Variance from Revised Schedule:			+0d (0%) 	

*The Current Forecast is based on Project Revised Schedule reflecting a target RSD of Summer 2026.



Westside Purple Line Extension – Section 2

Safety

- Project Hours: 3,862,976
- Recordable Injury Rate: 2.80 vs. The National Average: 2.4

Construction Updates-


- **Overall Project Progress: 66% complete.**
- **Century City Constellation Station**
 - Removal of WPLE3 TBMs at west end of station is complete.
 - Installation of rebar and embedded conduits and placement of concrete for platform level walls in the station box are ongoing.
 - Concrete placement for east end interior slabs/walls continues.
 - Preparations for 2nd level wall construction continue.
- **Wilshire/Rodeo Station**
 - Installation of rebar and embedded conduits for 2nd level walls is ongoing.
 - Excavation for the S. Beverly Dr. emergency ventilation structure is complete; reinforced concrete work is ongoing.
 - Excavation for the S. Canon Dr. ventilation structure is more than 50% complete.
 - Pile installation for the Traction Power Substation Equipment Access shaft is complete.
- **Tunnels**
 - All fourteen SEM cross passage excavations have been completed. Final lining construction is ongoing.

Equity

- This Project is not located within or adjacent to Equity Focus Communities.





Century City Constellation Station
Falsework for 2nd level wall construction at east end





Wilshire Rodeo Station Installation of rebar for 2nd level walls
west of concourse



I-5 North County Enhancements

BUDGET					
		Approved LOP*	Previous Period	Current Forecast	
		\$679.3M	\$679.3M	\$679.3M	
	Variance from Approved LOP:		\$0M (0%)	\$0M (0%) 	
Variance from Revised Budget:			\$0 		

* At time of the award of contract - Board Approval (March 2021)

SCHEDULE			Substantial Completion	
	Original	Approved Rebaseline	Previous Period	Current Forecast
	July 2026	N/A	Summer 2026	Summer 2026
	Variance from Original:		+0d (0%)	+0d (0%) 
Variance from Revised Schedule:			N/A 	



I-5 North County Enhancements

Safety

Project Hours: 525,689; Recordable Injury Rate: 1.16 vs.
The National Average: 2.4.

Updates

- **Overall Project progress is 37.05% complete.**
- Construction Stage 1, Phases 1 & 2 continues:
 - Work on 4 bridges throughout the project.
 - Construction of approximately 9 Retaining Walls on-going throughout the project.
 - On-going Drainage, Electrical, Barrier/Roadway Demo, Excavation, and Base Placement.
 - Lean Concrete Base (LCB) placement in the median.
- Project Team continues to coordinate with stakeholders: Caltrans, City of Santa Clarita, Los Angeles County, CHP, NPS, CDFW, SCVWA, and other local stakeholders.

Equity

- This project is not located within or adjacent to Equity Focus Communities.



Placement of Lean Concrete Base (LCB) in the median



Rebar Installation at Retaining Wall 2460






Preparation for concrete Pour of deck at Calgrove Blvd.





March 2024 Construction Committee

G Line BRT Improvements

BUDGET	Approved Budget to Date			Previous Period	Current Forecast
	Pre-Construction	\$149.7M*		\$149.7M	\$149.7M
	Project	N/A		\$392-511M	\$488.1-511M**
	Variance from Approved Pre-Construction Budget:			\$0M (0%)	\$0M (0%) 
	Variance from Approved LOP:			N/A	N/A 
	Variance from Revised Budget:				\$0M 

*Approved Budget only includes the Pre-Construction Budget. The project will request LOP budget prior to PDB Contract Phase 2 award. **Based implementing value engineering and cost reduction measures shared at the November 2023 Construction Committee Meeting.

SCHEDULE			Revenue Operation	
	Original	Approved Rebaseline	Previous Period	Current Forecast
	N/A	N/A	December 2026***	December 2026***
	Variance from Original:		+0d (0%)	+0d (0%) 
Variance from Revised Schedule:			N/A 	

***Current Forecast is Phase 2 Substantial Completion milestone, Phase 2 baseline schedule is not yet approved.



G Line BRT Improvements

Safety

Project Construction Hours: 0; Recordable Injury Rate: N/A vs. National Average: 2.4.

Updates

Progressive Design Build Contract

- Continue to pursue scope refinements discussed at November Board to address affordability issues, including ongoing community outreach
- 85% design for Bike Path Improvements complete. 85% Van Nuys design and 60% Sepulveda Grade Separation VE design underway.
- Stormwater Capture design suspended pending scope modification approval from Safe Clean Water Program
- Advancing Gated Intersections Alternative including gates at 13 intersections and traffic signal reservicing at remaining crossings
- Pursuing EWPs for 85-100% design and pilot gate

Utility Owner-Performed AURs

- Sepulveda – removal of poles and overhead wires pending PDB contractor installation of new power service
- Vesper – overhead to underground relocation complete
- Sylmar – DWP undergrounding complete. Charter planning to vacate line by end of February 2024

Property Acquisitions

- Value Engineering Alternatives eliminated five of eight acquisitions
- Metro has obtained possession of two of three required properties

Equity

- 15 of 17 stations (88%) are within or adjacent to Equity Focus Communities.





Potholing Restoration on Bessemer St.



Pothole Restoration on Kester Ave





Westside Purple Line Extension – Section 3

BUDGET	FFGA	Approved LOP*	Previous Period**	Current Forecast**
	\$3,599 M	\$3,224 M	\$3,277 M	\$3,277 M
Variance from Approved LOP:		+\$53M (1.6%)		+\$53M (1.6%) 
Variance from Revised Budget:				\$0 

* At time of the award of contract – Board Approval February 2019

** Excludes finance costs. In June 2023, the Board approved \$53M LOP increase for Concurrent Non-Full Funding Grant Agreement (Non-FFGA) activities.

SCHEDULE			Revenue Operation	
	Original	Approved Rebaseline	Previous Period	Current Forecast*
March 2027	Summer 2027	Summer 2027	Summer 2027	
Variance from Original:		+131d (3.91%)		+131d (3.91%) 
Variance from Revised Schedule:				+0d (0%) 

* Based upon agreed acceleration modification.



Westside Purple Line Extension – Section 3

Safety

Project Hours: 3,098,944 Recordable Injury Rate: 1.36 vs. The National Average: 2.4.

- C1151: Project Hours: 1,645,667; Recordable Injury Rate: 2.55.
- C1152: Project Hours: 1,453,277; Recordable Injury Rate: 0.0.

Updates

- **Overall Project Progress is 50.8% complete.**
- **Final design progress is 97% complete.**
- **Westwood/UCLA Station**
 - Excavation is 74% complete. Walers and struts continue to be installed at level 4; 66% of walers and struts have been installed.
- **Westwood/VA Hospital Station**
 - Excavation is 82% complete. Walers and struts continue to be installed at level 4; 72% of struts and walers have been installed. 86% of tiebacks and shotcrete have been installed.
 - Mechanical, Electrical, and Plumbing fit-out inside the VA steam tunnel is 93% complete.
- **Tunnels**
 - BR Tunnel Boring Machine (TBM) disassembly and extraction was completed; BL TBM disassembly and extraction is ongoing. Cross passage work in the tunnels continued.

Equity

- 1 of 2 stations (50%) are within or adjacent to Equity Focus Communities.

Progress to 2/2/24



Westwood/UCLA Station:
Soil Nail Operation at the West End Wall





Westwood/VA Hospital Station:
BR Tunnel Liner Removal in Excavated Station Box





March 2024 Construction Committee

North Hollywood to Pasadena BRT

BUDGET	Approved Budget to Date*			Previous Period	Current Forecast
	Project	N/A		\$263M-386M	\$263M-386M
	Variance from Approved LOP:			N/A	N/A 
	Variance from Revised Budget:				\$0M 

* Project will work within the annual budget constraints until LOP is established.

SCHEDULE			Revenue Operation	
	Original	Approved Rebaseline	Previous Period	Current Forecast**
	N/A	N/A	Summer 2027	Summer 2027
	Variance from Original:		+0d (0%)	+0d (0%) 
Variance from Revised Schedule:			N/A 	

** Current Forecast is Metro's Internal Schedule, Baseline schedule is not yet approved at time of update.



North Hollywood to Pasadena BRT

Safety

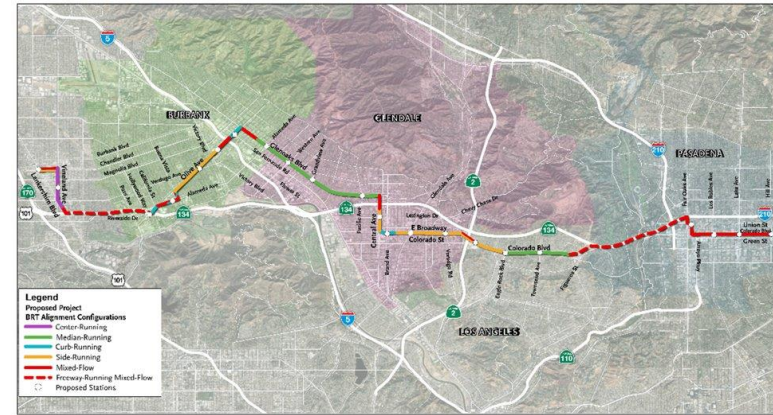
- Project Construction Hours: 0; Recordable Injury Rate: N/A vs. National Average: 2.4.

Updates

- EIR Approved April 2022
- PMSS RFP, released July 2023 response received in September 2023
- A&E RFP, released in August 2023 response received in November of 2023
- CM/GC RFP released January 2024, responses expected April 2024

Equity

- 60% of the project is within or adjacent to Equity Focus Communities





Project Map





View of Vineland Ave / Lankershim Blvd



105 Express Lanes

BUDGET	Approved Budget to Date			Previous Period	Current Forecast
	Pre-Construction	\$119.4 M	\$119.4 M	\$119.4 M	\$119.4 M
	Project	N/A	\$780M - \$1B	\$1B - \$1.44B	
	Variance from Approved Pre-Construction Budget:		\$0M (0%)	\$0 M (0%)	
	Variance from Approved LOP:		N/A	N/A	
	Variance from Revised Budget:			\$220M-\$440M	

The Revised Forecast is derived from the ongoing Project estimate, which is in progress following the recent finalization of OPCC for Segment 1 and a more precise estimate for Segments 2 & 3 by CMGC.

SCHEDULE			Revenue Operation	
	Original	Approved Rebaseline	Previous Period	Current Forecast
	N/A	N/A	Spring 2028	Spring 2028 
	Variance from Original:		+0d (0%)	+0d (0%) 
	Variance from Revised Schedule:		N/A	N/A



105 Express Lanes

Safety

Project Construction Hours: 0; Recordable Injury Rate: N/A vs. The National Average: 2.4.

Updates

- **Design is 80% complete**
- **Program Management**
 - Traffic and Revenue Study Update is in progress
 - Value engineering effort underway to reduce cost.
 - Equity Assessment is in progress; two meetings held with CBOs
- **Design**
 - Segment 1 design is adopting value engineering strategies to reduce construction cost. This will require Caltrans review and approval which is anticipated by September 2024.
 - 65% design for Seg 2/3 submitted and has received comments from Caltrans. Project team is considering implementing value engineering items to Seg 2/3 to reduce construction cost.
- **Construction Manager/General Contractor (CMGC)**
 - Final OPCC negotiation completed with the CMGC for Seg 1. OPCC price does not reflect sub-contractor package updates yet to be completed.
 - Interface meetings with SEGL and Metro MOW in progress
- **Roadside Toll Collection System (RTCS)**
 - Revisions to the System Detailed Design Document (SDDD) are in progress.
 - System Design Workshops are scheduled to begin in Q1.
 - 35% Designs for Segment 1 are under Metro Review.

Equity

- 70% of the project is within or adjacent to Equity Focus Communities.



Traffic on 105 Freeway Westbound





The Project Map





March 2024 Construction Committee

East San Fernando Valley Transit Corridor

BUDGET	Approved Budget to Date*			Previous Period	Current Forecast
	Pre-Construction	\$496.9M		\$496.9M	\$496.9M
	Project	N/A		\$3.57B	\$3.57B
	Variance from Approved Pre-Construction Budget:			\$0M (0%)	\$0M (0%) 
	Variance from Approved LOP:			N/A	N/A
	Variance from Revised Budget:				\$0M 

*The Board has only approved a Pre-Construction Budget to date.

SCHEDULE			Revenue Operation	
	Original	Approved Rebaseline	Previous Period	Current Forecast**
	N/A	N/A	September 2031	September 2031
	Variance from Original:		+0d (0%)	+0d (0%) 
Variance from Revised Schedule:			N/A 	

**Current schedule forecast reflects Metro's Internal Schedule. The actual Baseline schedule will be negotiated with Progressive Design Builder as part of the Phase 2 Supplement.



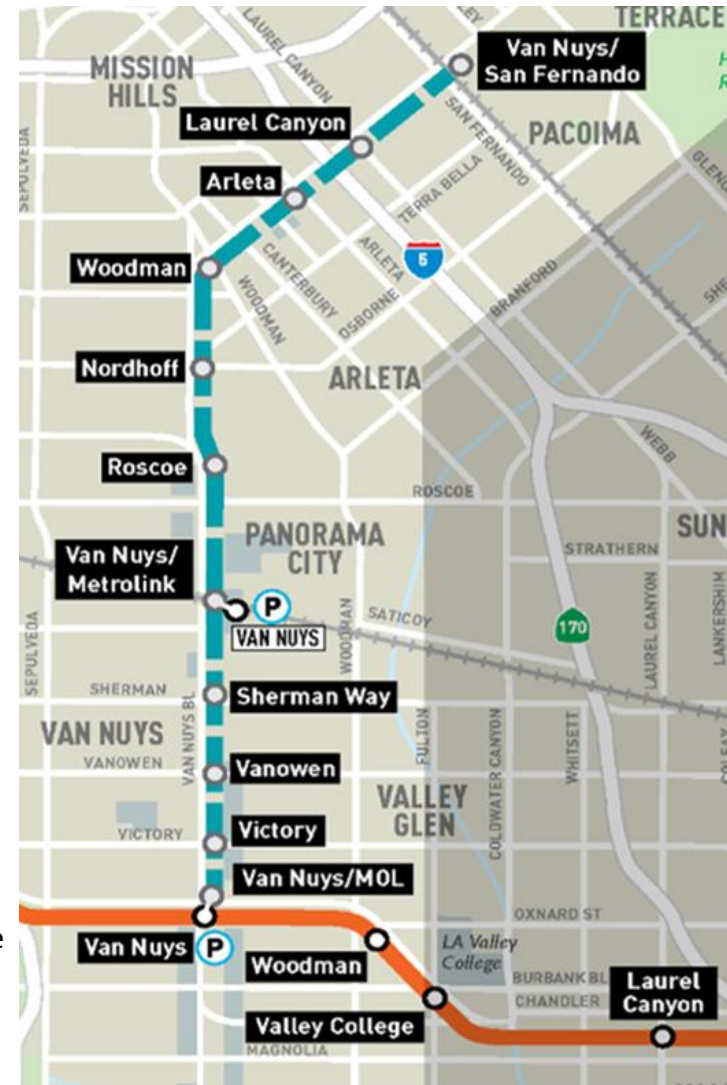
East San Fernando Valley Transit Corridor

Safety

C1220 Hours Worked – 20,810; Recordable Injury Rate: 0 vs. National Average: 2.4

Updates

- **Preliminary Engineering**
 - 60% Utility Composite plans are being finalized
 - Advancing utility adjustment packages to AFC
- **C1220 - Advance Utility Adjustment #1**
 - Project is 94% complete; will be Substantially Complete on March 2024
- **FTA Coordination**
 - FFGA draft application documents submitted on 12/1/23
 - Metro continues to work with FTA to finalize FFGA application
- **Progressive Design-Build Contract**
 - Ongoing negotiations for Early Work Packages (EWPs)
 - EWP-02 – Integrated Project Mgmt. Office contract MOD is being finalized
 - Other EWPs currently under negotiation to be issued this spring:
 - EWP-01 – Early Design Studies
 - EWP-03 – Utility Adjustment Packages 4 & 6
 - EWP-04 – Final Design
- **Real Estate**
 - Acquisition efforts are underway on 16 MSF parcels and 4 TPSS Sites.
 - Offers have been made on 8 MSF properties.
 - Offers under internal review on 2 MSF properties and 1 TPSS site.
 - One MSF parcel in escrow.
- **Light Rail Vehicle (LRV) Acquisition**
 - RFP for LRV procurement consultant was issued in October. Proposals were received in January. Anticipated Award Spring 2024.
- **Equity**
 - 100% of the project is within or adjacent to Equity Focus Communities.



March 2024 Construction Committee

Southeast Gateway Line

Preliminary Design Updates

- **Preliminary Engineering Contract Award**
 - Contract awarded in Nov 2023
 - Approximate expenditures to date : \$2.36M
 - Maintaining DBE Goal of 28%
- **Value Engineering**
 - Facilitated Value Engineering Study in Jan 2024
 - VE Study included participation by all departments and design groups
 - Identified potential areas for design refinements to reduce risk/cost to the project
- **Baseline Schedule**
 - Design team submitted baseline schedule to be included in Metro's Master Project Schedule
- **Recent Design Activities**
 - Set up Project Management and Admin Plan
 - Started 30% design for project features
 - Began reviewing existing traffic engineering and right of way elements
- **Key Activities through 2024**
 - Continue technical support to Metro in coordination meetings with third parties
 - Complete 30% Design for Advanced Utility Relocation (AUR)
 - Complete 30% Design Freight Relocation
 - Complete 30% LRT Design package for FTA New Starts Project Development requirements



March 2024 Construction Committee