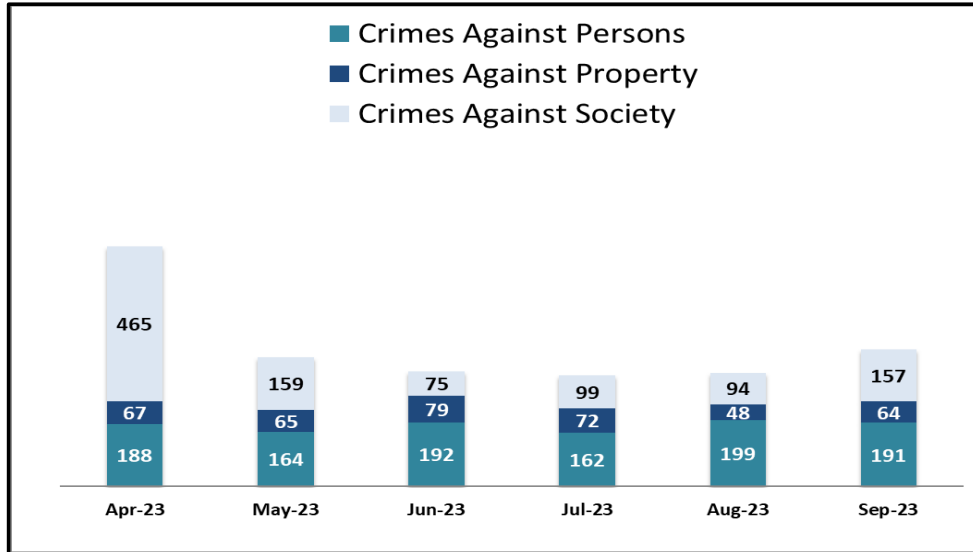


SYSTEM-WIDE LAW ENFORCEMENT OVERVIEW

SEPTEMBER 2023

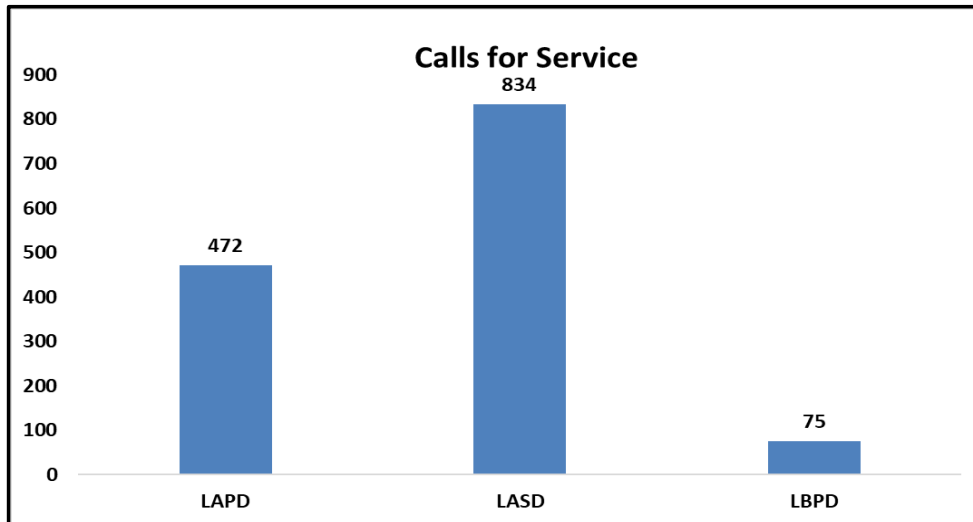
Attachment C

Total Crimes


Crimes Against Persons: violent crimes (i.e., homicide, aggravated assaults) are those in which the victims are always individuals

Crimes Against Property: crimes to obtain money, property, or some other benefit (i.e., theft, vandalism, robbery)

Crimes Against Society: represent society's prohibition against engaging in certain types of activity (i.e., drug violations)



SYSTEM-WIDE LAW ENFORCEMENT OVERVIEW

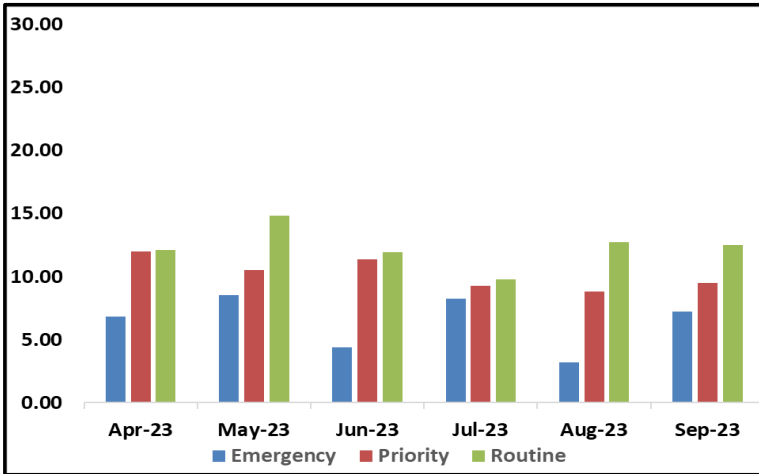
SEPTEMBER 2023

Attachment C

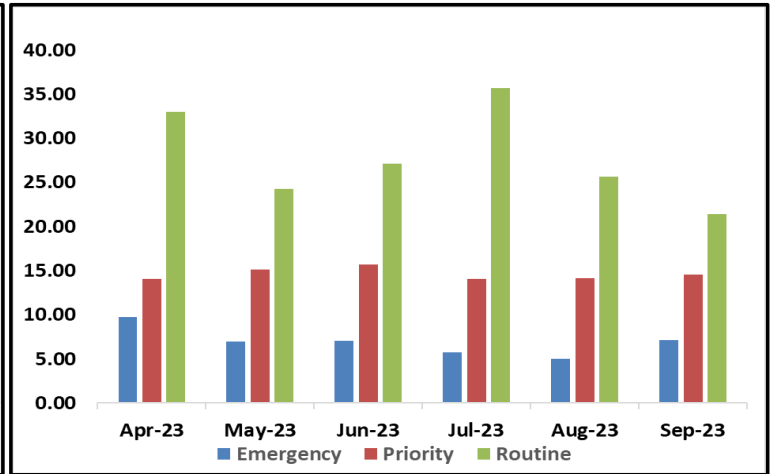
Average Incident Response Times

These graphs show how long it takes (in minutes) for LAPD, LASD, and LBPD to respond to Emergency, Priority, and Routine calls

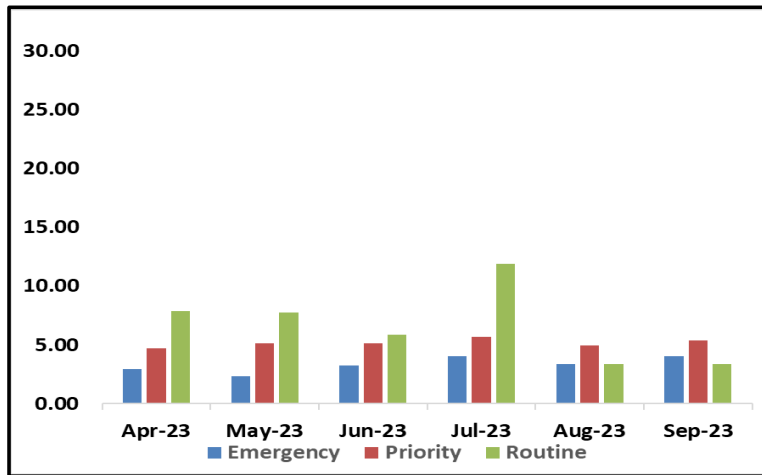
LAPD



LASD



LBPD



Transit Police

Monthly Crime Report


Attachment C

	2023	2022	%
	September	September	Change
CRIMES AGAINST PERSONS			
Homicide	1	0	100.0%
Rape	3	0	300.0%
Robbery	29	32	-9.4%
Aggravated Assault	32	33	-3.0%
Aggravated Assault on Operator	2	1	100.0%
Battery	106	56	89.3%
Battery on Operator	11	5	120.0%
Sex Offenses	7	6	16.7%
SUB-TOTAL	191	133	43.6%
CRIMES AGAINST PROPERTY			
Burglary	1	1	0.0%
Larceny	44	35	25.7%
Bike Theft	3	1	200.0%
Motor Vehicle Theft	2	1	100.0%
Arson	0	0	0.0%
Vandalism	14	18	-22.2%
SUB-TOTAL	64	56	14.3%
CRIMES AGAINST SOCIETY			
Weapons	9	5	80.0%
Narcotics	50	18	177.8%
Trespassing	98	1	9700.0%
SUB-TOTAL	157	24	554.2%
TOTAL	412	213	93.4%
ENFORCEMENT EFFORTS			
Arrests	347	221	57.0%
Citations	558	310	80.0%
Calls for Service	1,381	1,303	6.0%



Metro

SYSTEM SECURITY & LAW ENFORCEMENT

MONTHLY, BI-ANNUAL, ANNUAL COMPARISON

SEPTEMBER 2023

Attachment C

Crimes

Monthly

System-Wide	Sep-23	Sep-22	% Change
Crimes Against Persons	191	133	43.61%
Crimes Against Property	64	56	14.29%
Crimes Against Society	157	24	554.17%
Total	412	213	93.43%

Six Months

System-Wide	Apr-23-Sep-23	Apr-22-Sep-22	% Change
Crimes Against Persons	1,096	951	15.25%
Crimes Against Property	395	432	-8.56%
Crimes Against Society	1,049	178	489.33%
Total	2,540	1,561	62.72%

Annual

System-Wide	Oct-22-Sep-23	Oct-21-Sep-22	% Change
Crimes Against Persons	2,146	1,956	9.71%
Crimes Against Property	755	887	-14.88%
Crimes Against Society	1,428	296	382.43%
Total	4,329	3,139	37.91%

Average Emergency Response Times

Monthly

Sep-23	Sep-22	% Change
4:01	5:17	-23.97%

Six Months

Apr-23-Sep-23	Apr-22-Sep-22	% Change
5:11	5:44	-9.59%

Annual

Oct-22-Sep-23	Oct-21-Sep-22	% Change
5:20	5:19	0.31%

Bus Operator Assaults

Monthly

Sep-23	Sep-22	% Change
13	6	116.67%

Six Months

Apr-23-Sep-23	Apr-22-Sep-22	% Change
81	76	6.58%

Annual

Oct-22-Sep-23	Oct-21-Sep-22	% Change
164	163	0.61%

Ridership

Monthly

Sep-23	Sep-22	% Change
24,671,730	22,380,399	10.24%

Six Months

Apr-23-Sep-23	Apr-22-Sep-22	% Change
145,019,223	128,894,992	12.51%

Annual

Oct-22-Sep-23	Oct-21-Sep-22	% Change
277,233,856	255,157,777	8.65%



Metro

SYSTEM SECURITY & LAW ENFORCEMENT

MONTHLY, BI-ANNUAL, ANNUAL COMPARISON

SEPTEMBER 2023

Attachment C

