



SYSTEM SECURITY & LAW ENFORCEMENT

Attachment H

Total Crime Summary - August 2025

Total Crimes 5-Year Trend Year-to-Date - Systemwide

	2021	2022	2023	2024	2025
Crimes Against Persons					
Agg Assault	240	304	354	292	285
Agg Assault on Op	14	22	28	32	12
Battery	474	604	662	668	613
Battery on Operator	49	91	79	83	31
Homicide	2	4	3	4	1
Rape	11	9	8	11	6
Robbery	147	228	264	222	205
Sex Offenses	66	72	82	72	89
Subtotal	1,003	1,334	1,480	1,384	1,242
Crimes Against Property					
Arson	7	5	0	2	6
Bike Theft	30	36	18	5	5
Burglary	12	10	11	6	5
Larceny	240	360	337	331	348
Motor Vehicle Theft	9	11	34	16	33
Vandalism	193	222	116	123	175
Subtotal	491	644	516	483	572
Crimes Against Society					
Narcotics	113	101	339	717	844
Trespassing	61	72	750	3,339	1,577
Weapons	30	36	76	154	119
Subtotal	204	209	1,165	4,210	2,540
Total	1,698	2,187	3,161	6,077	4,354

Total Crimes 5-Year Trend Year-to-End - Rail

	2021	2022	2023	2024	2025
Crimes Against Persons					
Agg Assault	162	210	255	188	173
Agg Assault on Op	3	2	1	1	0
Battery	301	388	462	430	368
Battery on Operator	2	4	6	0	0
Homicide	2	3	3	2	0
Rape	10	8	8	9	1
Robbery	103	173	184	146	121
Sex Offenses	43	51	49	40	45
Subtotal	626	839	968	816	708
Crimes Against Property					
Arson	7	4	0	2	5
Bike Theft	17	22	8	4	5
Burglary	12	8	10	5	5
Larceny	181	250	248	215	246
Motor Vehicle Theft	5	5	31	9	27
Vandalism	114	156	63	63	85
Subtotal	336	445	360	298	373
Crimes Against Society					
Narcotics	39	52	255	644	708
Trespassing	55	64	738	3,262	1,533
Weapons	15	23	56	133	97
Subtotal	109	139	1,049	4,039	2,338
Total	1,071	1,423	2,377	5,153	3,419

Total Crimes 5-Year Trend Year-to-Date - Bus

	2021	2022	2023	2024	2025
Crimes Against Persons					
Agg Assault	78	94	99	104	112
Agg Assault on Op	11	20	27	31	12
Battery	173	216	200	238	245
Battery on Operator	47	87	73	83	31
Homicide	0	1	0	2	1
Rape	1	1	0	2	5
Robbery	44	55	80	76	84
Sex Offenses	23	21	33	32	44
Subtotal	377	495	512	568	534
Crimes Against Property					
Arson	0	1	0	0	1
Bike Theft	13	14	10	1	0
Burglary	0	2	1	1	0
Larceny	59	110	89	116	102
Motor Vehicle Theft	4	6	3	7	6
Vandalism	79	66	53	60	90
Subtotal	155	199	156	185	199
Crimes Against Society					
Narcotics	74	49	84	73	136
Trespassing	6	8	12	77	44
Weapons	15	13	20	21	22
Subtotal	95	70	116	171	202
Total	627	764	784	924	935

Total Crimes 5-Year Trend Current Month only - Systemwide

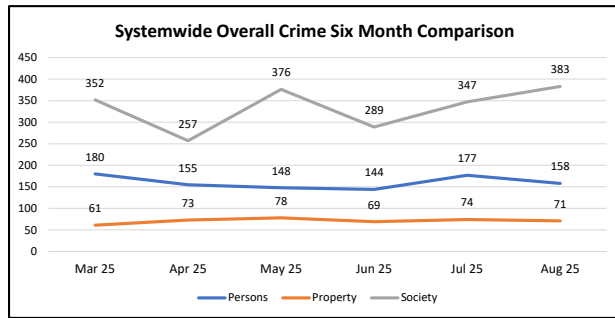
	Aug-21	Aug-22	Aug-23	Aug-24	Aug-25
Crimes Against Persons					
Agg Assault	31	38	55	43	36
Agg Assault on Op	5	3	6	5	2
Battery	79	77	84	100	74
Battery on Operator	6	13	8	12	3
Homicide	0	2	1	0	1
Rape	1	1	0	1	3
Robbery	18	28	37	30	22
Sex Offenses	9	9	8	10	17
Subtotal	149	171	199	201	158
Crimes Against Property					
Arson	0	2	0	0	1
Bike Theft	2	6	1	0	1
Burglary	1	0	0	1	0
Larceny	42	27	39	45	37
Motor Vehicle Theft	3	1	2	1	4
Vandalism	25	20	6	21	28
Subtotal	73	56	48	68	71
Crimes Against Society					
Narcotics	1	23	41	139	127
Trespassing	11	11	40	803	249
Weapons	2	13	13	28	7
Subtotal	14	47	94	970	383
Total	236	274	341	1,239	612

Total Crimes 5-Year Trend Current Month only - Rail

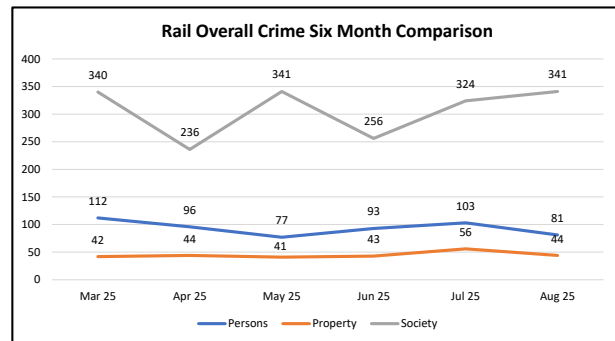
	Aug-21	Aug-22	Aug-23	Aug-24	Aug-25
Crimes Against Persons					
Agg Assault	23	26	35	31	18
Agg Assault on Op	1	2	0	0	0
Battery	46	41	55	66	40
Battery on Operator	0	0	1	0	0
Homicide	0	2	1	0	0
Rape	1	1	0	1	0
Robbery	12	18	26	19	14
Sex Offenses	7	4	6	9	9
Subtotal	90	94	124	126	81
Crimes Against Property					
Arson	0	1	0	0	0
Bike Theft	1	5	1	0	1
Burglary	1	0	0	0	0
Larceny	35	15	30	33	22
Motor Vehicle Theft	1	1	1	1	3
Vandalism	17	11	4	11	18
Subtotal	55	33	36	45	44
Crimes Against Society					
Narcotics	0	7	29	119	96
Trespassing	11	10	39	768	241
Weapons	1	7	9	25	4
Subtotal	12	24	77	912	341
Total	157	151	237	1,083	466

Total Crimes 5-Year Trend Current Month only - Bus

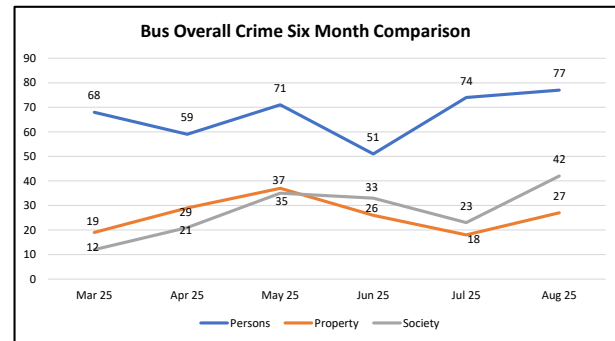
	Aug-21	Aug-22	Aug-23	Aug-24	Aug-25
Crimes Against Persons					
Agg Assault	8	12	20	12	18
Agg Assault on Op	4	1	6	5	2
Battery	33	36	29	34	34
Battery on Operator	6	13	7	12	3
Homicide	0	0	0	0	1
Rape	0	0	0	0	3
Robbery	6	10	11	11	8
Sex Offenses	2	5	2	1	8
Subtotal	59	77	75	75	77
Crimes Against Property					
Arson	0	1	0	0	1
Bike Theft	1	1	0	0	0
Burglary	0	0	0	1	0
Larceny	7	12	9	12	15
Motor Vehicle Theft	2	0	1	0	1
Vandalism	8	9	2	10	10
Subtotal	18	23	12	23	27
Crimes Against Society					
Narcotics	1	16	12	20	31
Trespassing	0	1	1	35	8
Weapons	1	6	4	3	3
Subtotal	2	23	17	58	42
Total	79	123	104	156	146



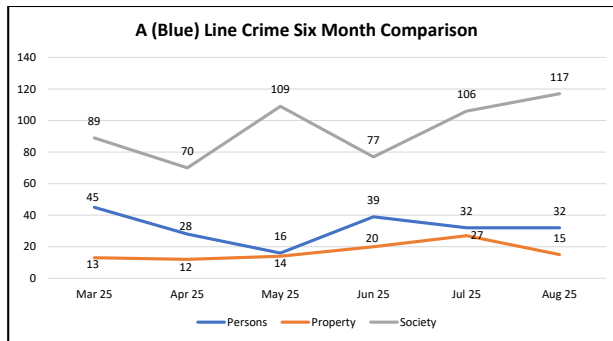
Systemwide	Aug 25	Jul 25	% Change
Crimes Against Persons			
Agg Assault	36	52	-30.8%
Agg Assault on Op	2	1	100.0%
Battery	74	77	-3.9%
Battery on Operator	3	1	200.0%
Homicide	1	0	100.0%
Rape	3	1	200.0%
Robbery	22	30	-26.7%
Sex Offenses	17	15	13.3%
Subtotal	158	177	-10.7%
Crimes Against Property			
Arson	1	1	0.0%
Bike Theft	1	0	100.0%
Burglary	0	0	0.0%
Larceny	37	49	-24.5%
Motor Vehicle Theft	4	3	33.3%
Vandalism	28	21	33.3%
Subtotal	71	74	-4.1%
Crimes Against Society			
Narcotics	127	89	42.7%
Trespassing	249	240	3.8%
Weapons	7	18	-61.1%
Subtotal	383	347	10.4%
Total	612	598	2.3%



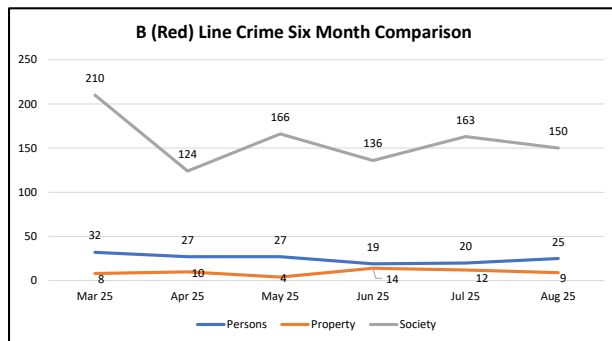
Rail	Aug 25	Jul 25	% Change
Crimes Against Persons			
Agg Assault	18	32	-43.8%
Agg Assault on Op	0	0	0.0%
Battery	40	50	-20.0%
Battery on Operator	0	0	0.0%
Homicide	0	0	0.0%
Rape	0	1	-100.0%
Robbery	14	15	-6.7%
Sex Offenses	9	5	80.0%
Subtotal	81	103	-21.4%
Crimes Against Property			
Arson	0	1	-100.0%
Bike Theft	1	0	100.0%
Burglary	0	0	0.0%
Larceny	22	42	-47.6%
Motor Vehicle Theft	3	3	0.0%
Vandalism	18	10	80.0%
Subtotal	44	56	-21.4%
Crimes Against Society			
Narcotics	96	73	31.5%
Trespassing	241	237	1.7%
Weapons	4	14	-71.4%
Subtotal	341	324	5.2%
Total	466	483	-3.5%



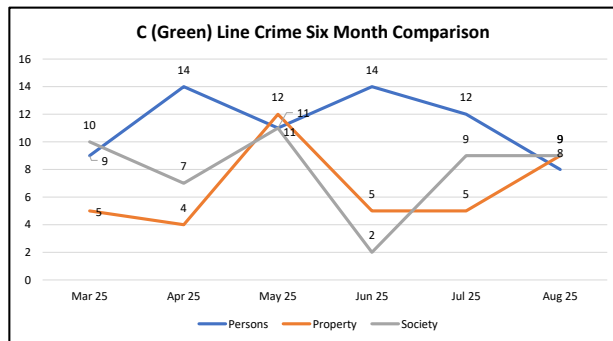
Bus	Aug 25	Jul 25	% Change
Crimes Against Persons			
Agg Assault	18	20	-10.0%
Agg Assault on Op	2	1	100.0%
Battery	34	27	25.9%
Battery on Operator	3	1	200.0%
Homicide	1	0	100.0%
Rape	3	0	300.0%
Robbery	8	15	-46.7%
Sex Offenses	8	10	-20.0%
Subtotal	77	74	4.1%
Crimes Against Property			
Arson	1	0	100.0%
Bike Theft	0	0	0.0%
Burglary	0	0	0.0%
Larceny	15	7	114.3%
Motor Vehicle Theft	1	0	100.0%
Vandalism	10	11	-9.1%
Subtotal	27	18	50.0%
Crimes Against Society			
Narcotics	31	16	93.8%
Trespassing	8	3	166.7%
Weapons	3	4	-25.0%
Subtotal	42	23	82.6%
Total	146	115	27.0%



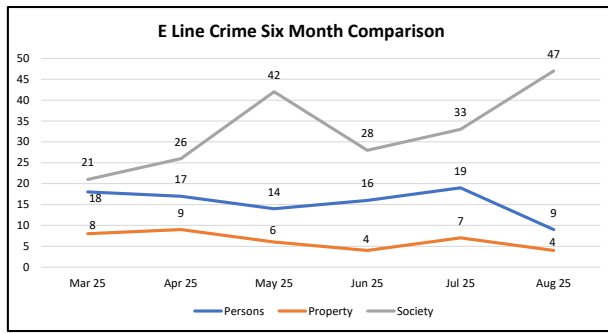
A (Blue) Line	Aug 25	Jul 25	% Change
Crimes Against Persons			
Agg Assault	8	12	-33.3%
Agg Assault on Op	0	0	0.0%
Battery	15	12	25.0%
Battery on Operator	0	0	0.0%
Homicide	0	0	0.0%
Rape	0	0	0.0%
Robbery	6	6	0.0%
Sex Offenses	3	2	50.0%
Subtotal	32	32	0.0%
Crimes Against Property			
Arson	0	1	-100.0%
Bike Theft	1	0	100.0%
Burglary	0	0	0.0%
Larceny	4	21	-81.0%
Motor Vehicle Theft	1	1	0.0%
Vandalism	9	4	125.0%
Subtotal	15	27	-44.4%
Crimes Against Society			
Narcotics	23	19	21.1%
Trespassing	94	83	13.3%
Weapons	0	4	-100.0%
Subtotal	117	106	10.4%
Total	164	165	-0.6%



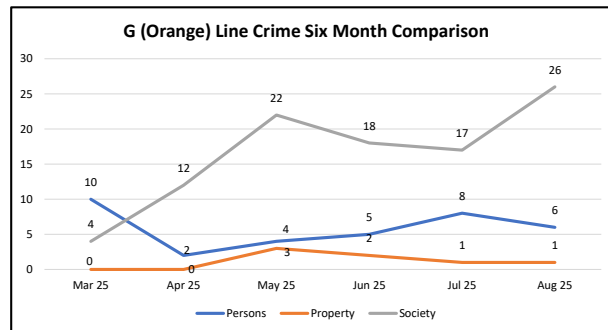
B (Red) Line	Aug 25	Jul 25	% Change
Crimes Against Persons			
Agg Assault	3	4	-25.0%
Agg Assault on Op	0	0	0.0%
Battery	17	13	30.8%
Battery on Operator	0	0	0.0%
Homicide	0	0	0.0%
Rape	0	0	0.0%
Robbery	1	2	-50.0%
Sex Offenses	4	1	300.0%
Subtotal	25	20	25.0%
Crimes Against Property			
Arson	0	0	0.0%
Bike Theft	0	0	0.0%
Burglary	0	0	0.0%
Larceny	5	9	-44.4%
Motor Vehicle Theft	1	1	0.0%
Vandalism	3	2	50.0%
Subtotal	9	12	-25.0%
Crimes Against Society			
Narcotics	57	45	26.7%
Trespassing	90	111	-18.9%
Weapons	3	7	-57.1%
Subtotal	150	163	-8.0%
Total	184	195	-5.6%



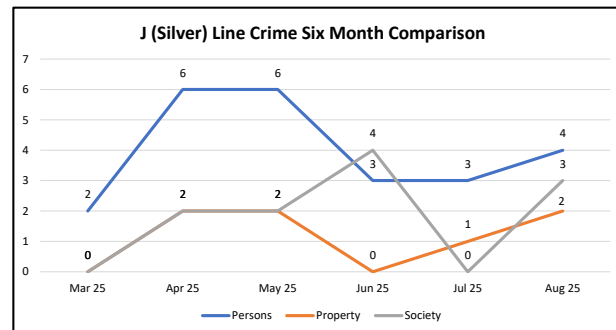
C (Green) Line	Aug 25	Jul 25	% Change
Crimes Against Persons			
Agg Assault	1	1	0.0%
Agg Assault on Op	0	0	0.0%
Battery	4	5	-20.0%
Battery on Operator	0	0	0.0%
Homicide	0	0	0.0%
Rape	0	0	0.0%
Robbery	3	6	-50.0%
Sex Offenses	0	0	0.0%
Subtotal	8	12	-33.3%
Crimes Against Property			
Arson	0	0	0.0%
Bike Theft	0	0	0.0%
Burglary	0	0	0.0%
Larceny	6	4	50.0%
Motor Vehicle Theft	1	1	0.0%
Vandalism	2	0	200.0%
Subtotal	9	5	80.0%
Crimes Against Society			
Narcotics	2	4	-50.0%
Trespassing	6	5	20.0%
Weapons	1	0	100.0%
Subtotal	9	9	0.0%
Total	26	26	0.0%



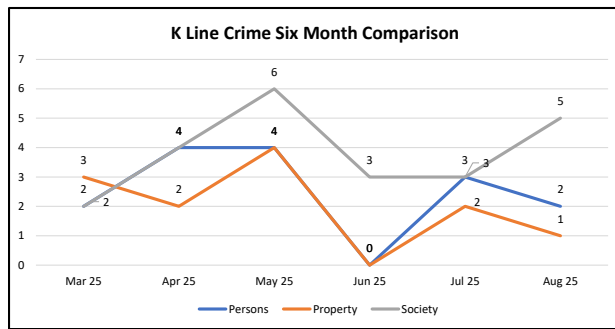
E Line	Aug 25	Jul 25	% Change
Crimes Against Persons			
Agg Assault	3	11	-72.7%
Agg Assault on Op	0	0	0.0%
Battery	2	8	-75.0%
Battery on Operator	0	0	0.0%
Homicide	0	0	0.0%
Rape	0	0	0.0%
Robbery	4	0	400.0%
Sex Offenses	0	0	0.0%
Subtotal	9	19	-52.6%
Crimes Against Property			
Arson	0	0	0.0%
Bike Theft	0	0	0.0%
Burglary	0	0	0.0%
Larceny	2	6	-66.7%
Motor Vehicle Theft	0	0	0.0%
Vandalism	2	1	100.0%
Subtotal	4	7	-42.9%
Crimes Against Society			
Narcotics	13	5	160.0%
Trespassing	34	26	30.8%
Weapons	0	2	-100.0%
Subtotal	47	33	42.4%
Total	60	59	1.7%



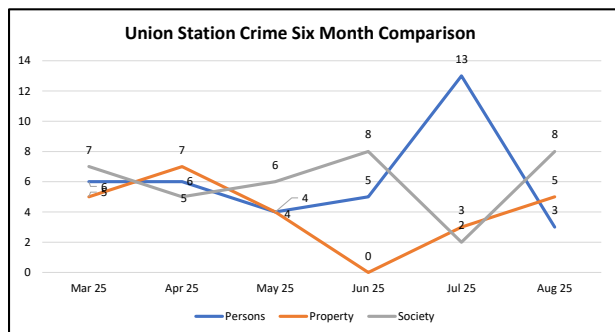
G (Orange) Line	Aug 25	Jul 25	% Change
Crimes Against Persons			
Agg Assault	3	4	-25.0%
Agg Assault on Op	0	0	0.0%
Battery	1	4	-75.0%
Battery on Operator	0	0	0.0%
Homicide	0	0	0.0%
Rape	0	0	0.0%
Robbery	1	0	100.0%
Sex Offenses	1	0	100.0%
Subtotal	6	8	-25.0%
Crimes Against Property			
Arson	0	0	0.0%
Bike Theft	0	0	0.0%
Burglary	0	0	0.0%
Larceny	0	1	-100.0%
Motor Vehicle Theft	0	0	0.0%
Vandalism	1	0	100.0%
Subtotal	1	1	0.0%
Crimes Against Society			
Narcotics	20	11	81.8%
Trespassing	5	3	66.7%
Weapons	1	3	-66.7%
Subtotal	26	17	52.9%
Total	33	26	26.9%



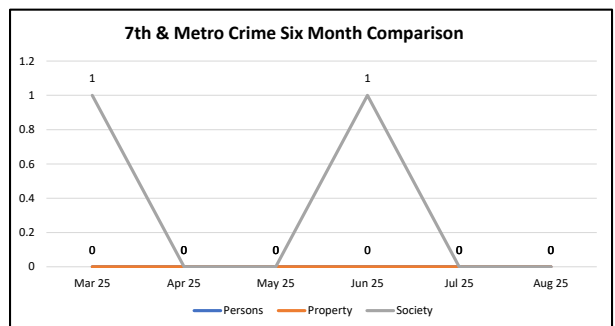
J (Silver) Line	Aug 25	Jul 25	% Change
Crimes Against Persons			
Agg Assault	2	2	0.0%
Agg Assault on Op	0	0	0.0%
Battery	2	1	100.0%
Battery on Operator	0	0	0.0%
Homicide	0	0	0.0%
Rape	0	0	0.0%
Robbery	0	0	0.0%
Sex Offenses	0	0	0.0%
Subtotal	4	3	33.3%
Crimes Against Property			
Arson	0	0	0.0%
Bike Theft	0	0	0.0%
Burglary	0	0	0.0%
Larceny	0	0	0.0%
Motor Vehicle Theft	1	0	100.0%
Vandalism	1	1	0.0%
Subtotal	2	1	100.0%
Crimes Against Society			
Narcotics	1	0	100.0%
Trespassing	2	0	200.0%
Weapons	0	0	0.0%
Subtotal	3	0	300.0%
Total	9	4	125.0%



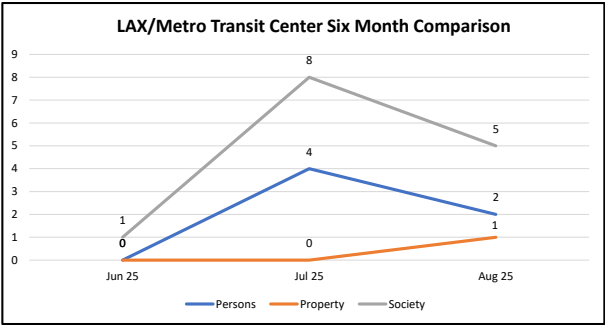
K Line	Aug 25	Jul 25	% Change
Crimes Against Persons			
Agg Assault	2	1	100.0%
Agg Assault on Op	0	0	0.0%
Battery	0	1	-100.0%
Battery on Operator	0	0	0.0%
Homicide	0	0	0.0%
Rape	0	0	0.0%
Robbery	0	1	-100.0%
Sex Offenses	0	0	0.0%
Subtotal	2	3	-33.3%
Crimes Against Property			
Arson	0	0	0.0%
Bike Theft	0	0	0.0%
Burglary	0	0	0.0%
Larceny	1	1	0.0%
Motor Vehicle Theft	0	0	0.0%
Vandalism	0	1	-100.0%
Subtotal	1	2	-50.0%
Crimes Against Society			
Narcotics	0	0	0.0%
Trespassing	5	3	66.7%
Weapons	0	0	0.0%
Subtotal	5	3	66.7%
Total	8	8	0.0%



Union Station	Aug 25	Jul 25	% Change
Crimes Against Persons			
Agg Assault	1	2	-50.0%
Agg Assault on Op	0	0	0.0%
Battery	2	10	-80.0%
Battery on Operator	0	0	0.0%
Homicide	0	0	0.0%
Rape	0	1	-100.0%
Robbery	0	0	0.0%
Sex Offenses	0	0	0.0%
Subtotal	3	13	-76.9%
Crimes Against Property			
Arson	0	0	0.0%
Bike Theft	0	0	0.0%
Burglary	0	0	0.0%
Larceny	4	1	300.0%
Motor Vehicle Theft	0	0	0.0%
Vandalism	1	2	-50.0%
Subtotal	5	3	66.7%
Crimes Against Society			
Narcotics	1	0	100.0%
Trespassing	7	2	250.0%
Weapons	0	0	0.0%
Subtotal	8	2	300.0%
Total	16	18	-11.1%



7th & Metro	Aug 25	Jul 25	% Change
Crimes Against Persons			
Agg Assault	0	0	0.0%
Agg Assault on Op	0	0	0.0%
Battery	0	0	0.0%
Battery on Operator	0	0	0.0%
Homicide	0	0	0.0%
Rape	0	0	0.0%
Robbery	0	0	0.0%
Sex Offenses	0	0	0.0%
Subtotal	0	0	0.0%
Crimes Against Property			
Arson	0	0	0.0%
Bike Theft	0	0	0.0%
Burglary	0	0	0.0%
Larceny	0	0	0.0%
Motor Vehicle Theft	0	0	0.0%
Vandalism	0	0	0.0%
Subtotal	0	0	0.0%
Crimes Against Society			
Narcotics	0	0	0.0%
Trespassing	0	0	0.0%
Weapons	0	0	0.0%
Subtotal	0	0	0.0%
Total	0	0	0.0%



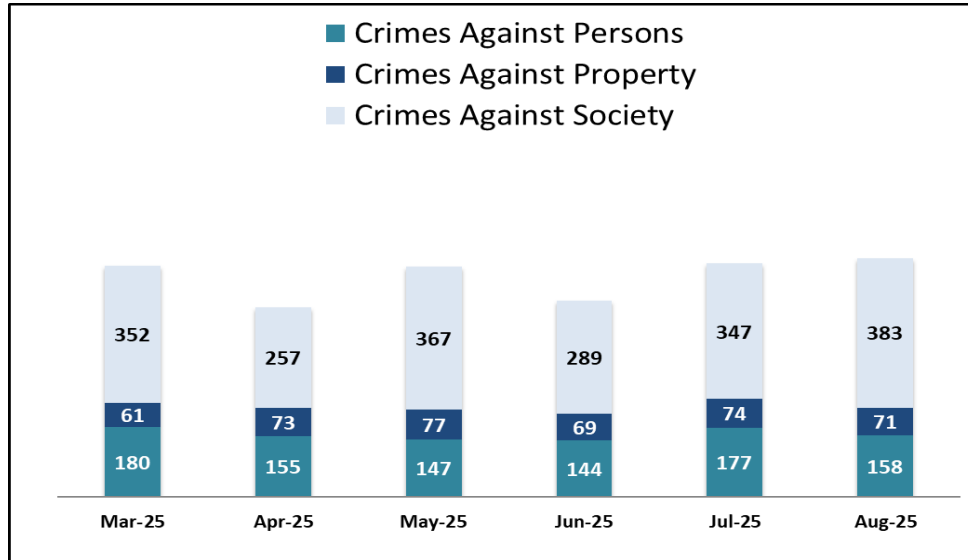
LAX/MTC	Aug 25	Jul 25	% Change
Crimes Against Persons			
Agg Assault	0	1	-100.0%
Agg Assault on Op	0	0	0.0%
Battery	0	1	-100.0%
Battery on Operator	0	0	0.0%
Homicide	0	0	0.0%
Rape	0	0	0.0%
Robbery	0	0	0.0%
Sex Offenses	2	2	0.0%
Subtotal	2	4	-50.0%
Crimes Against Property			
Arson	0	0	0.0%
Bike Theft	0	0	0.0%
Burglary	0	0	0.0%
Larceny	0	0	0.0%
Motor Vehicle Theft	0	0	0.0%
Vandalism	1	0	100.0%
Subtotal	1	0	100.0%
Crimes Against Society			
Narcotics	0	0	0.0%
Trespassing	5	7	-28.6%
Weapons	0	1	-100.0%
Subtotal	5	8	-37.5%
Total	8	12	-33.3%

SYSTEMWIDE LAW ENFORCEMENT OVERVIEW

AUGUST 2025

Attachment H

Total Crimes

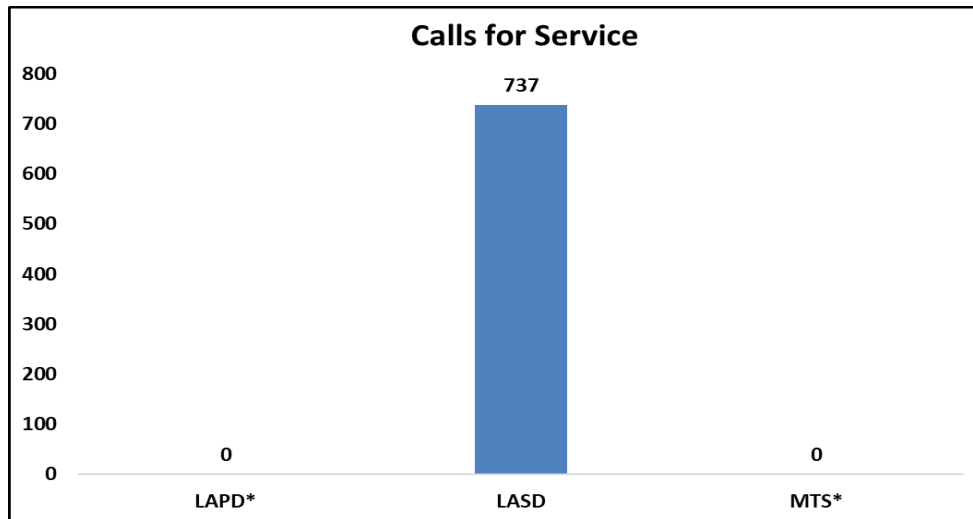


Crimes Against Persons: violent crimes (i.e., homicide, aggravated assaults) are those in which the victims are always individuals

Crimes Against Property: crimes to obtain money, property, or some other benefit (i.e., theft, vandalism, robbery)

Crimes Against Society: represent society's prohibition against engaging in certain types of activity (i.e., drug violations)

Calls for Service



* LAPD and MTS Calls for Service data is currently unavailable



SYSTEMWIDE LAW ENFORCEMENT OVERVIEW


AUGUST 2025

Attachment H

Average Incident Response Times

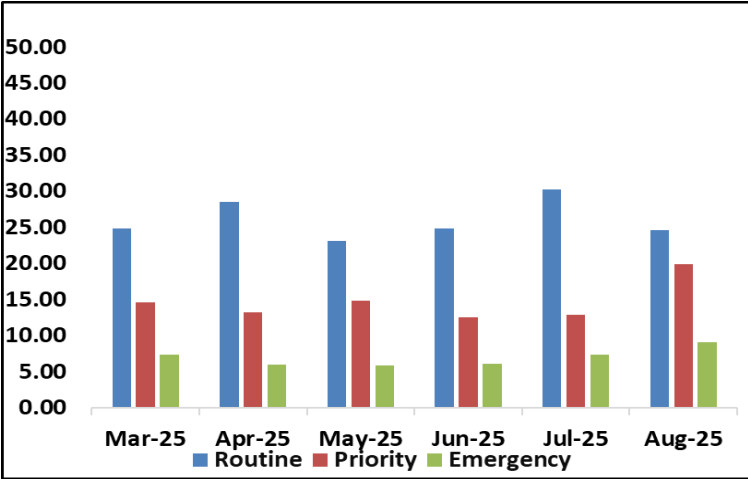
These graphs show how long it takes (in minutes) for LAPD, LASD, and MTS to respond to Emergency, Priority, and Routine calls

LAPD




* LAPD Incident Response Times data is currently unavailable

LASD



MTS



* MTS Incident Response Times data is currently unavailable

Transit Police

Monthly Crime Report



Attachment H

	2025	2024	%
	August	August	Change
CRIMES AGAINST PERSONS			
Homicide	1	0	100.0%
Rape	3	1	200.0%
Robbery	22	30	-26.7%
Aggravated Assault	36	43	-16.3%
Aggravated Assault on Operator	2	5	-60.0%
Battery	74	100	-26.0%
Battery on Operator	3	12	-75.0%
Sex Offenses	17	10	70.0%
SUB-TOTAL	158	201	-21.4%
CRIMES AGAINST PROPERTY			
Burglary	0	1	-100.0%
Larceny	37	45	-17.8%
Bike Theft	1	0	100.0%
Motor Vehicle Theft	4	1	300.0%
Arson	1	0	100.0%
Vandalism	28	21	33.3%
SUB-TOTAL	71	68	4.4%
CRIMES AGAINST SOCIETY			
Weapons	7	28	-75.0%
Narcotics	127	139	-8.6%
Trespassing	249	803	-69.0%
SUB-TOTAL	383	970	-60.5%
TOTAL	612	1,239	-50.6%
ENFORCEMENT EFFORTS			
Arrests	641	1,413	-54.6%
Citations	868	1,585	-45.2%
Calls for Service	737	1,753	-58.0%



Metro

SYSTEM SECURITY & LAW ENFORCEMENT

MONTHLY, BI-ANNUAL, ANNUAL COMPARISON

AUGUST 2025

Attachment H

Crimes

Monthly	System-Wide	Aug-25	Aug-24	% Change
	Crimes Against Persons	158	201	-21.4%
	Crimes Against Property	71	68	4.4%
	Crimes Against Society	383	970	-60.5%
	Total	612	1,239	-50.6%

Six Months	System-Wide	Mar-25-Aug-25	Mar-24-Aug-24	% Change
	Crimes Against Persons	961	1,064	-9.7%
	Crimes Against Property	422	369	14.4%
	Crimes Against Society	1,991	3,476	-42.7%
	Total	3,374	4,909	-31.3%

Annual	System-Wide	Sep-24-Aug-25	Sep-23-Aug-24	% Change
	Crimes Against Persons	1,914	2,139	-10.5%
	Crimes Against Property	905	716	26.4%
	Crimes Against Society	4,397	5,376	-18.2%
	Total	7,216	8,231	-12.3%

Average Emergency Response Times

Monthly	Aug-25	Aug-24	% Change
	3.00	6.23	-51.8%

Six Months	Mar-25-Aug-25	Mar-24-Aug-24	% Change
	2.66	5.90	-54.9%

Annual	Sep-24-Aug-25	Sep-23-Aug-24	% Change
	3.13	5.68	-44.8%

Bus Operator Assaults

Monthly	Aug-25	Aug-24	% Change
	5	17	-70.6%

Six Months	Mar-25-Aug-25	Mar-24-Aug-24	% Change
	33	87	-62.1%

Annual	Sep-24-Aug-25	Sep-23-Aug-24	% Change
	79	176	-55.1%

Ridership

Monthly	Aug-25	Aug-24	% Change
	25,257,515	27,066,446	-6.7%

Six Months	Mar-25-Aug-25	Mar-24-Aug-24	% Change
	153,468,101	156,975,463	-2.2%

Annual	Sep-24-Aug-25	Sep-23-Aug-24	% Change
	309,777,496	302,935,759	2.3%



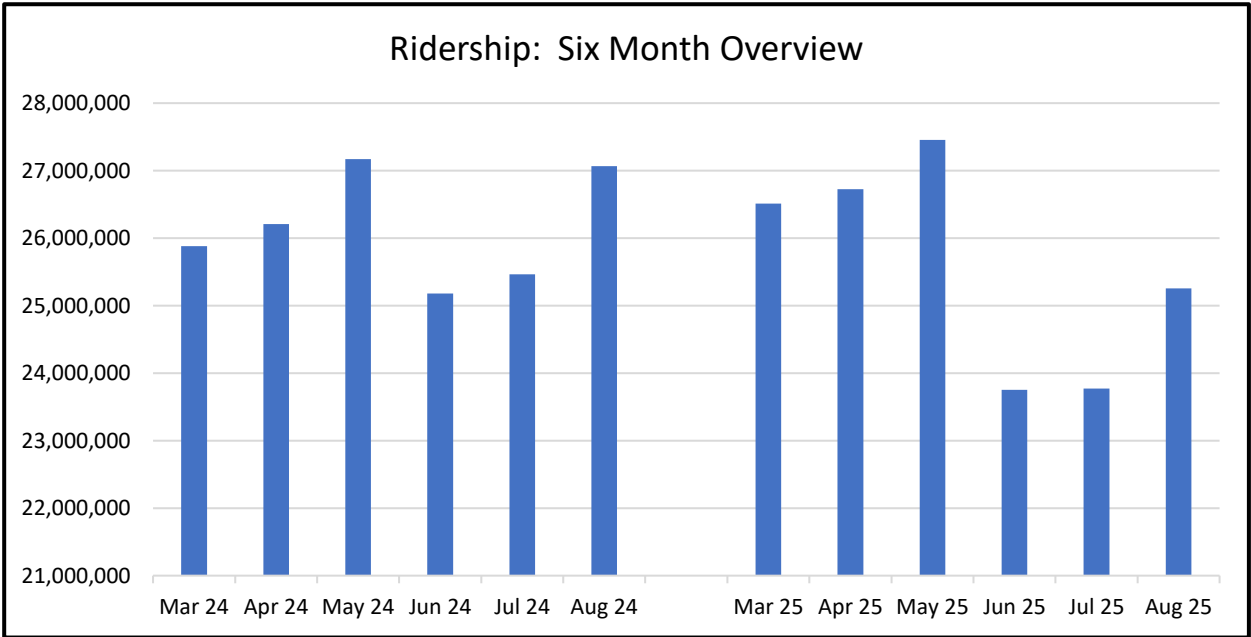
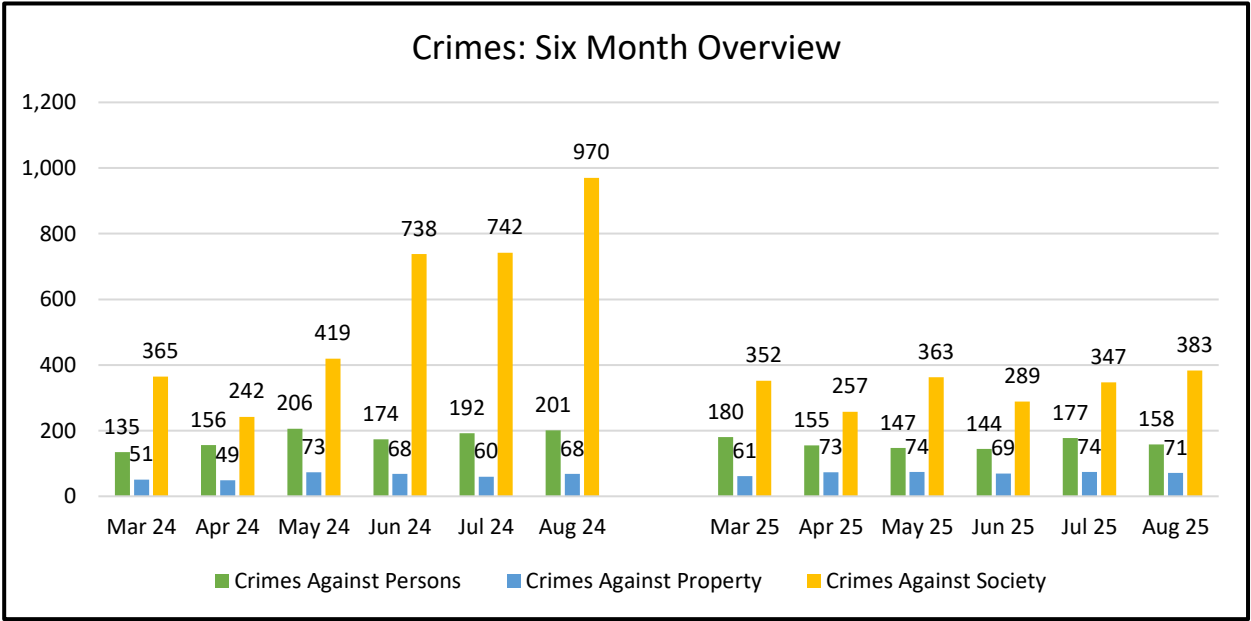
Metro

SYSTEM SECURITY & LAW ENFORCEMENT

MONTHLY, BI-ANNUAL, ANNUAL COMPARISON

AUGUST 2025

Attachment H



A LINE (BLUE)

ATTACHMENT H

MONTHLY UPDATE ON TRANSIT POLICING PERFORMANCE - AUGUST 2025

REPORTED CRIME				
CRIMES AGAINST PERSONS	LAPD	LASD	MTS	FYTD
Homicide	0	0	0	0
Rape	0	0	0	0
Robbery	1	5	0	12
Aggravated Assault	1	6	1	20
Aggravated Assault on Operator	0	0	0	0
Battery	8	6	1	27
Battery Rail Operator	0	0	0	0
Sex Offenses	0	3	0	5
SUB-TOTAL	10	20	2	64
CRIMES AGAINST PROPERTY	LAPD	LASD	MTS	FYTD
Burglary	0	0	0	0
Larceny	1	3	0	25
Bike Theft	0	1	0	1
Motor Vehicle Theft	0	1	0	2
Arson	0	0	0	1
Vandalism	4	5	0	13
SUB-TOTAL	5	10	0	42
CRIMES AGAINST SOCIETY	LAPD	LASD	MTS	FYTD
Weapons	0	0	0	4
Narcotics	20	3	0	42
Trespassing	86	1	7	177
SUB-TOTAL	106	4	7	223
TOTAL	121	34	9	329

CRIMES PER STATION				
STATION	CRIMES AGAINST PERSONS	CRIMES AGAINST PROPERTY	CRIMES AGAINST SOCIETY	FYTD
Pomona North				
La Verne/Fairplex				
San Dimas				
Glendora				
APU/Citrus College	3	0	0	3
Azusa Downtown	2	0	0	2
Irwindale	0	0	0	0
Duarte/City of Hope	0	1	0	1
Monrovia	0	0	0	0
Arcadia	1	0	0	2
Sierra Madre Villa	1	0	0	3
Allen	0	2	0	3
Lake	0	0	0	0
Memorial Park	1	0	0	3
Del Mar	1	0	0	3
Fillmore	2	0	2	5
South Pasadena	1	0	0	2
Highland Park	0	0	0	2
Southwest Museum	0	1	2	4
Heritage Square	0	0	0	2
Lincoln/Cypress	0	1	3	5
Chinatown	0	0	36	67
Union Station	1	0	0	2
Little Tokyo/Arts Dist	1	0	3	11
Historic Broadway	0	0	1	1
Grand Av Arts/Bunker Hill	1	0	24	63
7th St/Metro Ctr	1	0	4	6
Pico	1	1	17	36
Grand/LATTC	2	1	13	25
San Pedro St	1	0	0	2
Washington	0	1	3	6
Vernon	2	0	0	4
Slauson	1	1	1	7
Florence	2	1	0	10
Firestone	0	0	0	4
103rd St/Watts Towers	0	0	0	3
Willowbrook/Rosa Parks	3	0	1	9
Compton	2	1	0	8
Artesia	0	0	0	4
Del Amo	0	4	0	4
Wardlow	0	0	2	3
Willow St	0	0	1	3
PCH	0	0	0	0
Anaheim St	0	0	0	1
5th St	0	0	0	0
1st St	0	0	0	0

ARRESTS				
AGENCY	LAPD	LASD	MTS	FYTD
Felony	23	11	0	80
Misdemeanor	144	17	0	319
TOTAL	167	28	0	399

CITATIONS				
AGENCY	LAPD	LASD	MTS	FYTD
Misdemeanor Citations	0	0	0	0
Other Citations	140	17	0	283
Vehicle Code Citations	3	0	0	5
TOTAL	143	17	0	288

CALLS FOR SERVICE				
AGENCY	LAPD	LASD	MTS	FYTD
Routine	0	121	0	261
Priority	0	108	0	243
Emergency	0	7	0	19
TOTAL	0	236	0	523

DISPATCHED VS. PROACTIVE			
AGENCY	LAPD	LASD	MTS
Dispatched	29%	N/C	0%
Proactive	71%	N/C	0%
TOTAL	100%	0%	0%

PERCENTAGE OF TIME SPENT ON THE RAIL SYSTEM	
A Line - LAPD	78%
A Line - LASD	N/C
A Line - MTS	0%

GRADE CROSSING OPERATIONS				
LOCATION	LAPD	LASD	MTS	FYTD
Pomona North				0
La Verne/Fairplex				0
San Dimas				0
Glendora				0
Azusa	0	29	0	59
Irwindale	0	22	0	43
Duarte Station	0	7	0	15
Monrovia	0	6	0	14
Magnolia Ave	0	0	0	0
Arcadia Station	0	14	0	29
Pasadena	0	34	0	66
South Pasadena	0	1	0	8
Marmion Way	0	0	0	0
Flower St	0	0	0	0
Washington St	13	0	0	30
Slauson	0	0	0	3
Florence	0	6	0	13
Firestone	0	4	0	13
103rd St	0	0	0	2
Willowbrook	0	15	0	37
Compton	0	3	0	9
Artesia	0	1	0	12
Del Amo	0	6	0	9
Wardlow Rd	0	0	0	0
Long Beach Blvd	0	0	0	0
Pacific Av	0	0	0	0
TOTAL	13	148	0	362

LEGEND
Los Angeles Police Department
Los Angeles County Sheriff's Department
Metro Transit Security

B LINE (RED)

ATTACHMENT H

MONTHLY UPDATE ON TRANSIT POLICING PERFORMANCE - AUGUST 2025

REPORTED CRIME		
CRIMES AGAINST PERSONS	LAPD	FYTD
Homicide	0	0
Rape	0	0
Robbery	1	3
Aggravated Assault	3	7
Aggravated Assault on Operator	0	0
Battery	17	30
Battery Rail Operator	0	0
Sex Offenses	4	5
SUB-TOTAL	25	45
CRIMES AGAINST PROPERTY	LAPD	FYTD
Burglary	0	0
Larceny	5	14
Bike Theft	0	0
Motor Vehicle Theft	1	2
Arson	0	0
Vandalism	3	5
SUB-TOTAL	9	21
CRIMES AGAINST SOCIETY	LAPD	FYTD
Weapons	3	10
Narcotics	57	102
Trespassing	90	201
SUB-TOTAL	150	313
TOTAL	184	379

ARRESTS		
AGENCY	LAPD	FYTD
Felony	46	75
Misdemeanor	201	412
TOTAL	247	487

CITATIONS		
AGENCY	LAPD	FYTD
Other Citations	226	407
Vehicle Code Citations	13	18
TOTAL	239	425

CALLS FOR SERVICE		
AGENCY	LAPD	FYTD
Routine	0	0
Priority	0	0
Emergency	0	0
TOTAL	0	0

DISPATCHED VS. PROACTIVE	
AGENCY	LAPD
Dispatched	15%
Proactive	85%
TOTAL	100%

CRIMES PER STATION				
STATION	CRIMES AGAINST PERSONS	CRIMES AGAINST PROPERTY	CRIMES AGAINST SOCIETY	FYTD
Union Station	2	0	7	20
Civic Center/Grand Park	1	0	1	3
Pershing Square	4	2	6	19
7th St/Metro Ctr	2	0	17	49
Westlake/MacArthur Park	5	2	38	78
Wilshire/Vermont	1	1	6	20
Wilshire/Normandie	0	0	0	0
Vermont/Beverly	1	0	8	20
Wilshire/Western	1	0	1	2
Vermont/Santa Monica	0	0	3	11
Vermont/Sunset	0	0	5	13
Hollywood/Western	2	0	24	52
Hollywood/Vine	1	1	8	22
Hollywood/Highland	1	1	3	9
Universal City/Studio City	0	0	3	8
North Hollywood	4	2	20	53
B Line Rail Yard	0	0	0	0
Total	25	9	150	379

PERCENTAGE OF TIME SPENT ON THE RAIL SYSTEM	
B Line - LAPD	83%

LEGEND
Los Angeles Police Department

C LINE (GREEN)

ATTACHMENT H

MONTHLY UPDATE ON TRANSIT POLICING PERFORMANCE - AUGUST 2025

REPORTED CRIME			
CRIMES AGAINST PERSONS	LAPD	LASD	FYTD
Homicide	0	0	0
Rape	0	0	0
Robbery	1	2	9
Aggravated Assault	1	0	2
Aggravated Assault on Operator	0	0	0
Battery	3	1	9
Battery Rail Operator	0	0	0
Sex Offenses	0	0	0
SUB-TOTAL	5	3	20
CRIMES AGAINST PROPERTY	LAPD	LASD	FYTD
Burglary	0	0	0
Larceny	1	5	10
Bike Theft	0	0	0
Motor Vehicle Theft	1	0	2
Arson	0	0	0
Vandalism	1	1	2
SUB-TOTAL	3	6	14
CRIMES AGAINST SOCIETY	LAPD	LASD	FYTD
Weapons	0	1	1
Narcotics	0	2	6
Trespassing	6	0	11
SUB-TOTAL	6	3	18
TOTAL	14	12	52

CRIMES PER STATION				
STATION	CRIMES AGAINST PERSONS	CRIMES AGAINST PROPERTY	CRIMES AGAINST SOCIETY	FYTD
LAX/Metro Transit Center	4	1	3	14
Aviation/Century	0	0	1	2
Aviation/Imperial	0	1	1	3
Hawthorne/Lennox	0	0	0	0
Crenshaw	0	0	0	1
Vermont/Athens	0	1	0	3
Harbor Fwy	0	1	0	2
Avalon	1	0	1	4
Willowbrook/Rosa Parks	3	2	2	13
Lynwood	0	0	0	2
Lakewood Bl	0	0	0	1
Norwalk	0	3	1	7
Total	8	9	9	52

ARRESTS			
AGENCY	LAPD	LASD	FYTD
Felony	0	5	10
Misdemeanor	11	10	37
TOTAL	11	15	47

CITATIONS			
AGENCY	LAPD	LASD	FYTD
Other Citations	5	16	37
Vehicle Code Citations	0	1	2
TOTAL	5	17	39

CALLS FOR SERVICE			
AGENCY	LAPD	LASD	FYTD
Routine	0	63	123
Priority	0	25	62
Emergency	0	2	5
TOTAL	0	90	190

DISPATCHED VS. PROACTIVE		
AGENCY	LAPD	LASD
Dispatched	25%	N/C
Proactive	75%	N/C
TOTAL	100%	0%

PERCENTAGE OF TIME SPENT ON THE RAIL SYSTEM	
C Line - LAPD	82%
C Line - LASD	N/C

LEGEND	
Los Angeles Police Department	
Los Angeles County Sheriff's Department	

E LINE

ATTACHMENT H

MONTHLY UPDATE ON TRANSIT POLICING PERFORMANCE - AUGUST 2025

REPORTED CRIME			
CRIMES AGAINST PERSONS	LAPD	LASD	FYTD
Homicide	0	0	0
Rape	0	0	0
Robbery	4	0	4
Aggravated Assault	1	2	14
Aggravated Assault on Operator	0	0	0
Battery	1	1	10
Battery Rail Operator	0	0	0
Sex Offenses	0	0	0
SUB-TOTAL	6	3	28
CRIMES AGAINST PROPERTY	LAPD	LASD	FYTD
Burglary	0	0	0
Larceny	2	0	8
Bike Theft	0	0	0
Motor Vehicle Theft	0	0	0
Arson	0	0	0
Vandalism	2	0	3
SUB-TOTAL	4	0	11
CRIMES AGAINST SOCIETY	LAPD	LASD	FYTD
Weapons	0	0	2
Narcotics	13	0	18
Trespassing	33	1	60
SUB-TOTAL	46	1	80
TOTAL	56	4	119

ARRESTS			
AGENCY	LAPD	LASD	FYTD
Felony	16	2	27
Misdemeanor	54	0	94
TOTAL	70	2	121

CITATIONS			
AGENCY	LAPD	LASD	FYTD
Other Citations	69	1	151
Vehicle Code Citations	4	0	9
TOTAL	73	1	160

CALLS FOR SERVICE			
AGENCY	LAPD	LASD	FYTD
Routine	0	70	151
Priority	0	25	44
Emergency	0	2	4
TOTAL	0	97	199

DISPATCHED VS. PROACTIVE		
AGENCY	LAPD	LASD
Dispatched	27%	N/C
Proactive	73%	N/C
TOTAL	100%	0%

CRIMES PER STATION				
STATION	CRIMES AGAINST PERSONS	CRIMES AGAINST PROPERTY	CRIMES AGAINST SOCIETY	FYTD
Atlantic	1	0	0	1
East LA Civic Ctr	0	0	0	0
Maravilla	1	0	0	1
Indiana (both LAPD & LASD)	1	0	1	5
Soto	0	0	4	5
Mariachi Plaza	0	0	1	2
Pico/Aliso	0	0	1	2
Little Tokyo/Arts Dist	0	0	0	0
Historic Broadway	0	0	0	0
Grand Av Arts/Bunker Hill	0	0	0	0
7th St/Metro Ctr	0	0	0	1
Pico	0	0	0	0
LATTC/Ortho Institute	1	1	14	16
Jefferson/USC	1	0	3	5
Expo Park/USC	0	0	1	6
Expo/Vermont	0	0	2	6
Expo/Western	0	0	11	28
Expo/Crenshaw	0	0	5	11
Farmdale	0	0	0	0
Expo/La Brea	2	2	3	7
La Cienega/Jefferson	0	0	0	1
Culver City	1	0	0	2
Palms	0	0	0	1
Westwood/Rancho Park	0	0	0	0
Expo/Sepulveda	0	1	0	2
Expo/Bundy	1	0	0	2
26th St/Bergamot	0	0	0	0
17th St/SMC	0	0	0	0
Downtown Santa Monica	0	0	1	15
E Line Rail Yard	0	0	0	0
Total	9	4	47	119

PERCENTAGE OF TIME SPENT ON THE RAIL SYSTEM	
E Line - LAPD	80%
E Line - LASD	N/C

GRADE CROSSING OPERATIONS			
LOCATION	LAPD	LASD	FYTD
East Los Angeles	0	5	5
Figueroa St	0	0	0
Exposition Blvd	52	0	52
Culver City	0	0	0
Santa Monica	0	66	66
TOTAL	52	71	123

LEGEND	
Los Angeles Police Department	
Los Angeles County Sheriff's Department	

G LINE (ORANGE)

ATTACHMENT H

MONTHLY UPDATE ON TRANSIT POLICING PERFORMANCE - AUGUST 2025

REPORTED CRIME

CRIMES AGAINST PERSONS	LAPD	FYTD
Homicide	0	0
Rape	0	0
Robbery	1	1
Aggravated Assault	3	7
Aggravated Assault on Operator	0	0
Battery	1	5
Battery Bus Operator	0	0
Sex Offenses	1	1
SUB-TOTAL	6	14
CRIMES AGAINST PROPERTY	LAPD	FYTD
Burglary	0	0
Larceny	0	1
Bike Theft	0	0
Motor Vehicle Theft	0	0
Arson	0	0
Vandalism	1	1
SUB-TOTAL	1	2
CRIMES AGAINST SOCIETY	LAPD	FYTD
Weapons	1	4
Narcotics	20	31
Trespassing	5	8
SUB-TOTAL	26	43
TOTAL	33	59

ARRESTS

AGENCY	LAPD	FYTD
Felony	5	13
Misdemeanor	25	39
TOTAL	30	52

CITATIONS

AGENCY	LAPD	FYTD
Other Citations	42	64
Vehicle Code Citations	65	72
TOTAL	107	136

CALLS FOR SERVICE

AGENCY	LAPD	FYTD
Routine	0	0
Priority	0	0
Emergency	0	0
TOTAL	0	0

DISPATCHED VS. PROACTIVE

AGENCY	LAPD
Dispatched	17%
Proactive	83%
TOTAL	100%

CRIMES PER STATION

STATION	CRIMES AGAINST PERSONS	CRIMES AGAINST PROPERTY	CRIMES AGAINST SOCIETY	FYTD
North Hollywood	2	1	3	10
Laurel Canyon	0	0	0	0
Valley College	1	0	1	3
Woodman	0	0	0	2
Van Nuys	0	0	0	0
Sepulveda	0	0	2	5
Woodley	1	0	0	1
Balboa	0	0	2	2
Reseda	1	0	13	20
Tampa	0	0	0	0
Pierce College	0	0	0	0
De Soto	0	0	0	0
Canoga	0	0	1	4
Sherman Way	0	0	2	2
Roscoe	0	0	1	2
Nordhoff	1	0	0	4
Chatsworth	0	0	1	4
Total	6	1	26	59

PERCENTAGE OF TIME SPENT ON THE BUS SYSTEM

G Line - LAPD	86%
---------------	-----

LEGEND

Los Angeles Police Department

J LINE (SILVER)

ATTACHMENT H

MONTHLY UPDATE ON TRANSIT POLICING PERFORMANCE - AUGUST 2025

REPORTED CRIME			
CRIMES AGAINST PERSONS	LAPD	LASD	FYTD
Homicide	0	0	0
Rape	0	0	0
Robbery	0	0	0
Aggravated Assault	2	0	4
Aggravated Assault on Operator	0	0	0
Battery	2	0	3
Battery Bus Operator	0	0	0
Sex Offenses	0	0	0
SUB-TOTAL	4	0	7
CRIMES AGAINST PROPERTY	LAPD	LASD	FYTD
Burglary	0	0	0
Larceny	0	0	0
Bike Theft	0	0	0
Motor Vehicle Theft	1	0	1
Arson	0	0	0
Vandalism	1	0	2
SUB-TOTAL	2	0	3
CRIMES AGAINST SOCIETY	LAPD	LASD	FYTD
Weapons	0	0	0
Narcotics	1	0	1
Trespassing	2	0	2
SUB-TOTAL	3	0	3
TOTAL	9	0	13

ARRESTS			
AGENCY	LAPD	LASD	FYTD
Felony	3	0	5
Misdemeanor	4	1	6
TOTAL	7	1	11

CITATIONS			
AGENCY	LAPD	LASD	FYTD
Other Citations	7	0	7
Vehicle Code Citations	1	0	1
TOTAL	8	0	8

CALLS FOR SERVICE			
AGENCY	LAPD	LASD	FYTD
Routine	0	16	25
Priority	0	3	5
Emergency	0	1	1
TOTAL	0	20	31

DISPATCHED VS. PROACTIVE		
AGENCY	LAPD	LASD
Dispatched	12%	15%
Proactive	88%	85%
TOTAL	100%	100%

CRIMES PER STATION				
STATION	CRIMES AGAINST PERSONS	CRIMES AGAINST PROPERTY	CRIMES AGAINST SOCIETY	FYTD
El Monte	0	0	0	2
Cal State LA	0	0	0	0
LAC/USC Medical Ctr	0	0	0	0
Alameda	0	0	0	0
Downtown	1	0	0	1
37th St/USC	0	0	0	0
Slauson	0	1	1	2
Manchester	0	0	1	2
Harbor Fwy	0	0	1	1
Rosecrans	0	0	0	0
Harbor Gateway Transit Ctr	3	1	0	5
Carson	0	0	0	0
PCH	0	0	0	0
San Pedro/Beacon	0	0	0	0
Total	4	2	3	13

PERCENTAGE OF TIME SPENT ON THE BUS SYSTEM	
J Line - LAPD	89%
J Line - LASD	89%

LEGEND	
Los Angeles Police Department	
Los Angeles County Sheriff's Department	

K LINE

ATTACHMENT H

MONTHLY UPDATE ON TRANSIT POLICING PERFORMANCE - AUGUST 2025

REPORTED CRIME			
CRIMES AGAINST PERSONS	LAPD	LASD	FYTD
Homicide	0	0	0
Rape	0	0	0
Robbery	0	0	1
Aggravated Assault	2	0	3
Aggravated Assault on Operator	0	0	0
Battery	0	0	1
Battery Bus Operator	0	0	0
Sex Offenses	0	0	0
SUB-TOTAL	2	0	5
CRIMES AGAINST PROPERTY	LAPD	LASD	FYTD
Burglary	0	0	0
Larceny	1	0	2
Bike Theft	0	0	0
Motor Vehicle Theft	0	0	0
Arson	0	0	0
Vandalism	0	0	1
SUB-TOTAL	1	0	3
CRIMES AGAINST SOCIETY	LAPD	LASD	FYTD
Weapons	0	0	0
Narcotics	0	0	0
Trespassing	5	0	8
SUB-TOTAL	5	0	8
TOTAL	8	0	16

CRIMES PER STATION				
STATION	CRIMES AGAINST PERSONS	CRIMES AGAINST PROPERTY	CRIMES AGAINST SOCIETY	FYTD
Expo / Crenshaw	1	0	2	5
Martin Luther King Jr	0	0	1	5
Leimert Park	1	0	1	2
Hyde Park	0	0	1	1
Fairview Heights	0	0	0	0
Downtown Inglewood	0	0	0	1
Westchester / Veterans	0	0	0	0
LAX/Metro Transit Center	0	0	0	1
Aviation/Century	0	1	0	1
Mariposa	0	0	0	0
El Segundo	0	0	0	0
Douglas	0	0	0	0
Redondo Beach	0	0	0	0
Total	2	1	5	16

ARRESTS			
AGENCY	LAPD	LASD	FYTD
Felony	0	0	2
Misdemeanor	6	1	18
TOTAL	6	1	20

CITATIONS			
AGENCY	LAPD	LASD	FYTD
Other Citations	6	3	15
Vehicle Code Citations	0	0	0
TOTAL	6	3	15

CALLS FOR SERVICE			
AGENCY	LAPD	LASD	FYTD
Routine	0	61	126
Priority	0	6	17
Emergency	0	0	0
TOTAL	0	67	143

DISPATCHED VS. PROACTIVE		
AGENCY	LAPD	LASD
Dispatched	28%	N/C
Proactive	72%	N/C
TOTAL	100%	0%

PERCENTAGE OF TIME SPENT ON THE RAIL SYSTEM	
K Line - LAPD	80%
K Line - LASD	N/C

LEGEND	
Los Angeles Police Department	
Los Angeles County Sheriff's Department	

BUS PATROL

ATTACHMENT H

MONTHLY UPDATE ON TRANSIT POLICING PERFORMANCE - AUGUST 2025

REPORTED CRIME			
CRIMES AGAINST PERSONS	LAPD	LASD	FYTD
Homicide	1	0	1
Rape	2	1	3
Robbery	5	2	22
Aggravated Assault	9	4	27
Aggravated Assault on Operator	1	1	3
Battery	24	7	53
Battery Bus Operator	2	1	4
Sex Offenses	3	4	17
SUB-TOTAL	47	20	130
CRIMES AGAINST PROPERTY	LAPD	LASD	FYTD
Burglary	0	0	0
Larceny	14	1	21
Bike Theft	0	0	0
Motor Vehicle Theft	0	0	0
Arson	0	1	1
Vandalism	8	0	18
SUB-TOTAL	22	2	40
CRIMES AGAINST SOCIETY	LAPD	LASD	FYTD
Weapons	0	2	3
Narcotics	5	5	15
Trespassing	1	0	1
SUB-TOTAL	6	7	19
TOTAL	75	29	189

LASD's Crimes per Sector		
Sector		FYTD
Westside	3	7
San Fernando	1	1
San Gabriel Valley	7	13
Gateway Cities	4	13
South Bay	14	24
Total	29	58

LAPD's Crimes per Sector		
Sector		FYTD
Valley Bureau		
Van Nuys	2	3
West Valley	2	2
North Hollywood	4	7
Foothill	2	2
Devonshire	3	3
Mission	8	8
Topanga	1	2
Central Bureau		
Central	5	11
Rampart	3	7
Hollenbeck	4	7
Northeast	1	8
Newton	0	6
West Bureau		
Hollywood	3	7
Wilshire	2	5
West LA	3	4
Pacific	5	6
Olympic	7	7
Southwest Bureau		
Southwest	6	9
Harbor	0	0
77th Street	10	15
Southeast	4	6
Total	75	125

ARRESTS			
AGENCY	LAPD	LASD	FYTD
Felony	4	13	34
Misdemeanor	6	20	52
TOTAL	10	33	86

CITATIONS			
AGENCY	LAPD	LASD	FYTD
Other Citations	25	23	112
Vehicle Code Citations	186	8	285
TOTAL	211	31	397

CALLS FOR SERVICE			
AGENCY	LAPD	LASD	FYTD
Routine	0	136	261
Priority	0	83	161
Emergency	0	8	12
TOTAL	0	227	434

DISPATCHED VS. PROACTIVE		
AGENCY	LAPD	LASD
Dispatched	0%	2%
Proactive	0%	98%
TOTAL	0%	100%

PERCENTAGE OF TIME SPENT ON THE BUS SYSTEM	
LAPD BUS	0%
LASD BUS	92%

LEGEND	
Los Angeles Police Department	
Los Angeles County Sheriff's Department	

UNION STATION

ATTACHMENT H

MONTHLY UPDATE ON TRANSIT POLICING PERFORMANCE - AUGUST 2025

REPORTED CRIME		
CRIMES AGAINST PERSONS	LAPD	FYTD
Homicide	0	0
Rape	0	1
Robbery	0	0
Aggravated Assault	1	3
Aggravated Assault on Operator	0	0
Battery	2	12
Battery Rail Operator	0	0
Sex Offenses	0	0
SUB-TOTAL	3	16
CRIMES AGAINST PROPERTY	LAPD	FYTD
Burglary	0	0
Larceny	4	5
Bike Theft	0	0
Motor Vehicle Theft	0	0
Arson	0	0
Vandalism	1	3
SUB-TOTAL	5	8
CRIMES AGAINST SOCIETY	LAPD	FYTD
Weapons	0	0
Narcotics	1	1
Trespassing	7	9
SUB-TOTAL	8	10
TOTAL	16	34

ARRESTS		
AGENCY	LAPD	FYTD
Felony	3	3
Misdemeanor	10	12
TOTAL	13	15

CITATIONS		
AGENCY	LAPD	FYTD
Other Citations	7	17
Vehicle Code Citations	0	0
TOTAL	7	17

CALLS FOR SERVICE		
AGENCY	LAPD	FYTD
Routine	0	0
Priority	0	0
Emergency	0	0
TOTAL	0	0

DISPATCHED VS. PROACTIVE	
AGENCY	LAPD
Dispatched	27%
Proactive	73%
TOTAL	100%

PERCENTAGE OF TIME SPENT ON THE SYSTEM	
Union Station	83%

LEGEND	
Los Angeles Police Department	

7TH & METRO STATION

ATTACHMENT H

MONTHLY UPDATE ON TRANSIT POLICING PERFORMANCE - AUGUST 2025

REPORTED CRIME		
CRIMES AGAINST PERSONS	LAPD	FYTD
Homicide	0	0
Rape	0	0
Robbery	0	0
Aggravated Assault	0	0
Aggravated Assault on Operator	0	0
Battery	0	0
Battery Rail Operator	0	0
Sex Offenses	0	0
SUB-TOTAL	0	0
CRIMES AGAINST PROPERTY	LAPD	FYTD
Burglary	0	0
Larceny	0	0
Bike Theft	0	0
Motor Vehicle Theft	0	0
Arson	0	0
Vandalism	0	0
SUB-TOTAL	0	0
CRIMES AGAINST SOCIETY	LAPD	FYTD
Weapons	0	0
Narcotics	0	0
Trespassing	0	0
SUB-TOTAL	0	0
TOTAL	0	0

ARRESTS		
AGENCY	LAPD	FYTD
Felony	0	0
Misdemeanor	0	1
TOTAL	0	1

CITATIONS		
AGENCY	LAPD	FYTD
Other Citations	0	37
Vehicle Code Citations	0	0
TOTAL	0	37

CALLS FOR SERVICE		
AGENCY	LAPD	FYTD
Routine	0	0
Priority	0	0
Emergency	0	0
TOTAL	0	0

DISPATCHED VS. PROACTIVE	
AGENCY	LAPD
Dispatched	31%
Proactive	69%
TOTAL	100%

PERCENTAGE OF TIME SPENT ON THE SYSTEM	
7th & Metro Station	85%

LEGEND	
Los Angeles Police Department	

LAX/METRO TRANSIT CENTER

ATTACHMENT H

MONTHLY UPDATE ON TRANSIT POLICING PERFORMANCE - AUGUST 2025

REPORTED CRIME			
CRIMES AGAINST PERSONS	LAPD	MTS	FYTD
Homicide	0	0	0
Rape	0	0	0
Robbery	0	0	0
Aggravated Assault	0	0	0
Aggravated Assault on Operator	0	0	0
Battery	0	0	0
Battery Rail Operator	0	0	0
Sex Offenses	0	2	2
SUB-TOTAL	0	2	2
CRIMES AGAINST PROPERTY	LAPD	MTS	FYTD
Burglary	0	0	0
Larceny	0	0	0
Bike Theft	0	0	0
Motor Vehicle Theft	0	0	0
Arson	0	0	0
Vandalism	0	1	1
SUB-TOTAL	0	1	1
CRIMES AGAINST SOCIETY	LAPD	MTS	FYTD
Weapons	0	0	0
Narcotics	0	0	0
Trespassing	0	5	5
SUB-TOTAL	0	5	5
TOTAL	0	8	8

ARRESTS			
AGENCY	LAPD	MTS	FYTD
Felony	0	0	0
Misdemeanor	0	0	0
TOTAL	0	0	0

CITATIONS			
AGENCY	LAPD	MTS	FYTD
Other Citations	0	0	0
Vehicle Code Citations	0	0	0
TOTAL	0	0	0

CALLS FOR SERVICE			
AGENCY	LAPD	MTS	FYTD
Routine	0	0	0
Priority	0	0	0
Emergency	0	0	0
TOTAL	0	0	0

DISPATCHED VS. PROACTIVE		
AGENCY	LAPD	MTS
Dispatched	0%	0%
Proactive	0%	0%
TOTAL	0%	0%

PERCENTAGE OF TIME SPENT ON THE SYSTEM	
LAX/MTC - LAPD	0%
LAX/MTC - MTS	0%

LEGEND	
Los Angeles Police Department	
Metro Transit Security	



SYSTEM SECURITY & LAW ENFORCEMENT

Attachment H

Sexual Crimes / Harassment Calls for Service August 2025

Calls related to sexual crimes/harassment are routed through System Security & Law Enforcement Operations Center, which then transfers the caller to a free 24/7 hotline — Center for the Pacific Asian Family Inc., and Sister Family Services — that can provide more directed counseling. Between August 1 and August 31, Metro Transit Security, LAPD and LASD received eighteen (18) incidents and referred all victims of sexual crimes/harassment to the above free hotlines, except one who refused services.

Incident Type & Totals						
	Aug 25	Jul 25	% Change	Aug 25	Aug 24	% Change
Sexual Harassment	2	0	200.0%	2	0	200.0%
Sexual Battery	9	9	0.0%	9	8	12.5%
Lewd Conduct	1	0	100.0%	1	0	100.0%
Indecent Exposure	3	3	0.0%	3	2	50.0%
Rape	3*	0	300.0%	3*	1	200.0%
TOTAL	18	12	50.0%	18	11	63.6%

**LAPD stated that two of the rapes involved the same victim and are under investigation. LASD stated that video evidence shows one of the rape victims on the bus but nothing occurred.*

Counseling Information Provided	
	Aug 25
Yes	17
No - If no, why?	1
Gone On Arrival	1
Did Not Have Info	0
Telephonic Report	0
Not Offered	0
Refused	1
Officer Witnessed Incident	0
TOTAL	18