

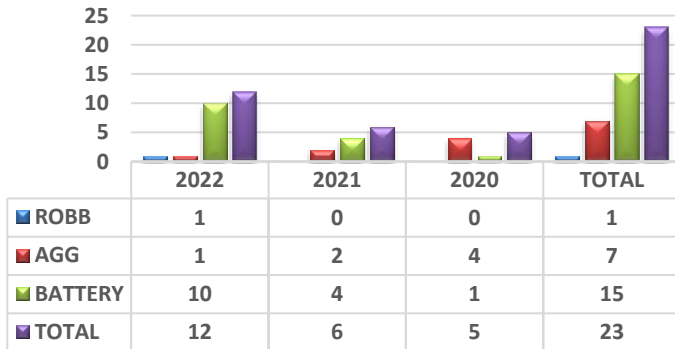


Los Angeles Police Department - Transit Services Division Monthly Bus / Rail Operator Assault Recap Report

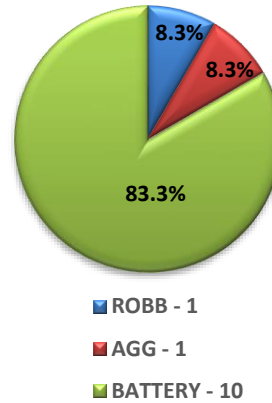
JULY 2022



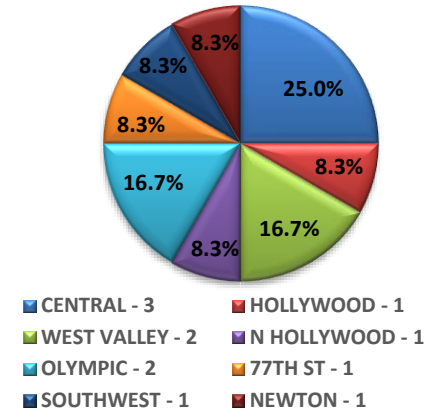
Crimes Against Persons
Month of July 2022, 2021 & 2020
Comparison



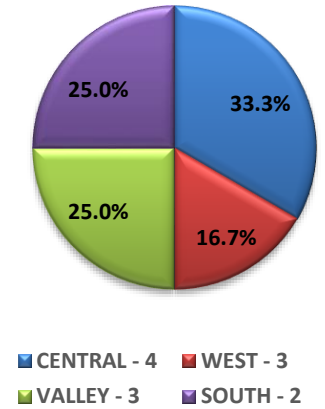
Type of Assault
Month of July 2022



LAPD Operation Area
Month of July 2022



LAPD Operation Bureau
Month of July 2022



DATE & TIME	BUS / RAIL# LOCATION	NARRATIVE	SUSP INFO	TRANSIENT AND / OR MENTALLY DISABLED	BARRIER UTILIZED
07/01/22 @ 1910 HRS	Bus Line # 207 Bus # 9550 Western Av. & Sunset Bl.	BATTERY Suspect attempted to enter bus with a child seated inside a stroller. Victim advised due to safety protocol, the child would have to be removed from the stroller prior to boarding. Suspect ignored victim's request and proceeded to enter bus with the child seated inside the stroller. Victim again stated child needed to be removed from the stroller prior to boarding. Suspect entered and then pushed the partition door towards victim causing the door to hit victim. Victim called PD for assistance. Suspect was interviewed by PD and stated victim became belligerent. Suspect further stated as he entered bus, victim hit him with partition door. Suspect filed a counter report. NO INJURIES. NO ARREST	M/B 25 YOA	No No	Yes
07/02/22 @ 1310 HRS	Bus Line # 210 Bus # 1943 Wilton Pl & Western Bl	BATTERY Victim stopped bus to allow suspect to enter. Unprovoked, suspect entered bus and threw a cup of unknown liquid on victim. Suspect walked away speaking on his cell and smiling. INJURIES: Victim too nervous to continue. NO ARREST	M/B 20 YOA	Unkn Unkn	Unkn

Monthly Bus / Rail Operator Assaults Recap Report

July 2022

Page 2

DATE & TIME	BUS / RAIL# LOCATION	NARRATIVE	SUSP INFO	TRANSIENT AND / OR MENTALLY DISABLED	BARRIER UTILIZED
07/03/22 @ 1400	Bus Line # 207 Bus # 9570 Wilshire Bl. & Western Av.	<p>BATTERY Victim arrived at location and remained stationary due to being early on her route. Suspect walked up to the front of the bus and told victim to move the bus. Victim replied stating she would not move bus because she was early. Suspect swung his arm above the partition door and struck victim's forehead. Victim stated the height of the partition helped reduce the force and contact with suspect's arm. Suspect exited bus and fled location</p> <p>NO INJURIES: Victim refused RA services. NO ARREST</p>	M/B 40 YOA	Unkn Unkn	Yes
07/03/22 @ 1940 HRS	Bus Line # 204 Bus # 9541 Vernon Av. & Vermont Av.	<p>BATTERY Victim operated bus and observed to her left, a lit firework traveling through the intersection towards her bus. Victim described it as a mortar. The firework struck underneath the bus and just under the driver's side window. The firework made a loud explosive bang. Victim immediately pulled bus over.</p> <p>NO INJURIES. NO ARREST</p>	Unkn Unkn	Unkn Unkn	Unkn
07/10/22 @ 0025 HRS	Orange Line Bus # 19508 5373 Lankershim Bl. N. HWD STATION	<p>ROBBERY / CARJACKING Victim sat a few seats behind driver's seat, observed suspect enter bus and state, "I'm going to take your bus." Suspect attempt to enter the driver's seat barrier door. Victim stood up and approached suspect. Suspect took a fighting stance, lifted his leg and simulating a kick. Suspect then bypassed the driver's barrier and sat in the driver's seat. Victim deactivated bus causing bus to move forward, contacting curb and become inoperable. Suspect exited and fled. Responding officers completed a "Field Show" and arrested suspect. Officers also noted suspect was heavily intoxicated and had in his possession a shopping cart with an open container of alcohol.</p> <p>NO INJURIES. ARREST</p>	M/H 49 YOA	Yes Unkn	Yes
07/11/22 @ 1435 HRS	Bus Line #207 Bus # 9580 48 th St & Western	<p>ADW / BRANDISHING Suspect stepped inside bus holding a hammer. Suspect stopped approximately 2 feet from victim near the fare machine. Suspect yelled, "What, you don't want me on the bus? I'm going to kill you." Suspect then stepped off bus. Victim encountered LAPD Officers 10 blocks later conducting "bus boarding" and completed a report.</p> <p>NO INJURIES. NO ARREST</p>	M/B 50 YOA	Unkn Unkn	Unkn

Monthly Bus / Rail Operator Assaults Recap Report

July 2022

Page 3

DATE & TIME	BUS / RAIL# LOCATION	NARRATIVE	SUSP INFO	TRANSIENT AND / OR MENTALLY DISABLED	BARRIER UTILIZED
07/11/22 @ 2210 HRS	Bus Line # 164 Bus # 8289 14800 Victory Bl	BATTERY Victim assisted a wheelchair patron with exiting bus. Suspect began arguing with victim and victim asked suspect to give her some space to work. Suspect refused and kned victim twice in her legs almost knocking victim to the ground. Suspect exited bus and boarded another bus. NO INJURIES. NO ARREST	M/B 33 YOA	Unkn Unkn	No
07/13/22 @ 0150 HRS	Bus Line # 4 Bus # 9504 2 nd St. & Broadway	BATTERY Suspect entered bus and rambled. Suspect then became irate. Victim pulled bus over and told suspect to exit bus. Victim looked away and was abruptly struck in the face by suspect. Suspected exited bus and fled location. INJURIES: Victim treated by RA for suffered mouth pain. NO ARREST	M/B 40 YOA	Unkn Unkn	Unkn
07/13/22 @ 1645 HRS	Bus Line # 53 Bus # 3936 5 th St & Los Angeles St.	BATTERY Suspect began verbal dispute with other bus patron and proceeded to exit the front of the bus. Suspect faced driver and spat on victim, landing saliva on victim's face. INJURIES: Saliva contact to face. NO INJURIES	M/W 50 YOA	Unkn Unkn	Unkn
07/16/22 @ 1950 HRS	Bus Line # 240 Bus # 2048 Haskell & Ventura	BATTERY Suspect yelled to victim, "drive faster, drive faster." Victim ignored suspect and kept driving. Suspect approached victim and threw possible water all over the right side of victim's body. Suspect then grabbed pamphlets (located near the front entrance of the bus) and threw them at victim. Victim stopped bus and asked suspect to exit. Suspect exited bus and fled location. NO INJURIES. NO ARREST	F/B 45 YOA	Unkn Unkn	Unkn
07/21/22 @ 1655 HRS	Bus Line # 240 Bus # 5700 Ventura Blvd E/O Louise	BATTERY Victim smelt a strong odor of marijuana emanating from a group of 5 males sitting in the last row. Moments later, a female bus patron advised the odor of marijuana was making it hard for her to breathe. Victim exit the driver's seat and approached the group of 5 males and advised they must exit due to the strong odor. The group yelled at victim but agreed to exit. Victim returned to the driver's seat and was punched in his face by suspect. Suspect then yelled, "f..... you." Suspect exited bus and fled location. INJURIES: Victim treated by RA for face pain. NO ARREST	M/B 21 YOA	Unkn Unkn	Unkn

Monthly Bus / Rail Operator Assaults Recap Report

July 2022

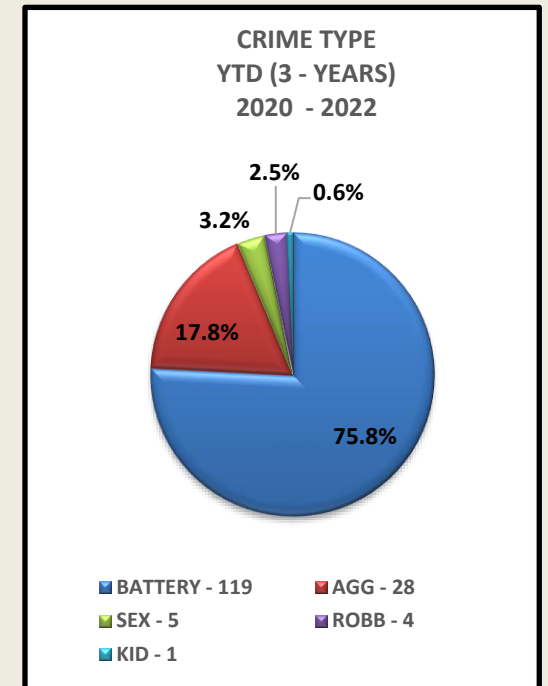
Page 4

DATE & TIME	BUS / RAIL# LOCATION	NARRATIVE	SUSP INFO	TRANSIENT AND / OR MENTALLY DISABLED	BARRIER UTILIZED
07/31/22 @ 1837 HRS	Bus Line # 108 Bus # 5787 Central Av. & Slauson Av.	<p>BATTERY Victim was stationary when suspect entered bus and accused victim of previously passing him up a previous day. Victim replied she did not recollect passing suspect up. Suspect threw a blue (possible fruit drink) liquid on victim causing victim's shirt to become wet. Suspect fled location towards Central Av.</p> <p>NO INJURIES. NO ARREST</p>	M/B 30 YOA	Unkn Unkn	Unkn

3 - Year YTD ending July 2022, Type of Assault & Crime Type Statistical Analysis

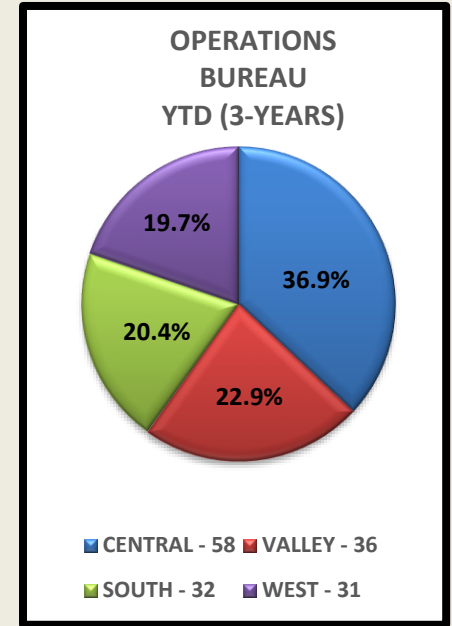
TYPE OF ASSAULT	2022	2021	DIFF	% CHG	2021	2020	DIFF	% CHG	TOTAL	% of 3 YR TOTAL
PUNCH / HIT / KICK / PUSH	32	22	10	45.5%	22	18	4	22.2%	72	45.9%
SPITTING	19	11	8	72.7%	11	15	-4	-26.7%	45	28.7%
THREW OBJ/ FOOD / LIQUID	10	4	6	150.0%	4	6	-2	-33.3%	20	12.7%
BRANDISH / GUN / KNIFE / WEAPON	1	6	-5	-83.3%	6	3	3	100.0%	10	6.4%
SEX	1	2	-1	-50.0%	2	2	0	0.0%	5	3.2%
ROBBERY	3	0	3	N/C	0	1	-1	-100.0%	4	2.5%
PEPPER SPRAY / UNKN SPRAY	0	1	-1	-100.0%	1	0	1	N/C	1	0.6%
TOTAL	66	46	20	43.5%	46	45	1	2.2%	157	100.0%

CRIME TYPE	2022	2021	DIFF	% CHG	2021	2020	DIFF	% CHG	TOTAL
BATTERY	56	30	26	86.7%	30	33	-3	-9.1%	119
AGG	6	13	-7	-53.8%	13	9	4	44.4%	28
SEX	1	2	-1	-50.0%	2	2	0	0.0%	5
ROBB	3	0	3	N/C	0	1	-1	-100.0%	4
KID	0	1	-1	-100.0%	1	0	1	N/C	1
TOTAL	66	46	20	43.5%	46	45	1	2.2%	157



3 Year YTD ending July 2022, Bureau & Area Statistical Analysis

BUREAU	2022	2021	DIFF	% CHG	2021	2020	DIFF	% CHG	TOTAL
CENTRAL	24	22	2	9.1%	22	12	10	83.3%	58
VALLEY	16	12	4	33.3%	12	8	4	50.0%	36
SOUTH	10	6	4	66.7%	6	16	-10	-62.5%	32
WEST	16	6	10	166.7%	6	9	-3	-33.3%	31
TOTAL	66	46	20	43.5%	46	45	1	2.2%	157

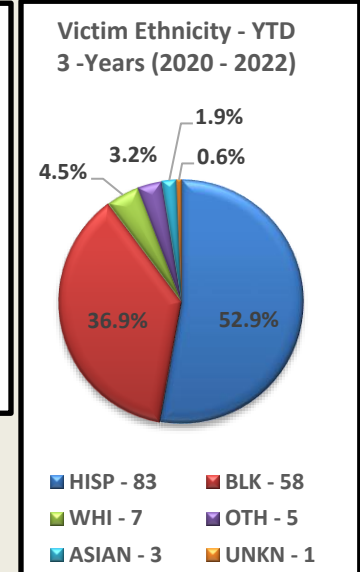
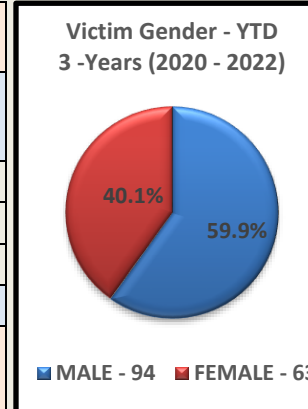


AREA	2022	2021	DIFF	% CHG	2021	2020	DIFF	% CHG	TOTAL	% of (3-Year) TOTAL
CENTRAL	8	11	-3	-27.3%	11	6	5	83.3%	25	15.9%
OLYMPIC	10	2	8	400.0%	2	7	-5	-71.4%	19	12.1%
SOUTHWEST	5	0	5	N/C	0	5	-5	-100.0%	10	6.4%
NEWTON	8	0	8	N/C	0	2	-2	-100.0%	10	6.4%
77TH ST	3	3	0	0.0%	3	4	-1	-25.0%	10	6.4%
NORTHEAST	5	2	3	150.0%	2	2	0	0.0%	9	5.7%
SOUTHEAST	2	1	1	100.0%	1	4	-3	-75.0%	7	4.5%
VAN NUYS	2	3	-1	-33.3%	3	2	1	50.0%	7	4.5%
HOLLENBECK	2	4	-2	-50.0%	4	1	3	300.0%	7	4.5%
RAMPART	1	5	-4	-80.0%	5	1	4	400.0%	7	4.5%
NORTH HWD	3	3	0	0.0%	3	1	2	200.0%	7	4.5%
DEVONSHIRE	3	2	1	50.0%	2	1	1	100.0%	6	3.8%
HOLLYWOOD	2	1	1	100.0%	1	2	-1	-50.0%	5	3.2%
WEST VALLEY	3	1	2	200.0%	1	1	0	0.0%	5	3.2%
WILSHIRE	2	3	-1	-33.3%	3	0	3	N/C	5	3.2%
HARBOR	0	2	-2	-100.0%	2	3	-1	-33.3%	5	3.2%
FOOTHILL	1	1	0	0.0%	1	2	-1	-50.0%	4	2.5%
MISSION	3	0	3	N/C	0	1	-1	-100.0%	4	2.5%
TOPANGA	1	2	-1	-50.0%	2	0	2	N/C	3	1.9%
WLA	2	0	2	N/C	0	0	0	N/C	2	1.3%
TOTAL	66	46	20	43.5%	46	45	1	2.2%	157	100.0%

3 Year to Date Victim & Suspect (Gender & Ethnicity) Demographics - Statistical Analysis

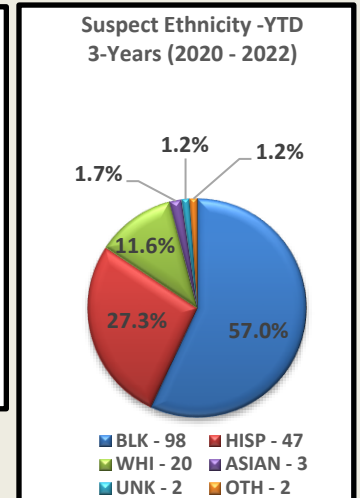
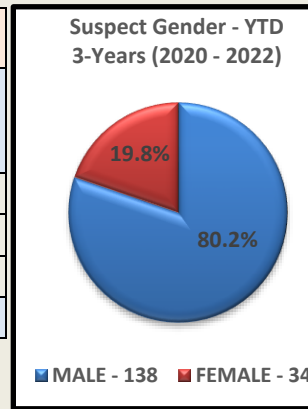
VICTIM DEMOGRAPHICS

YEAR	MALE						FEMALE						% of (3-Year) TOTAL
	H	B	W	O	A	TOTAL	B	H	UNK	W	O	TOTAL	
2022	24	9	2	3	1	39	18	8	1	0	0	27	66
2021	21	3	1	1	0	26	10	9	0	1	0	20	46
2020	15	9	3	0	2	29	9	6	0	0	1	16	45
TOTAL	60	21	6	4	3	94	37	23	1	1	1	63	157
% of (3-Year) TOTAL	38.2%	13.4%	3.8%	2.5%	1.9%	59.9%	23.6%	14.6%	0.6%	0.6%	0.6%	40.1%	100.0%



SUSPECT DEMOGRAPHICS

YEAR	MALE							FEMALE							TOTAL	% of (3-Year) TOTAL
	B	H	W	A	O	UNK	TOTAL	B	H	W	A	UNK	TOTAL			
2022	31	19	8	0	0	0	58	10	2	0	1	1	14	72	41.9%	
2021	21	9	7	1	1	1	40	6	1	1	0	0	8	48	27.9%	
2020	21	14	3	1	1	0	40	9	2	1	0	0	12	52	30.2%	
TOTAL	73	42	18	2	2	1	138	25	5	2	1	1	34	172	100.0%	



Note: Suspect Demographics can include multiple suspects or no suspect information.



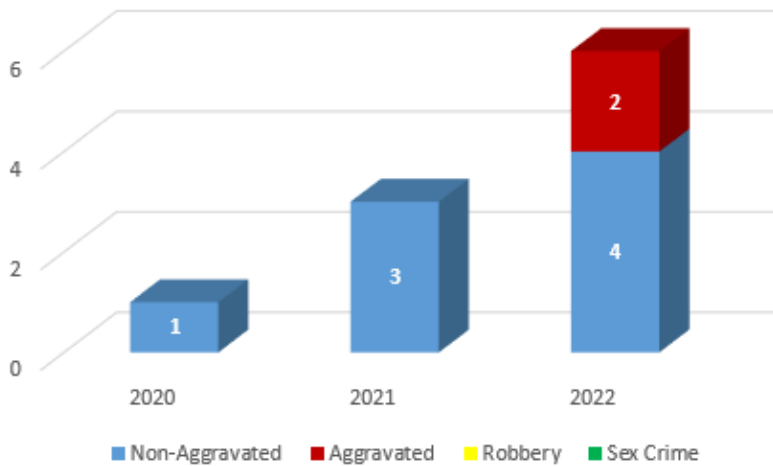
Monthly Bus/Rail Operator Assault Report



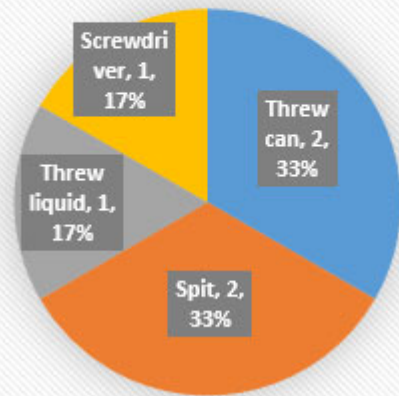
July 2022

July Bus/Rail Operator Assaults

July 2020 - 2022 Assaults



July 2022 Method of Assault



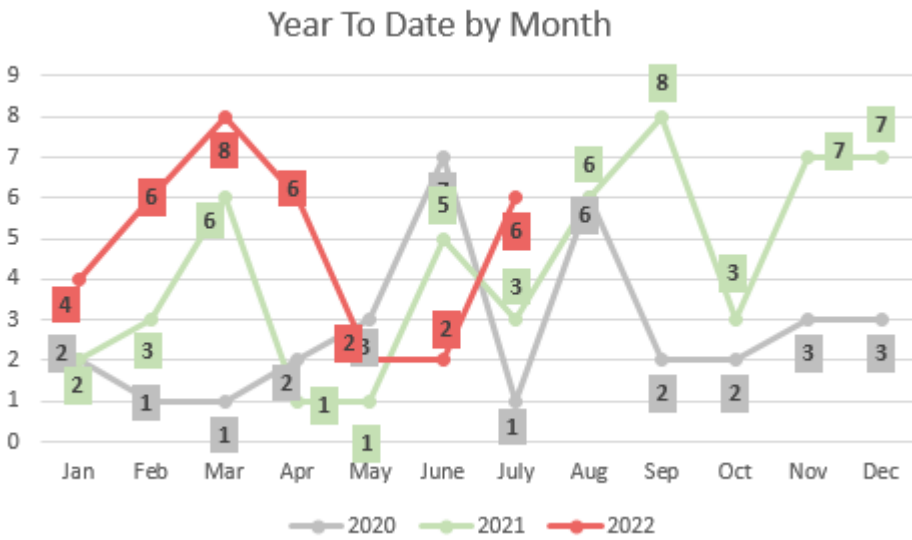
In July, there were four non-aggravated assaults with 1 arrest, and two aggravated assault with two arrests.

Date	Time	Line	Bus #	Narrative	Barrier
7/2/2022	0:20	4	8829	West Hollywood 7/2 0030hrs Sus MB/30yrs assaulted bus op over fare	Yes
7/11/2022	6:20	Terminal	5647	El Monte Terminal 7/11 0620hrs Sus transient MH/33yrs arrested for spitting on bus op over fare	Yes
7/19/2022	7:10	108	5824	Commerce 7/19 0710hrs Sus transient MH/30s threw beer can at bus op's face over open container	Yes
7/21/2022	14:11	70	5815	Monterey Park 7/21 1411hrs Sus MH/59yrs arrested for throwing beer can at bus op	Yes
7/24/2022	18:35	207	9500	LA 7/24 1835hrs Sus MB/25yrs threw sponge and spit on bus op for missing hes stop	Yes
7/28/2022	6:40	180	1616	Glendale 7/28 0640hrs Sus FB/42yrs arrested for threatening bus op w/screwdriver	Yes

*B (NU): Barrier installed, not used; N/A (o): Not applicable, assault occurred outside of barrier

Year to Date Assaults

YTD Operator Assaults
YTD 2020 - 17
YTD 2021- 21
YTD 2022 - 34



Solve Rate

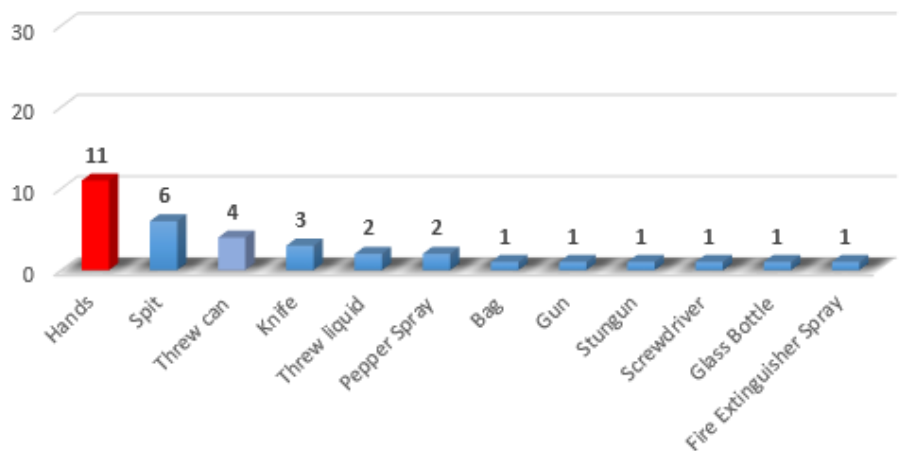
Type	Unsolved	Solved	Total	% Solved
Aggravated Assault	6	7	13	53.8%
Non-Aggravated Assault	13	8	21	38.1%
Robbery			0	#DIV/0!
Sex Crime			0	#DIV/0!
Total	19	15	34	44.1%

44% of assaults have been solved. The most frequent method of assault has been using hands.

Top Reasons for Assault

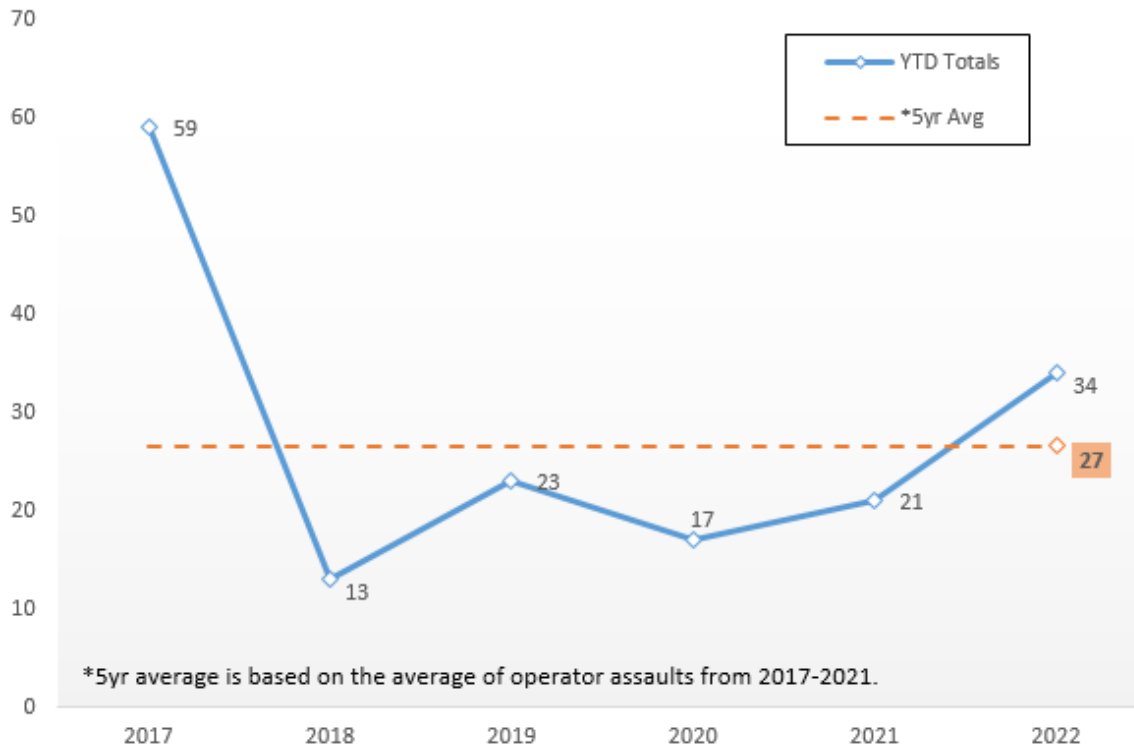
Reason	Count
No Reason	7
Other	7
Fare	4
Mentally ill	3
Disorderly	3
Policy/drink	2
Out of service	2
Missed stop	1
Passenger Pass Up	1
Other/Vehicle accident	1
Mask/Fare	1
Mask	1
Policy/Food	1
Grand Total	34

Year to Date: Method of Assault



Year to Date Assaults CONTINUED

Bus/Rail Operator Assaults - YTD

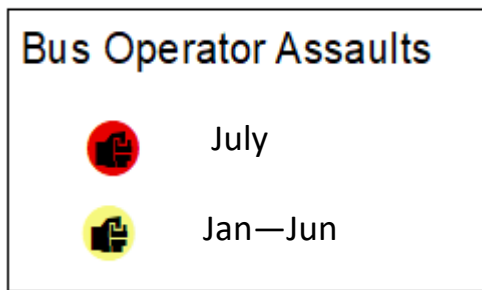
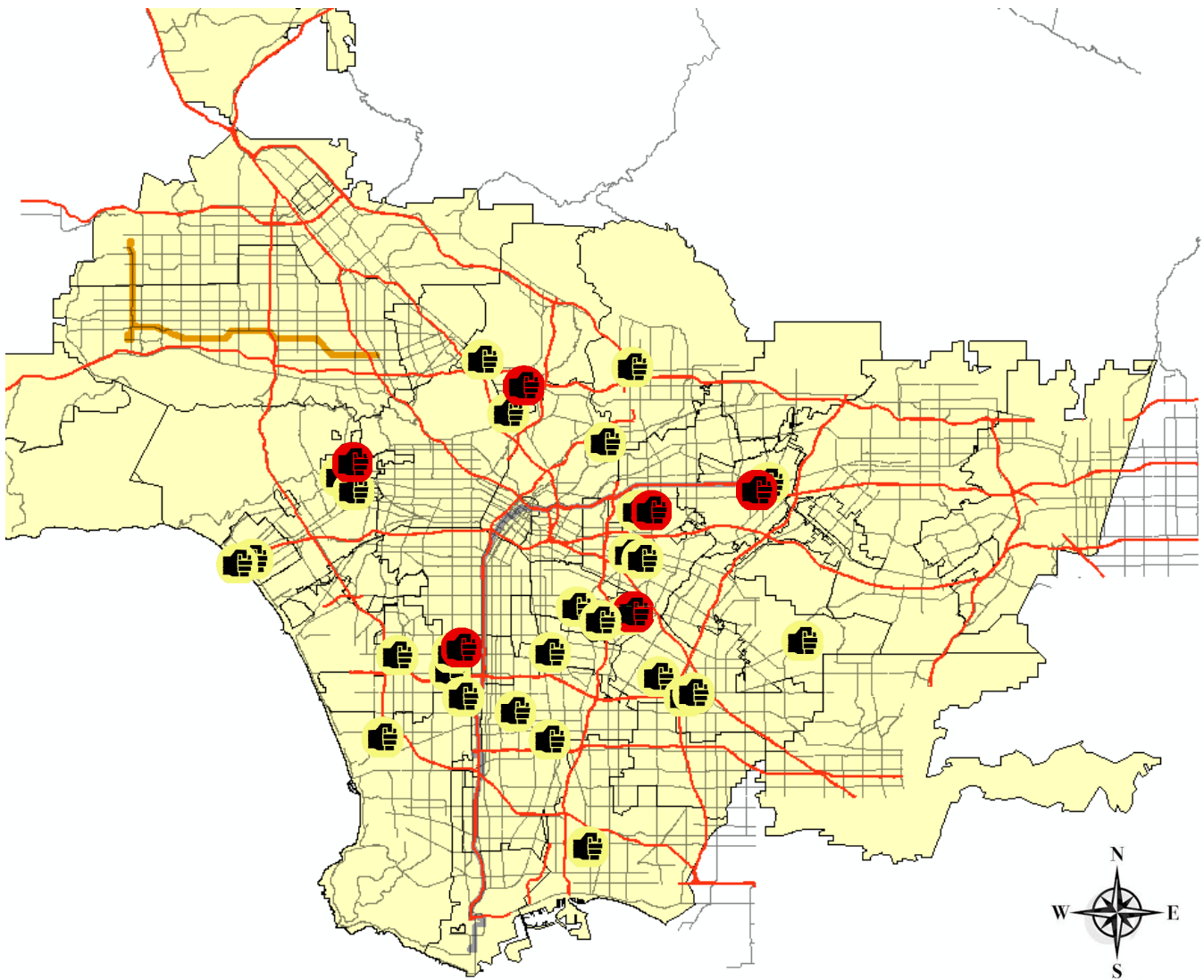


Prior to July 1st 2017, LASD patrolled the entire Metro system.

Barrier/No Barrier	Count
Not reported	0
No Barrier/Monitor	0
Operator assaulted outside barrier	10
Barrier (Not Used)	0
Barrier Used	24
Grand Total	34

Of the 34 incidents reported this year, 10 occurred outside the barrier. In 24 incidents, the barrier was used.

Map of 2022 Bus/Rail Operator Assaults



Bus Sector and Line Statistics - YTD

Sector	Count
South Bus Gateway	12
South Bus Southbay	8
North Bus San Gabriel	4
North Bus San Fernando	3
South Bus Westside	2
North Bus El Monte Terminal	2
South Rail Expo	1
North Rail Expo	1
South Rail Green	1
Grand Total	34

Line	Count
L207	3
E Line	2
L70	2
L111	2
L60	2
L18	2
L258	2
L204	2
L260	2
Terminal	1
C Line	1
L266	1
L180	1
L94	1
L74	1
L-Unk	1
L51	1
L217	1
L120	1
L117	1
L662	1
L287	1
L108	1
L4	1
Grand Total	34

