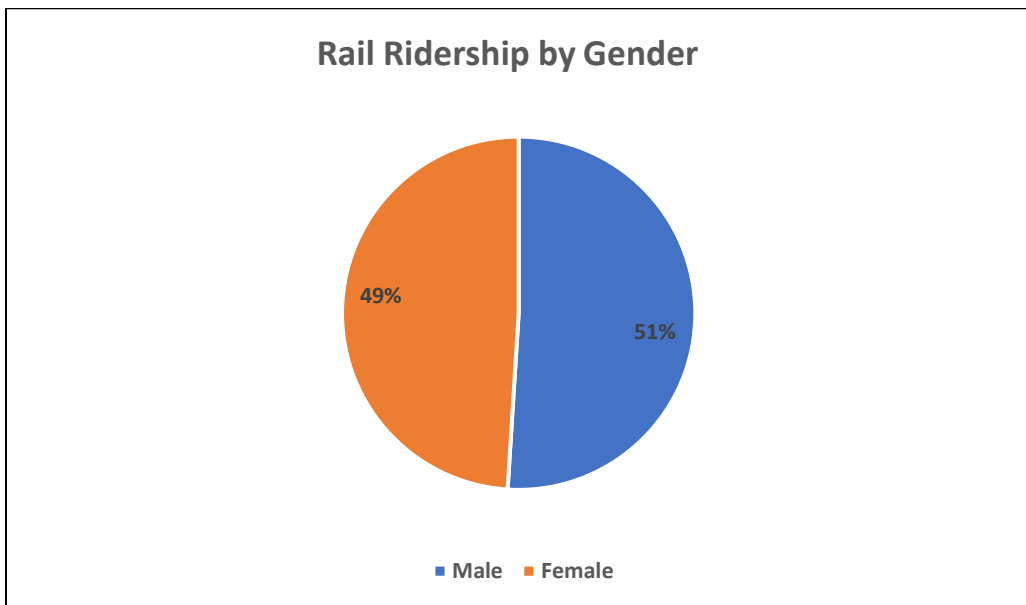
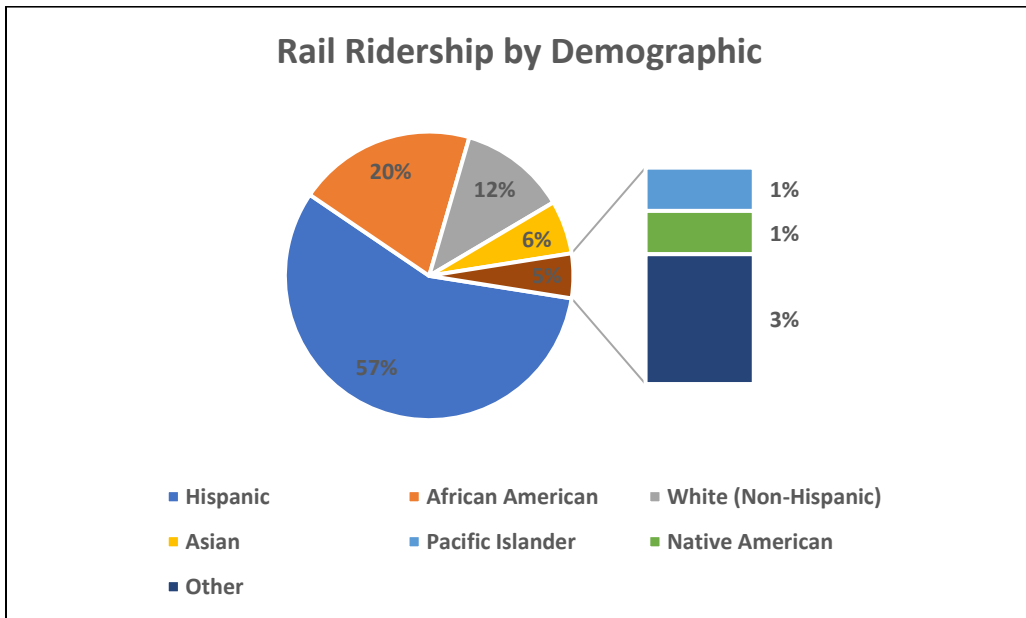
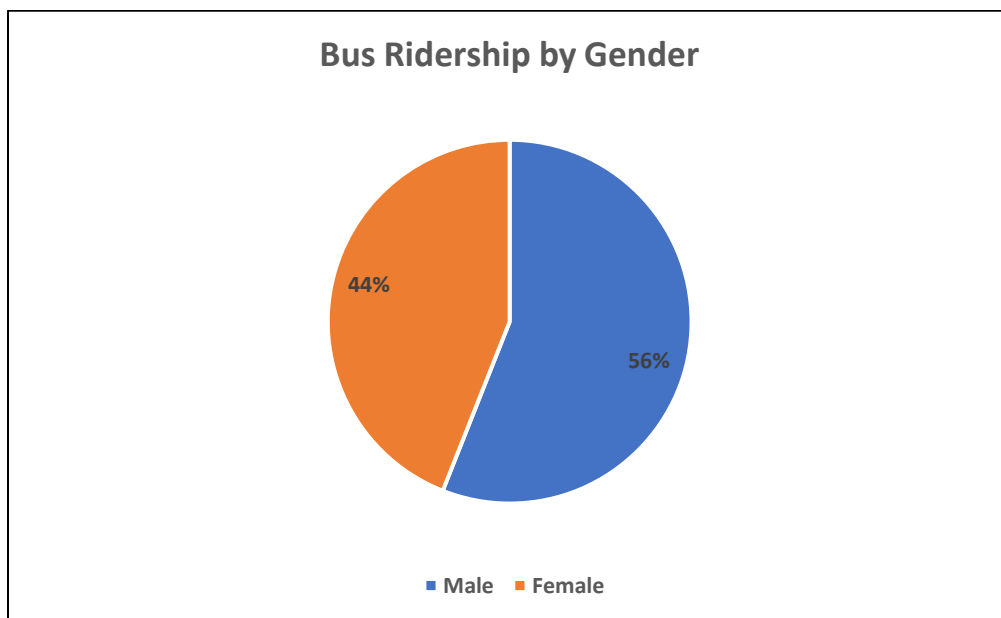
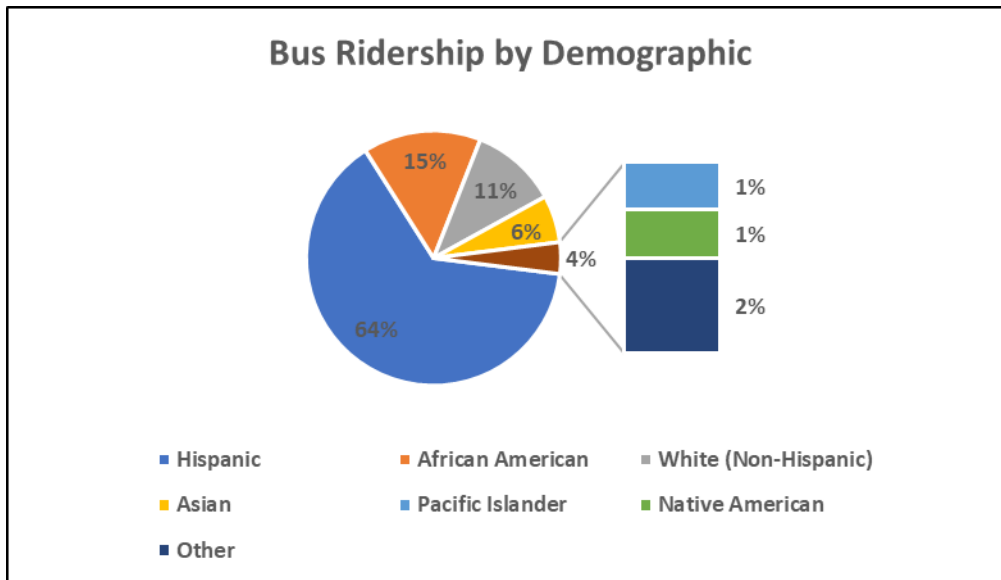


Metro's Safety, Security and Law Enforcement (SSLE) Division was asked to provide an analysis of the arrests, citations, and warnings over the past two years. The following provides a summary of the findings and recent trends.

METRO RIDERSHIP DEMOGRAPHICS

Metro's 2022 Rider Survey provided updated information on demographics and below are the results.





SSLE monitors and analyzes demographic trends on a weekly and monthly basis it relates to the issuance of citations, warnings, and arrests, with the objective of ensuring that Metro TSO's and law enforcement services are being executed without bias. SSLE holds weekly engagements with law enforcement at both the officer and executive level to discuss arrest and citation trends and ensures all staff adhere to the new Metro Bias Free Policing policy and attend implicit bias and de-escalation training. To date, SSLE has not identified an instance of bias in the issuance of citations and warnings by Transit Security Officers or in arrests conducted by law enforcement.

METRO TRANSIT SECURITY CITATIONS/WARNINGS

A review of citation data between 07/01/2021-05/31/2023 shows that Metro Transit Security issued 3,422 citations and 2,768 warnings over the past 23 months. Metro Transit Security Officers are the only security resource who can issue citations/warnings to enforce Metro’s Code of Conduct Policies.

METRO CODE OF CONDUCT

In March 2023, Metro refreshed the Code of Conduct to reflect the core components of the Public Safety Values Statements which have been adopted by the Metro Board, including:

- Implementing a Human-Centered Approach
- Emphasizing Compassion and a Culture of Care
- Recognizing Diversity
- Acknowledging Context; and
- Committing to Openness and Accountability

The language was also updated to be clearer and more concise and rephrases requirements where possible in positive language. Moreover, the updated Code does not include matters that are better addressed by the penal code and removes language that could be construed as targeting specific communities. The updates aligned with Metro’s Reimagined Public Safety Framework and promote a shared stewardship of the system and clear expectations of riders, while also achieving a more humane and equity-driven approach to enforcement efforts.

CITATION/WARNING DEMOGRAPHICS

From July 1, 2021, until June 30, 2022 (FY 22) – A review of systemwide citation and warnings during FY 22 showed that African Americans received 41%, Hispanics received 35%, and Whites received 17%, with the remaining 7% divided amongst other groups.

Transit Citations 07/01/2021 - 06/30/2022	American Indian or Alaskan Native		Asian or Pacific Islander		African American		Hispanic		Other		Unknown		White		Total
	Female	Male	Female	Male	Female	Male	Female	Male	Female	Male	Female	Male	Female	Male	
Ticket	0	1	4	20	66	477	54	441	4	40	3	13	36	255	1414
Warning	0	5	6	21	57	395	42	297	5	30	0	8	22	108	996
Total	6		51		995		834		79		24		421		2410

From July 1, 2022, until May 31, 2023 (FY23), - A review of systemwide citation and warnings during FY 23 showed that African Americans received 38%, Hispanics received 36%, and Whites received 19%, with the remaining 7% divided amongst other groups

Transit Citation+A1:P5s 07/01/2022 - 05/31/2023	American Indian or Alaskan Native		Asian or Pacific Islander		African American		Hispanic		Other		Unknown		White		Total
	Female	Male	Female	Male	Female	Male	Female	Male	Female	Male	Female	Male	Female	Male	
Ticket	0	4	7	20	81	643	68	656	9	59	2	33	55	371	2008
Warning	1	4	7	42	96	604	90	561	11	37	3	11	47	258	1772
Total	9		76		1424		1375		116		49		731		3780

In total, the two year period showed that African American’s received 39%, Hispanics received 36%, and Whites received 19%, with the remaining 6% divided amongst other groups.

Transit Citations 07/01/2021 - 05/31/2023	American Indian or Alaskan Native		Asian or Pacific Islander		African American		Hispanic		Other		Unknown		White		Total
	Female	Male	Female	Male	Female	Male	Female	Male	Female	Male	Female	Male	Female	Male	
Tickets	0	5	11	40	147	1120	122	1097	13	99	5	46	91	626	3422
Warnings	1	9	13	63	153	999	132	858	16	67	3	19	69	366	2768
Total	15		127		2419		2209		195		73		1152		6190

CITATION/WARNING TRENDS

The top three issuance of citations/warnings were for fare evasion, boarding without proof, and eating, drinking, and smoking. The recent security campaigns (Respect the Ride, Drug Free Campaign, Supplemental Deployment) reflected an emphasis on discouraging illicit activity on the system and the use of the system not for the purposes of transit (for instance, loitering, sheltering on the system, drug use on platforms).

2022 - 2023	Jun	Jul	Aug	Sep	Oct	Nov	Dec	Jan	Feb	Mar	Apr	May	Grand Total
Ticket													
6-05-230.A Fare Evasion	120	127	261	96	37	115	62	27	44	43	92	43	1067
6-05-230.C.1 Boarding Without Proof	136	170	201	53	21	101	62	19	29	32	96	50	970
6-05-230.C.10 Bypassing Fare Gates			1										1
Subtotal	256	297	463	149	58	216	124	46	73	75	188	93	2038
Warning													
6-05-230.A Fare Evasion	111	106	185	182	110	199	128	47	58	25	67	102	1320
6-05-230.C.1 Boarding Without Proof	50	71	114	36	20	42	27	14	19	20	59	80	552
6-05-230.C.10 Bypassing Fare Gates	3		2										5
6-05-230.C.2 Duplicating Fare media								1		1			2
Subtotal	164	177	301	218	130	241	155	62	77	46	126	182	1879
Grand Total	420	474	764	367	188	457	279	108	150	121	314	275	3917

3,917 of the 6,190 citations/warnings, or 63%, were given for violations related to Fare Evasion and Boarding Without Proof. The increase in citations from June 2022 to August 2022 were a result of the Respect the Ride program, which Citations and Warnings conducted during the Respect the Ride campaign, which focused Code of Conduct enforcement on the Red/Purple Lines and on the bus system. In April and May the increases were attributed to the Drug Free Campaign and Supplemental Deployments which increased Transit Security Resources on the Red/Purple Lines, 7th& Metro, and Union Station.

As a result, 4,892 (79%) of 6,190 total citations/warnings were issued on the following Red/Purple line stations: 7th& Metro, Westlake Macarthur, North Hollywood, Pershing Square, and Union Station. These locations were identified as hot spots for illicit activity and code of conduct violations, and thus, became the focus locations of the Respect the Ride, Drug-Free Campaign, and the Supplemental Deployment strategy. The following should be noted:

- a) 4 of the 5 stations are above-mentioned locations are terminus stations and therefore have increased activity, foot traffic, and ridership.

- b) There was a 57% increase in citations after the Respect the Ride campaign rolled out in April 2022 on the Red/Purple Line.
- c) There were two additional separate spikes in February 2023 (38% increase from Jan) and April 2023 (159% increase from March) due to the Drug Free Campaign and Supplemental rollouts at these locations.

LAW ENFORCEMENT ARRESTS

A review of arrest data between 07/01/2021-05/31/2023 shows that law enforcement on Metro arrested 5,745 individuals. 1,863 individuals were arrested on buses and 3,882 individuals on rail. Arrests range from aggravated assaults and battery towards patrons and operators to trespassing and narcotics violations.

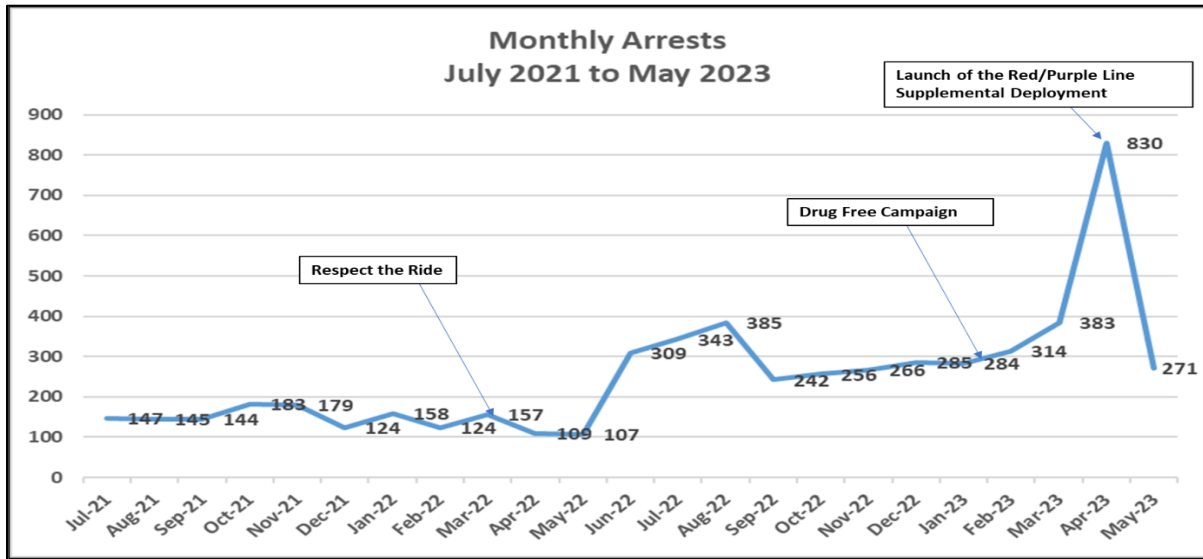
ARREST DEMOGRAPHICS

The below charts detail the arrest demographics for FY 22 and FY 23 through May 31, 2023. For FY22, the arrest demographics were 45% Hispanic, 39% African American and 15% White. By comparison, in FY 23 the arrest demographics were 41% Hispanic, 39% African American, and 18% White.

Arrests 07/01/20+B2:W1321 - 06/30/2022	American Indian or Alaskan Native		Asian or Pacific Islander		African American					Hispanic					Middle Eastern		Other		White		Total
	Female	Male	Female	Male	Female	Male	Trans Female	Trans Male	Non-Conforming	Female	Male	Trans Female	Trans Male	Non-Conforming	Female	Male	Female	Male	Female	Male	
Arrests	0	0	0	0	118	610	0	0	0	110	731	0	0	0	0	0	6	24	59	228	1,886
Total	0		0		728					841					0		30		287		1,886
% Share	0.00%		0.00%		38.60%					44.59%					0.00%		1.59%		15.22%		100.00%

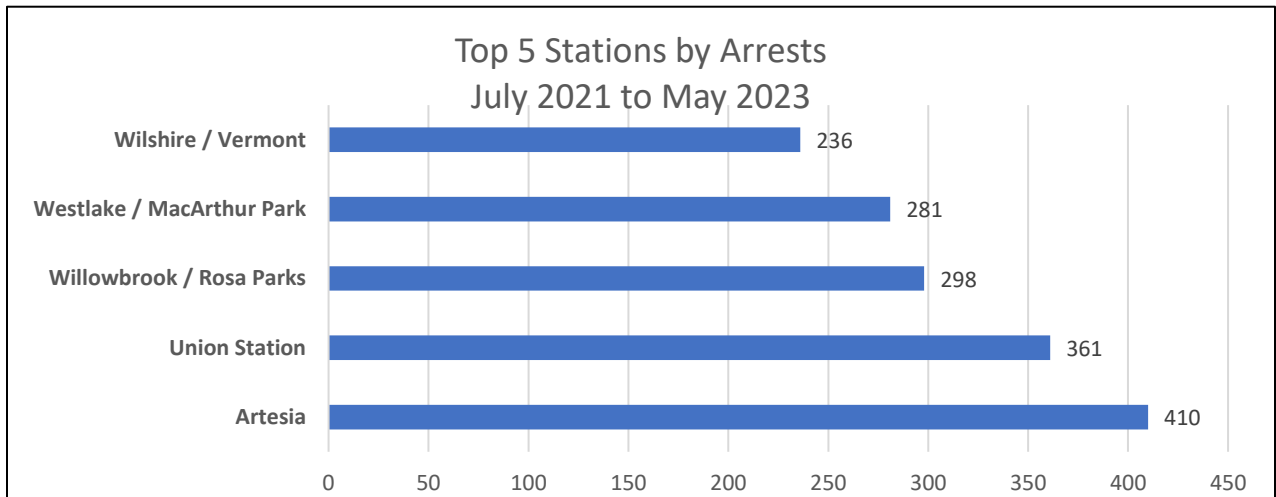
Arrests 07/01/2022 - 05/31/2023	American Indian or Alaskan Native		Asian or Pacific Islander		African American					Hispanic					Middle Eastern		Other		White		Total
	Female	Male	Female	Male	Female	Male	Trans Female	Trans Male	Non-Conforming	Female	Male	Trans Female	Trans Male	Non-Conforming	Female	Male	Female	Male	Female	Male	
Arrests	0	1	0	24	225	1,258	3	2	1	213	1,372	2	1	1	0	9	13	40	151	543	3,859
Total	1		24		1,489					1,589					9		53		694		3,859
% Share	0.03%		0.62%		38.59%					41.18%					0.23%		1.37%		17.98%		100.00%

ARREST TRENDS



Nearly 4,008 of 5,474 arrests, or 73.2%, occurred since July 2022, and correspond with the launch of Respect the Ride (April 2022), increased deployment of bus riding teams, the launch of the Drug Free Campaign (February 2023) and the initiation of Supplemental Deployment services (April 2023).

A review of arrest data showed alignment with stations identified as hot spots for code of conduct violations and illicit activity. The following chart details the top 5 stations with the highest number of arrests during the review period.



Artesia had crime spikes in calendar year 2021 which tapered off in 2022 and 2023 respectively which is why it leads all stations in crime numbers. The Willowbrook/Rosa Parks station has been identified as a consistent hotspot for illicit activity by LASD. Westlake / MacArthur Park has been the hub for criminal activity along the Red Line and SSLE has worked in collaboration with several LAPD entities, including Rampart Division, Gang and Narcotics Division Abatement Detail, Narcotics K-9, Commercial Crimes Unit and Geographic Narcotics Enforcement Details to coordinate deployment and interventions in this area.

NARCOTICS ARRESTS

SSLE was asked to provide a breakdown of narcotics seized during arrests on the system between April 1, 2022, and March 31, 2023. The below chart show that methamphetamine accounted for 67% of narcotic seized on the system during this period, followed by cocaine and fentanyl at 14% and 5% respectively.

Narcotics Arrests	
04/01/2022 - 03/31/2023	
Type of Narcotic	Total
Methamphetamine	234
Cocaine	48
Fentanyl	17
Marijuana	16
Poss of Narco Paraphernalia	8
Under Influence / Non Poss	6
Heroin	5
Phencyclidine (PCP)	5
Prescription Drug	2
Xanax	2
Unkn Narco w / Gun	1
Bring (unkn) Narco to Jail	1
Nitrous Oxide	1
Oxycodone	1
Unknown Stimulant	1
Vicodin	1
Total	349



SYSTEM SECURITY & LAW ENFORCEMENT

Arrests 07/01/2022 - 05/31/2023	American Indian or Alaskan Native		Asian or Pacific Islander		African American					Hispanic					Middle Eastern		Other		White		Total
	Female	Male	Female	Male	Female	Male	Trans Female	Trans Male	Non-Conforming	Female	Male	Trans Female	Trans Male	Non-Conforming	Female	Male	Female	Male	Female	Male	
Arrests	0	1	0	24	225	1,258	3	2	1	213	1,372	2	1	1	0	9	13	40	151	543	3,859
Total	1		24		1,489					1,589					9		53		694		3,859
% Share	0.03%		0.62%		38.59%					41.18%					0.23%		1.37%		17.98%		100.00%

Arrests 07/01/2022 - 05/31/2023	American Indian or Alaskan Native		Asian or Pacific Islander		African American					Hispanic					Middle Eastern		Other		White		Total
	Female	Male	Female	Male	Female	Male	Trans Female	Trans Male	Non-Conforming	Female	Male	Trans Female	Trans Male	Non-Conforming	Female	Male	Female	Male	Female	Male	
Bus	0	1	0	2	71	303	1	0	0	85	540	0	0	0	0	2	4	19	41	142	1,211
Rail	0	0	0	21	131	882	2	2	1	118	779	0	1	1	0	7	9	20	102	388	2,464
Union Station	0	0	0	1	23	73	0	0	0	10	53	2	0	0	0	0	0	1	8	13	184
Total	1		24		1,489					1,589					9		53		694		3,859
% Share	0.03%		0.62%		38.59%					41.18%					0.23%		1.37%		17.98%		100.00%

Arrests 07/01/2022 - 05/31/2023	American Indian or Alaskan Native		Asian or Pacific Islander		African American					Hispanic					Middle Eastern		Other		White		Total
	Female	Male	Female	Male	Female	Male	Trans Female	Trans Male	Non-Conforming	Female	Male	Trans Female	Trans Male	Non-Conforming	Female	Male	Female	Male	Female	Male	
A Line (Blue)	0	0	0	2	29	171	0	0	0	31	198	0	0	0	0	0	3	8	16	45	503
B Line (Red)	0	0	0	17	48	418	2	2	1	36	266	0	1	1	0	6	3	3	26	168	998
C Line (Green)	0	0	0	0	21	82	0	0	0	8	119	0	0	0	0	0	1	1	7	24	263
D Line (Purple)	0	0	0	0	1	6	0	0	0	0	5	0	0	0	0	0	0	0	2	1	15
E Line (Expo)	0	0	0	2	10	40	0	0	0	5	31	0	0	0	0	1	0	0	3	26	118
G Line (Orange)	0	1	0	0	5	13	0	0	0	3	20	0	0	0	0	0	0	1	0	11	54
J Line (Silver)	0	0	0	0	0	4	0	0	0	1	7	0	0	0	0	0	0	1	0	0	13
K Line	0	0	0	0	1	9	0	0	0	0	6	0	0	0	0	0	0	1	3	5	25
L Line (Gold)	0	0	0	0	21	156	0	0	0	38	154	0	0	0	0	0	2	7	45	119	542
Union Station	0	0	0	1	23	73	0	0	0	10	53	2	0	0	0	0	0	1	8	13	184
Bus	0	0	0	2	66	286	1	0	0	81	513	0	0	0	0	2	4	17	41	131	1,144
Total	1		24		1,489					1,589					9		53		694		3,859
% Share	0.03%		0.62%		38.59%					41.18%					0.23%		1.37%		17.98%		100.00%



SYSTEM SECURITY & LAW ENFORCEMENT

Arrests 07/01/2021 - 06/30/2022	American Indian or Alaskan Native		Asian or Pacific Islander		African American					Hispanic					Middle Eastern		Other		White		Total
	Female	Male	Female	Male	Female	Male	Trans Female	Trans Male	Non-Conforming	Female	Male	Trans Female	Trans Male	Non-Conforming	Female	Male	Female	Male	Female	Male	
Arrests	0	0	0	0	118	610	0	0	0	110	731	0	0	0	0	0	6	24	59	228	1,886
Total	0		0		728					841					0		30		287		1,886
% Share	0.00%		0.00%		38.60%					44.59%					0.00%		1.59%		15.22%		100.00%

Arrests 07/01/2021 - 06/30/2022	American Indian or Alaskan Native		Asian or Pacific Islander		African American					Hispanic					Middle Eastern		Other		White		Total
	Female	Male	Female	Male	Female	Male	Trans Female	Trans Male	Non-Conforming	Female	Male	Trans Female	Trans Male	Non-Conforming	Female	Male	Female	Male	Female	Male	
Bus	0	0	0	0	48	147	0	0	0	45	294	0	0	0	0	0	2	7	28	81	652
Rail	0	0	0	0	53	397	0	0	0	58	399	0	0	0	0	0	2	13	28	139	1,089
Union Station	0	0	0	0	17	66	0	0	0	7	38	0	0	0	0	0	2	4	3	8	145
Total	0		0		728					841					0		30		287		1,886
% Share	0.00%		0.00%		38.60%					44.59%					0.00%		1.59%		15.22%		100.00%

Arrests 07/01/2021 - 06/30/2022	American Indian or Alaskan Native		Asian or Pacific Islander		African American					Hispanic					Middle Eastern		Other		White		Total
	Female	Male	Female	Male	Female	Male	Trans Female	Trans Male	Non-Conforming	Female	Male	Trans Female	Trans Male	Non-Conforming	Female	Male	Female	Male	Female	Male	
A Line (Blue)	0	0	0	0	23	151	0	0	0	33	213	0	0	0	0	0	1	2	12	62	497
B Line (Red)	0	0	0	0	13	109	0	0	0	6	36	0	0	0	0	0	0	2	2	20	188
C Line (Green)	0	0	0	0	4	45	0	0	0	6	54	0	0	0	0	0	0	3	5	5	122
D Line (Purple)	0	0	0	0	1	1	0	0	0	1	3	0	0	0	0	0	0	1	0	0	7
E Line (Expo)	0	0	0	0	0	14	0	0	0	3	6	0	0	0	0	0	0	0	0	7	30
G Line (Orange)	0	0	0	0	1	26	0	0	0	0	18	0	0	0	0	0	0	1	0	4	50
J Line (Silver)	0	0	0	0	0	3	0	0	0	0	7	0	0	0	0	0	0	1	0	1	12
K Line	0	0	0	0	0	0	0	0	0	3	10	0	0	0	0	0	0	0	0	3	16
L Line (Gold)	0	0	0	0	11	56	0	0	0	9	76	0	0	0	0	0	1	5	9	42	209
Union Station	0	0	0	0	17	66	0	0	0	7	38	0	0	0	0	0	2	4	3	8	145
Bus	0	0	0	0	48	139	0	0	0	42	270	0	0	0	0	0	2	5	28	76	610
Total	0		0		728					841					0		30		287		1,886
% Share	0.00%		0.00%		38.60%					44.59%					0.00%		1.59%		15.22%		100.00%

Transit Citation+A1:P5s 07/01/2022 - 05/31/2023	American Indian or Alaskan Native		Asian or Pacific Islander		African American		Hispanic		Other		Unknown		White		Total
	Female	Male	Female	Male	Female	Male	Female	Male	Female	Male	Female	Male	Female	Male	
Ticket	0	4	7	20	81	643	68	656	9	59	2	33	55	371	2008
Warning	1	4	7	42	96	604	90	561	11	37	3	11	47	258	1772
Total	9		76		1424		1375		116		49		731		3780

Transit Citations 07/01/2022 - 05/31/2023	American Indian or Alaskan Native		Asian or Pacific Islander		African American		Hispanic		Other		Unknown		White		Total
	Female	Male	Female	Male	Female	Male	Female	Male	Female	Male	Female	Male	Female	Male	
Ticket															
6-05-040.A Riding Bicycles and Skateboards				1		2		2						3	8
6-05-040.C Prohibited Bicycle								1							1
6-05-050.E Preventing Door from Closing								1							1
6-05-050.H Willfully Interfere								1						1	2
6-05-100.A Spitting				1				1							2
6-05-100.C Urinate or Defecate				3	7	17	3	2		1			1	3	37
6-05-100.D Throwing Object								1							1
6-05-100.J Feet/Shoes on Furniture								1							1
6-05-100.K Graffiti								1							2
6-05-100.L Littering					2	5		3						4	14
6-05-100.M Injuring Person or Damaging Property								1							1
6-05-110.A Eating Drinking Smoking			1	1	5	29		22		5		1		17	81
6-05-110.C Drinking Alcohol								3		2				1	6
6-05-120.A Loitering				1		11	1	7						5	25
6-05-150.A Disturbing Others by Noise								3						1	4
6-05-150.C Playing Sound Device								2		1					3
6-05-200.C Failure to Obey Signs										1					1
6-05-230.A Fare Evasion		2	3	6	31	291	35	332	5	19	1	11	26	200	962
6-05-230.B Proof of Payment														1	1
6-05-230.C.1 Boarding Without Proof		2	3	7	36	271	29	278	4	34	1	21	27	135	848
6-05-230.C.5 Refusal to Show Proof								2		1				1	4
6-05-230.C.6 Misuse of Fare Media								1							1
6-05-230.C.9 Enter when Excluded								1							1
6-05-230.C.10 Bypassing Fare Gates										1					1
Subtotal	0	4	7	20	81	643	68	656	9	59	2	33	55	371	2008
Warning															
6-05-030.A Animal Control								1							1
6-05-040.A Riding Bicycles and Skateboards								1		2					3
6-05-080.A Abuse or Harrassment				1	1										2
6-05-100.C Urinate or Defecate								1						1	3
6-05-110.A Eating Drinking Smoking				1	1	12		14						6	34
6-05-110.E Being Under the Influence								1		1				1	3
6-05-120.A Loitering								2					1	1	4
6-05-160.A Odor					1										1
6-05-190.A.4 Throwing or Kicking an Object														1	1
6-05-190.A.5 Standing, Lying, Climbing on sign, bench...								1							1
6-05-190.A.7 Entering or Crossing Tracks														1	1
6-05-220.B Possession of Weapon														1	1
6-05-230.A Fare Evasion	1	3	4	30	68	436	62	369	5	27	2	7	32	163	1209
6-05-230.C.1 Boarding Without Proof				3	9	25	147	27	173	6	10	1	4	13	84
6-05-230.C.2 Duplicating Fare media		1		1											2
6-05-230.C.5 Refusal to Show Proof								1							1
6-05-230.C.7 Misuse of Discount Ticket								1							1
6-05-230.C.10 Bypassing Fare Gates								1		1					2
Subtotal	1	4	7	42	96	604	90	561	11	37	3	11	47	258	1772
Total	9		76		1424		1375		116		49		731		3780

Transit Citations 07/01/2021 - 06/30/2022	American Indian or Alaskan Native		Asian or Pacific Islander		Black		Hispanic		Other		Unknown		White		Total
	Female	Male	Female	Male	Female	Male	Female	Male	Female	Male	Female	Male	Female	Male	
Ticket	0	1	4	20	66	477	54	441	4	40	3	13	36	255	1414
Warning	0	5	6	21	57	395	42	297	5	30	0	8	22	108	996
Total	6		51		995		834		79		24		421		2410

Transit Citations 07/01/2021 - 06/30/2022	American Indian or Alaskan Native		Asian or Pacific Islander		Black		Hispanic		Other		Unknown		White		Total
	Female	Male	Female	Male	Female	Male	Female	Male	Female	Male	Female	Male	Female	Male	
Ticket															
6-05-040.A Riding Bicycles and Skateboards					1	3		8				1		3	16
6-05-040.C Prohibited Bicycle						1									1
6-05-050.B Blocking an Aisle, Elevator, Escalator					1										1
6-05-050.D Obstructing Metro Vehicle						1							1	1	3
6-05-050.E Preventing Door from Closing						1									1
6-05-090.A Sale / Peddling Goods						1									1
6-05-100.A Spitting								1							1
6-05-100.C Urinate or Defecate				3		13		7		2			1	3	29
6-05-100.E Gambling						1									1
6-05-100.H Soliciting Lewd Conduct						1									1
6-05-100.K Graffiti								2							2
6-05-100.L Littering				3		10		1	5		1				5
6-05-110.A Eating Drinking Smoking					10	48		2	29		3		1	4	30
6-05-110.C Drinking Alcohol						2		4							2
6-05-120.A Loitering					3	12		11		1			1	4	32
6-05-150.A Disturbing Others by Noise					2	1									2
6-05-150.C Playing Sound Device						13		1	2						1
6-05-200.C Failure to Obey Signs				1		2				1					4
6-05-230.A Fare Evasion		1	3	7	24	210	22	200	2	15			8	17	117
6-05-230.B Proof of Payment						3									2
6-05-230.C.1 Boarding Without Proof			1	9	21	152	28	170	1	18	3	3	12	81	499
6-05-230.C.3 Invalid Currency								1							1
6-05-230.C.5 Refusal to Show Proof															1
6-05-230.C.10 Bypassing Fare Gates					1	2		1							1
Subtotal	0	1	4	20	66	477	54	441	4	40	3	13	36	255	1414
Warning															
6-05-030.A Animal Control														1	1
6-05-040.A Riding Bicycles and Skateboards					1			2							3
6-05-050.E Preventing Door from Closing						1									1
6-05-070.A Large Carts and Strollers						2		1					1		4
6-05-070.C Improper Use of Cart														1	1
6-05-080.A Abuse or Harrassment						1				2				1	4
6-05-100.A Spitting						1									1
6-05-100.C Urinate or Defecate				1	1	12		3							18
6-05-100.G Incite Violence								1							1
6-05-100.K Graffiti						1								1	2
6-05-100.L Littering												1			1
6-05-110.A Eating Drinking Smoking		2		2		22		15		2				8	51
6-05-110.C Drinking Alcohol								4							4
6-05-110.D Throw Object At Persons or Metro property						1		1							2
6-05-110.E Being Under the Influence						2		1							3
6-05-120.A Loitering				1		2		4		1					8
6-05-150.C Playing Sound Device						1		1					1		3
6-05-160.A Odor															1
6-05-190.A.4 Throwing or Kicking an Object				2	1	8		4		1			1	2	19
6-05-190.A.6 Unsafe Conduct						2									2
6-05-200.C Failure to Obey Signs						2				1					3
6-05-230.A Fare Evasion		1	6	8	36	233	24	178	3	15			5	10	61
6-05-230.B Proof of Payment						4									4
6-05-230.C.1 Boarding Without Proof		2		7	17	92	17	78	1	8			2	9	32
6-05-230.C.4 false Representation						1		1	1						3
6-05-230.C.9 Enter when Excluded								1							1
6-05-230.C.10 Bypassing Fare Gates					1	7		2							10
Subtotal	0	5	6	21	57	395	42	297	5	30	0	8	22	108	996
Total	0		6		51		995		834		79		421		2410