


Attachment C

My Metro Budget Activity

The My Metro Budget Activity, designed to gather public input on budget priorities, remains open for participation until May. All public and stakeholder feedback received, including budget priorities and written comments, will be used to inform the development of the FY26 budget. To facilitate analysis, Metro has developed an internal dashboard. This dashboard allows staff to view results related to the geographic distribution of Equity Focus Communities (EFCs), scenarios questions, categorized comments, demographic breakdowns of participants, regional priorities, and more. The geographic data component is useful as it enables Metro to assess and address the equity needs of the community as reflected in the responses. Below is an overview of the geographic information and comments.





FY26 My Metro Budget Activity Map



Attachment C

My Metro Budget Activity Comments

This year, Metro's internal dashboard includes new AI-powered features for enhanced comment analysis. The features include categorization and summarization. Categorization uses over 60 topics to organize comments, and the summarization feature provides concise summaries of key themes. These AI-driven tools enable more effective review of the over 3,200 unique comments collected so far. Below are AI-assisted comment summaries and responses for the programs included in this month's budget update.

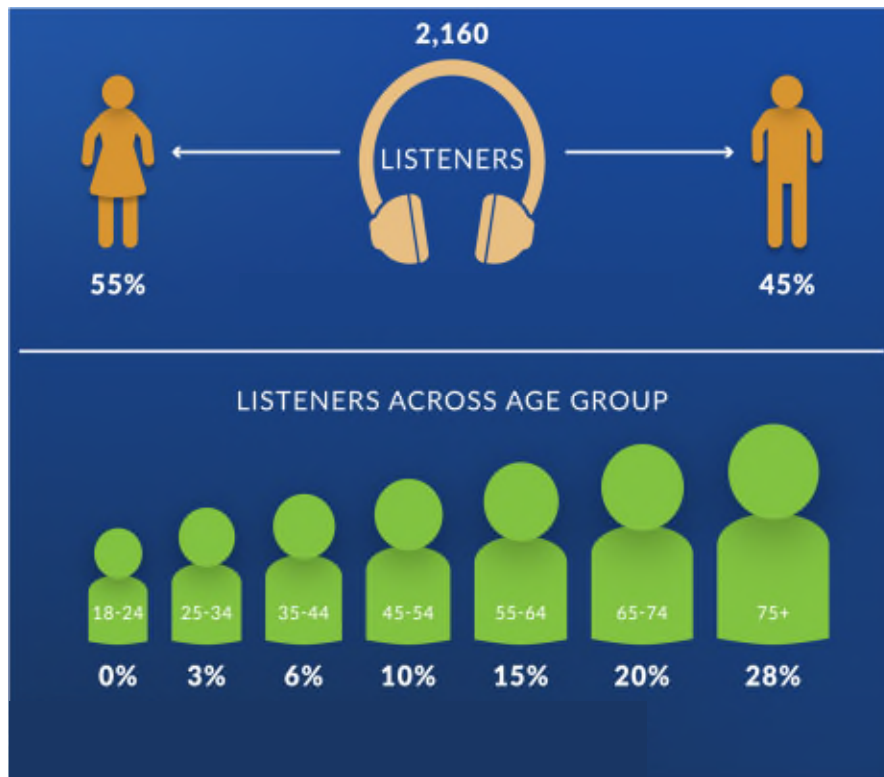
| Program | Comment Summary | What Metro is Doing |
|---|---|---|
| <p>Regional Rail (55 Comments)</p>  | <ul style="list-style-type: none"> • Advocate funding emphasis on: <ul style="list-style-type: none"> ○ Double-tracking ○ Increased frequency ○ Expanded service areas ○ Reliability and efficiency • Concerns about: <ul style="list-style-type: none"> ○ Cost ○ Overall design and feasibility | <ul style="list-style-type: none"> • Metro is advancing construction for Brighton to Roxford Double Tracking project (\$9m in FY26) & seeking construction funding for Lone Hill to White project (\$230m estimated) • As of October 2024, Metrolink increased service frequency & added off-peak trains (\$139.9m operating subsidy in FY25 / FY26 is still TBD) • Studies underway for additional in-fill stations (\$5.25m in FY26) |
| <p>Highway Multimodal Development (87 Comments)</p>  | <ul style="list-style-type: none"> • Advocate funding emphasis on: <ul style="list-style-type: none"> ○ Improving public transit ○ Increasing bus lanes ○ Rail improvements ○ Pedestrian safety infrastructure • Concerns about: <ul style="list-style-type: none"> ○ Using Metro funds to expand highways ○ Effectiveness of highway widening in reducing congestion | <ul style="list-style-type: none"> • FY26 Budget provides ongoing support for countywide bus-only lane expansion (\$36.7m in FY26) • I-710 North (\$1.03b) & South (\$697m in Measure R and M) expansion projects re-scoped into mobility improvement packages driven by community preferences • Integrating pedestrian safety & multimodal components into freeway / street projects |

Attachment C

| | | |
|---|---|--|
| <p>Transportation Infrastructure Development (125 Comments)</p>  | <ul style="list-style-type: none"> Advocate funding emphasis on: <ul style="list-style-type: none"> LAX/Metro Transit center access D Line Purple System East San Fernando Valley North Hollywood to Pasadena Transit Corridor | <ul style="list-style-type: none"> LAX/Metro Transit Center access -- \$20.9M, will open in FY25 D Line Purple System -- \$782.9M for PLE 1, 2, & 3 East San Fernando Valley -- \$480.7M, for ESFV and G-Line projects North Hollywood to Pasadena Transit Corridor -- \$83.9M |
| <p>Regional Allocations and Pass-Throughs (37 Comments)</p>  | <ul style="list-style-type: none"> Advocate funding emphasis on: <ul style="list-style-type: none"> Increasing bus service frequency Improving street & sidewalk conditions Accessibility for disabled riders Core transit improvements Support government partner oversight | <ul style="list-style-type: none"> Cities prioritize the allocation of their local return dollars. Cities use these dollars to make transit improvements within their jurisdictions which include streets, sidewalks, and funding of their local transit operators (\$1.6B in FY26) Audits are conducted annually on the eligible use of funds to provide oversight over these funds |

Telephone Town Hall

Below are the summary statistics for February 4, 2025, Telephone Town Hall (TTH).



Attachment C

The TTH had over 2,100 listeners, including more than 120 Spanish listeners. Participants had the opportunity to directly engage with senior leadership, posing questions and receiving answers on key issues. The TTH events have been an invaluable outreach activity for reaching the Equity Focus Community (EFC) and particularly beneficial for residents who would not typically have time to attend a regular public meeting or who cannot participate online. Key concerns centered around station lighting, cleanliness, elevator maintenance, expanded interaction with Small Businesses and Disadvantaged Business Enterprises (DBEs), Bikeshare, and Fare Programs. The recording of the February 4, 2025 TTH is available on the budget portal.

Stakeholder Meetings and Outreach Efforts

Metro will continue to hold stakeholder meetings throughout March and April, culminating in May with the legally required budget public hearing and possible board approval of the FY26 Budget. These meetings will be guided by a commitment to Putting People First, ensuring that Metro listens and learns from stakeholder input. Detailed schedules, meeting information, and up-to-date budget data will be posted on the Finance and Budget portal (<https://budget.metro.net>) in advance of each event.

