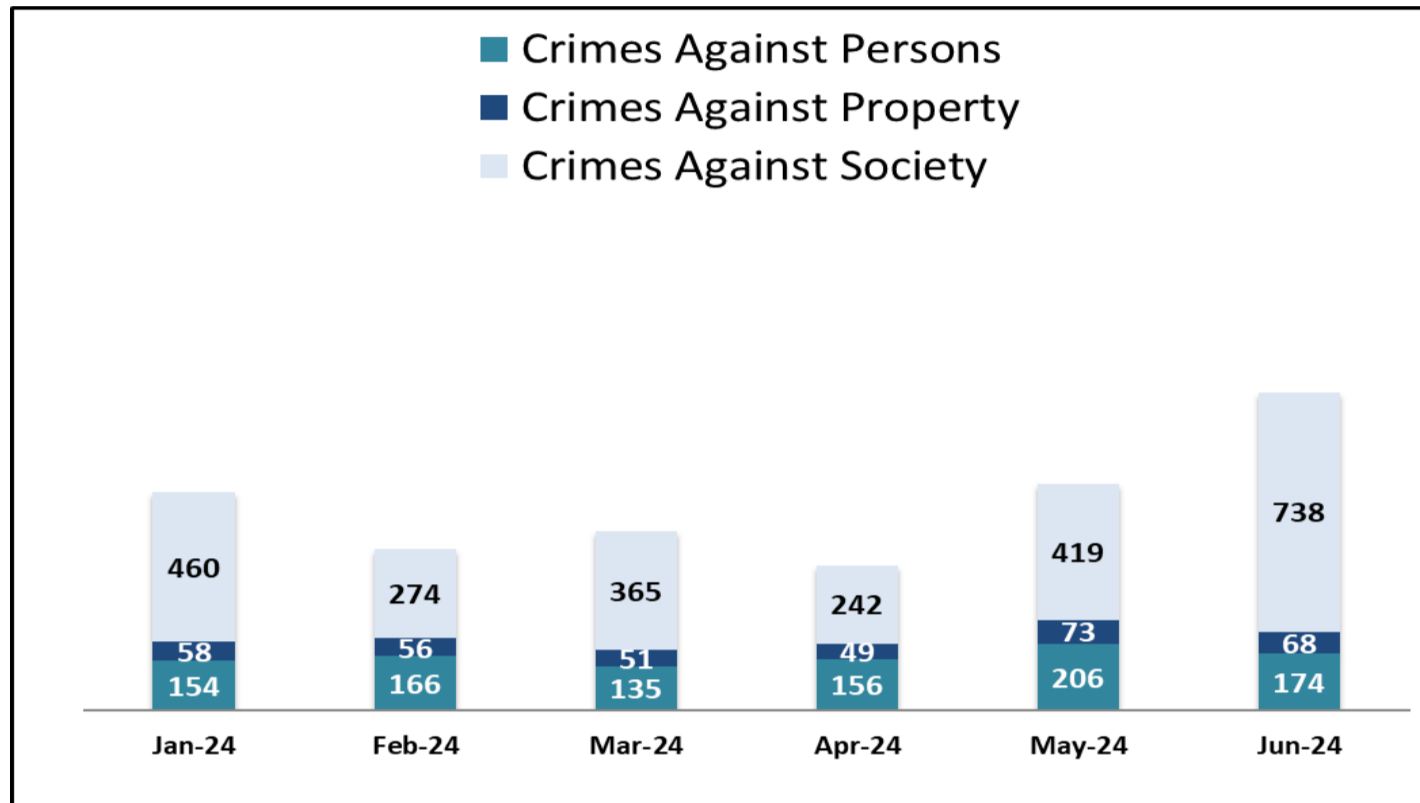


SYSTEM-WIDE LAW ENFORCEMENT OVERVIEW

JUNE 2024

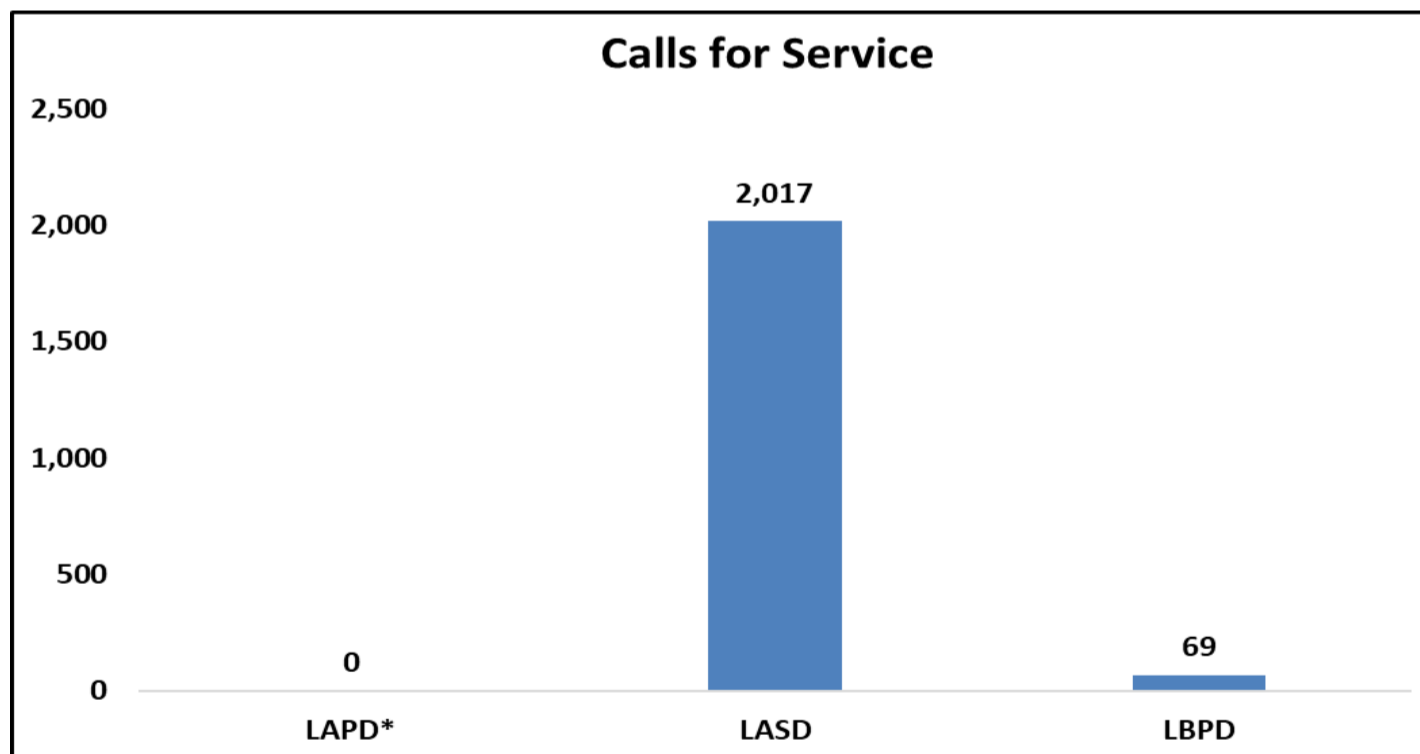
Attachment D

Total Crimes


Crimes Against Persons: violent crimes (i.e., homicide, aggravated assaults) are those in which the victims are always individuals

Crimes Against Property: crimes to obtain money, property, or some other benefit (i.e., theft, vandalism, robbery)

Crimes Against Society: represent society's prohibition against engaging in certain types of activity (i.e., drug violations)



* LAPD Calls for Service data is currently unavailable

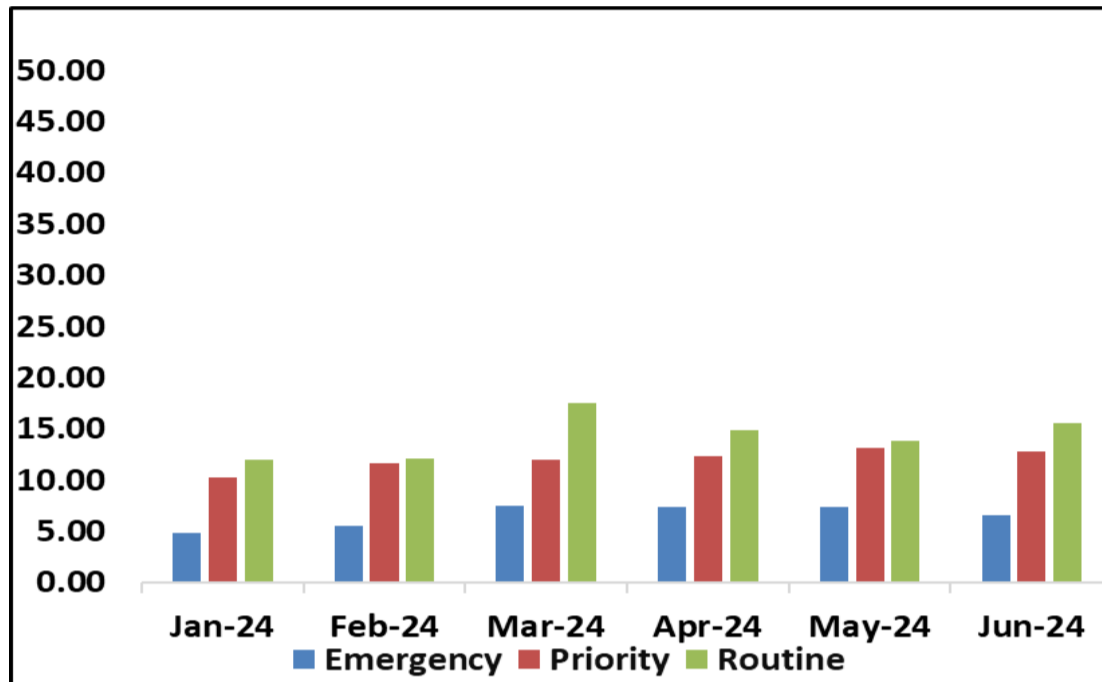
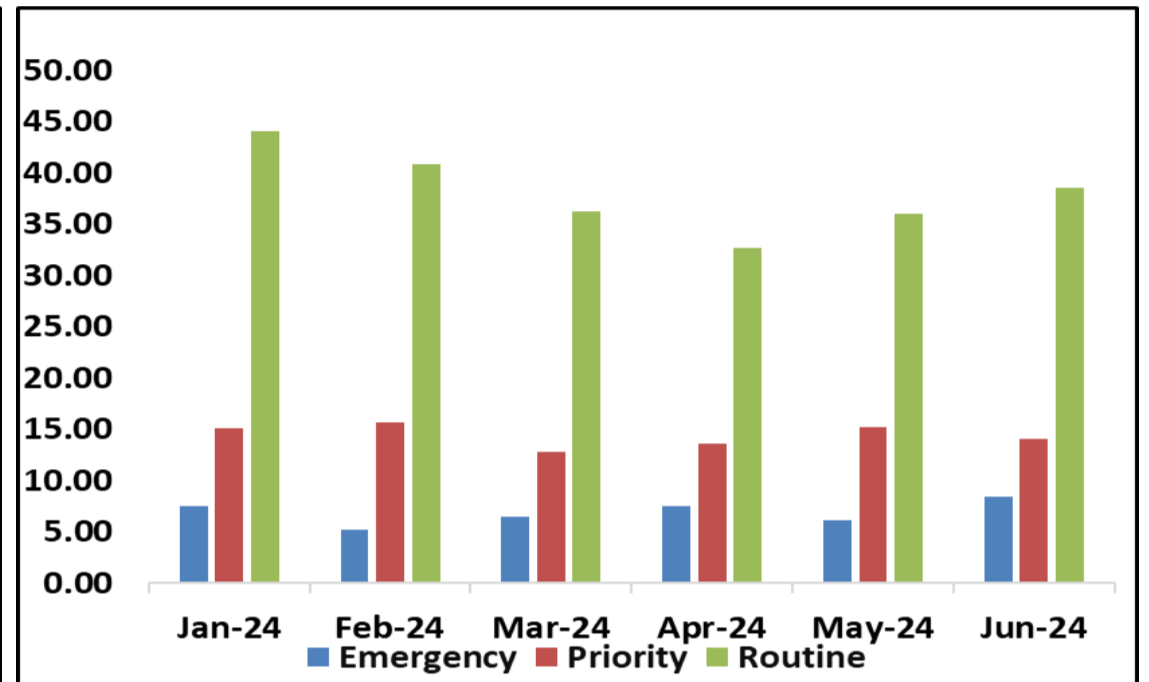
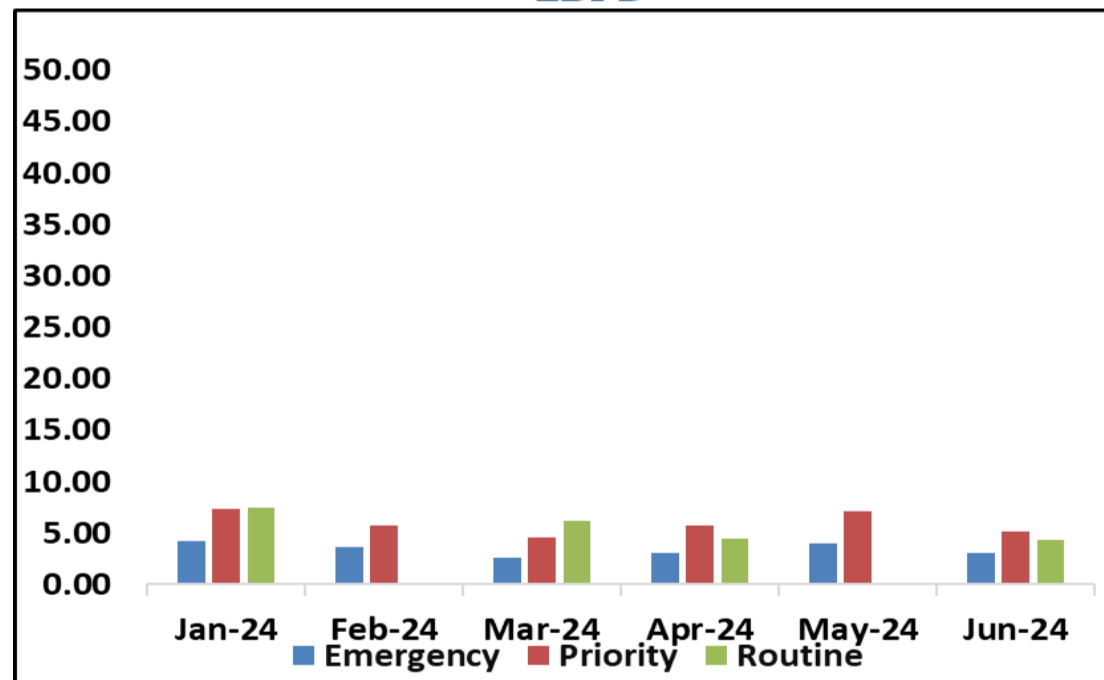
SYSTEM-WIDE LAW ENFORCEMENT OVERVIEW

JUNE 2024

Attachment D

Average Incident Response Times

These graphs show how long it takes (in minutes) for LAPD, LASD, and LBPD to respond to Emergency, Priority, and Routine calls

LAPD

LASD

LBPD


Transit Police

Monthly Crime Report


Attachment D

	2024	2023	%
	June	June	Change
CRIMES AGAINST PERSONS			
Homicide	1	0	100.0%
Rape*	2	0	200.0%
Robbery	27	32	-15.6%
Aggravated Assault	30	55	-45.5%
Aggravated Assault on Operator	5	6	-16.7%
Battery	91	80	13.8%
Battery on Operator	9	9	0.0%
Sex Offenses	9	10	-10.0%
SUB-TOTAL	174	192	-9.4%
CRIMES AGAINST PROPERTY			
Burglary	0	0	0.0%
Larceny	44	55	-20.0%
Bike Theft	2	1	100.0%
Motor Vehicle Theft	1	11	-90.9%
Arson	1	0	100.0%
Vandalism	20	13	53.8%
SUB-TOTAL	68	80	-15.0%
CRIMES AGAINST SOCIETY			
Weapons	20	2	900.0%
Narcotics	109	25	336.0%
Trespassing	609	48	1168.8%
SUB-TOTAL	738	75	884.0%
TOTAL	980	347	182.4%
ENFORCEMENT EFFORTS			
Arrests	988	268	268.7%
Citations	964	342	181.9%
Calls for Service	2,086	1,387	50.4%

*The reported rape on 6/17/24 at Compton Station has not been substantiated by evidence. The case was handled by LASD's Special Victims Bureau and closed as inactive



Metro

SYSTEM SECURITY & LAW ENFORCEMENT

MONTHLY, BI-ANNUAL, ANNUAL COMPARISON

JUNE 2024

Attachment D

Crimes

Monthly

System-Wide	Jun-24	Jun-23	% Change
Crimes Against Persons	174	192	-9.38%
Crimes Against Property	68	80	-15.00%
Crimes Against Society	738	75	884.00%
Total	980	347	182.42%

Six Months

System-Wide	Jan-24-Jun-24	Jan-23-Jun-23	% Change
Crimes Against Persons	991	1,119	-11.44%
Crimes Against Property	355	396	-10.35%
Crimes Against Society	2,498	974	156.47%
Total	3,844	2,489	54.44%

Annual

System-Wide	Jul-23-Jun-24	Jul-22-Jun-23	% Change
Crimes Against Persons	2,107	2,068	1.89%
Crimes Against Property	708	769	-7.93%
Crimes Against Society	3,855	1,176	227.81%
Total	6,670	4,013	66.21%

Average Emergency Response Times

Monthly

Jun-24	Jun-23	% Change
6.00	4.89	22.70%

Six Months

Jan-24-Jun-24	Jan-23-Jun-23	% Change
5.59	5.70	-1.97%

Annual

Jul-23-Jun-24	Jul-22-Jun-23	% Change
5.49	5.62	-2.38%

Bus Operator Assaults

Monthly

Jun-24	Jun-23	% Change
14	15	-6.67%

Six Months

Jan-24-Jun-24	Jan-23-Jun-23	% Change
75	77	-2.60%

Annual

Jul-23-Jun-24	Jul-22-Jun-23	% Change
166	161	3.11%

Ridership

Monthly

Jun-24	Jun-23	% Change
25,181,475	23,824,620	5.70%

Six Months

Jan-24-Jun-24	Jan-23-Jun-23	% Change
151,498,583	138,134,842	9.67%

Annual

Jul-23-Jun-24	Jul-22-Jun-23	% Change
298,741,521	269,956,065	10.66%



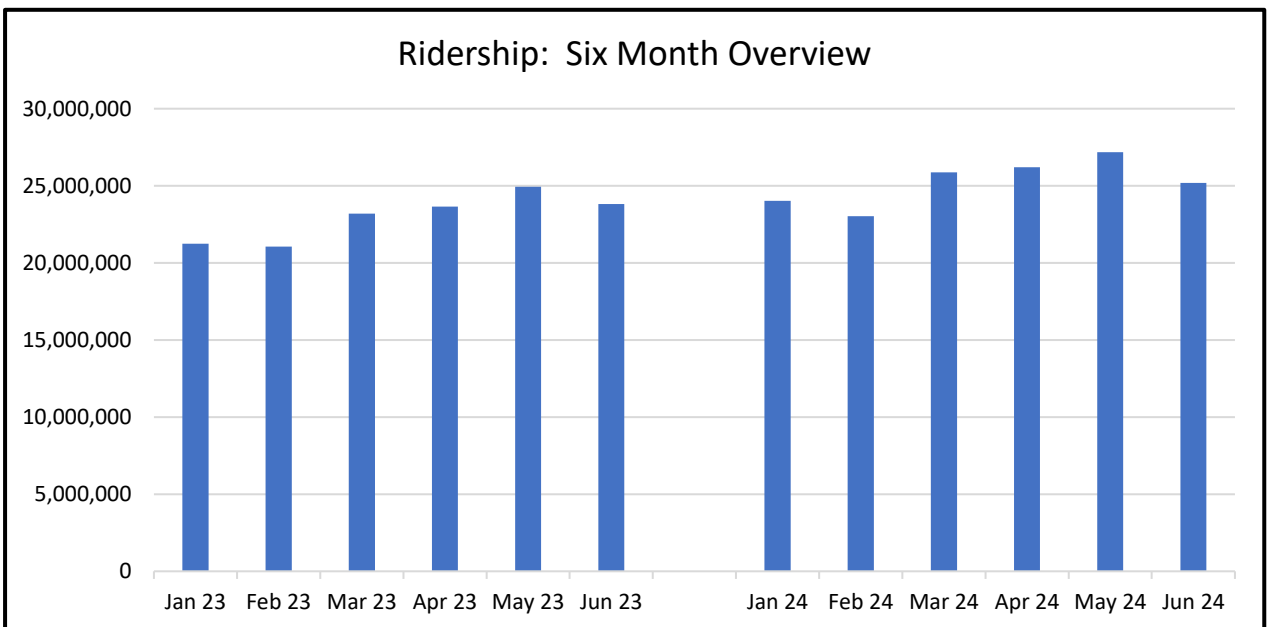
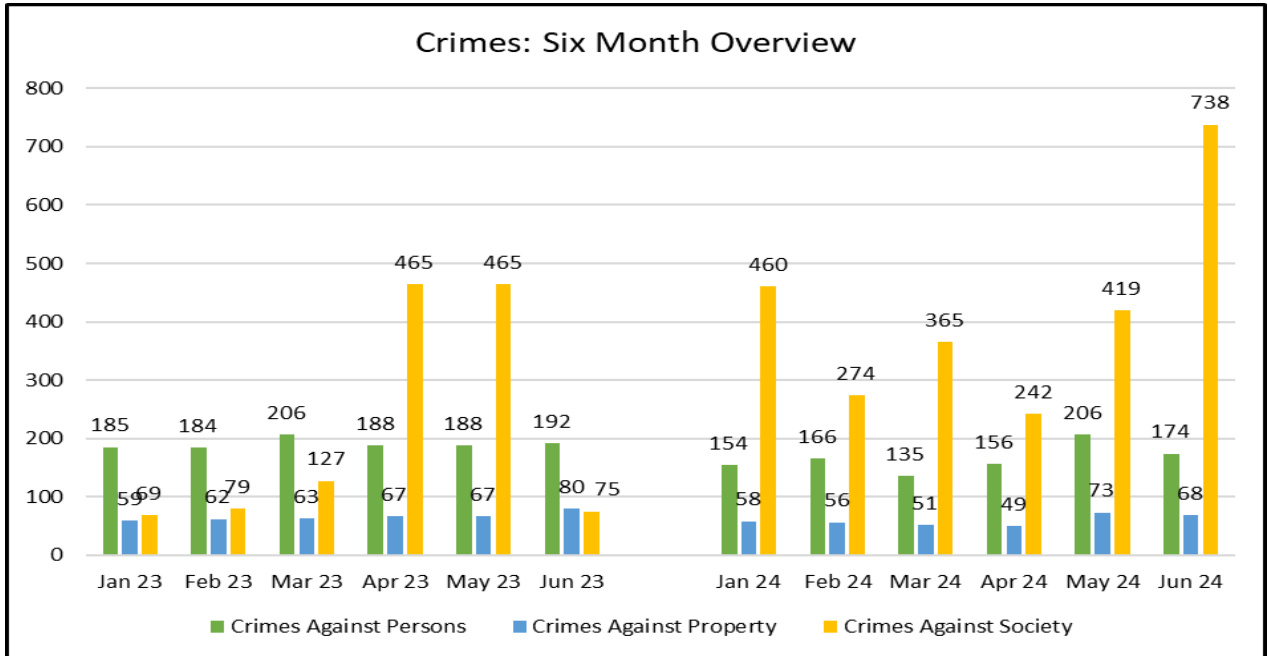
Metro

SYSTEM SECURITY & LAW ENFORCEMENT

MONTHLY, BI-ANNUAL, ANNUAL COMPARISON

JUNE 2024

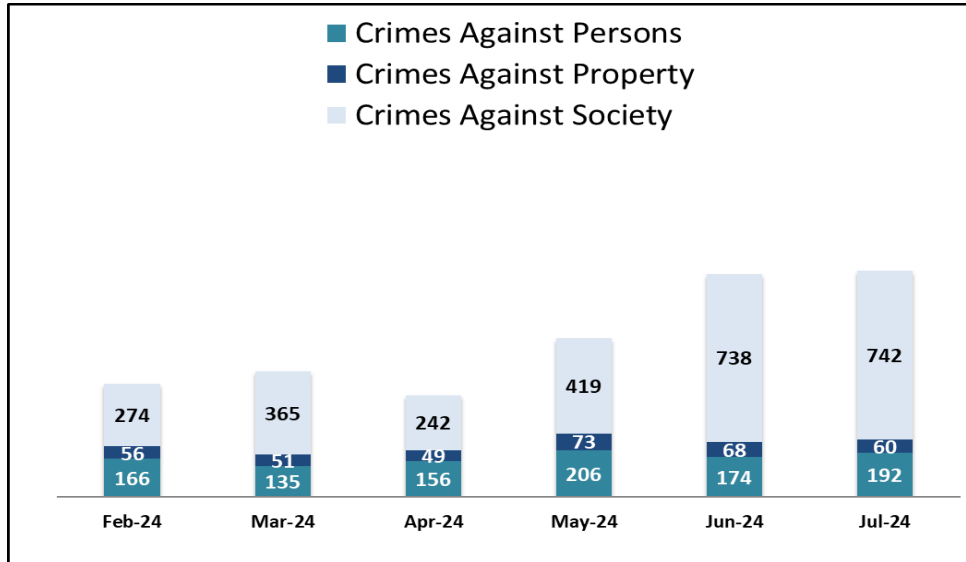
Attachment D



SYSTEMWIDE LAW ENFORCEMENT OVERVIEW

JULY 2024

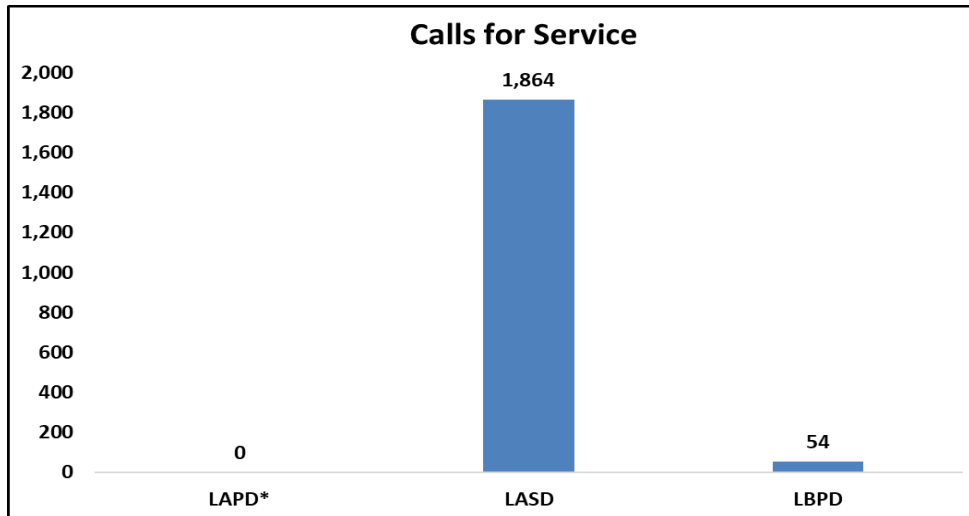
Attachment D

Total Crimes


Crimes Against Persons: violent crimes (i.e., homicide, aggravated assaults) are those in which the victims are always individuals

Crimes Against Property: crimes to obtain money, property, or some other benefit (i.e., theft, vandalism, robbery)

Crimes Against Society: represent society's prohibition against engaging in certain types of activity (i.e., drug violations)

Calls for Service


* LAPD Calls for Service data is currently unavailable



SYSTEMWIDE LAW ENFORCEMENT OVERVIEW

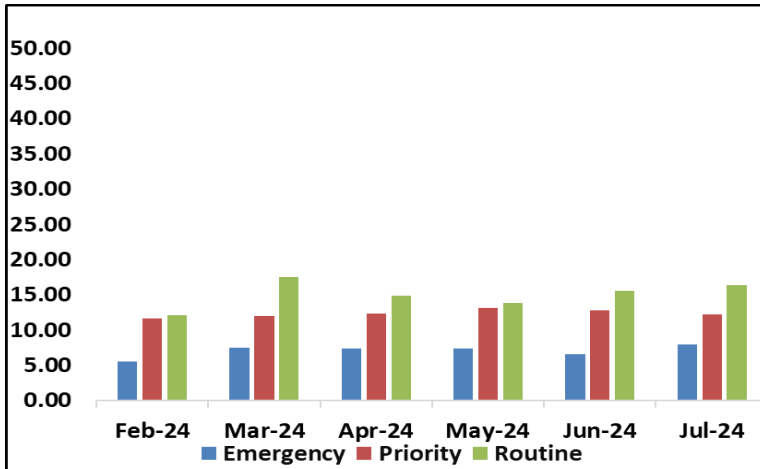
JULY 2024

Attachment D

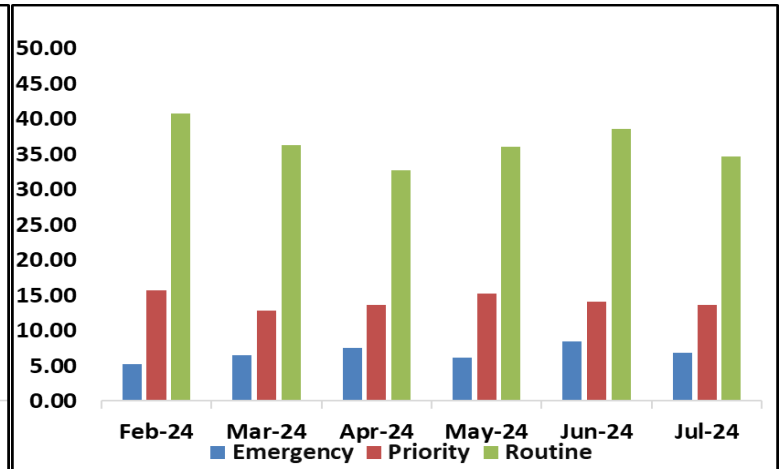
Average Incident Response Times

These graphs show how long it takes (in minutes) for LAPD, LASD, and LBPD to respond to Emergency, Priority, and Routine calls

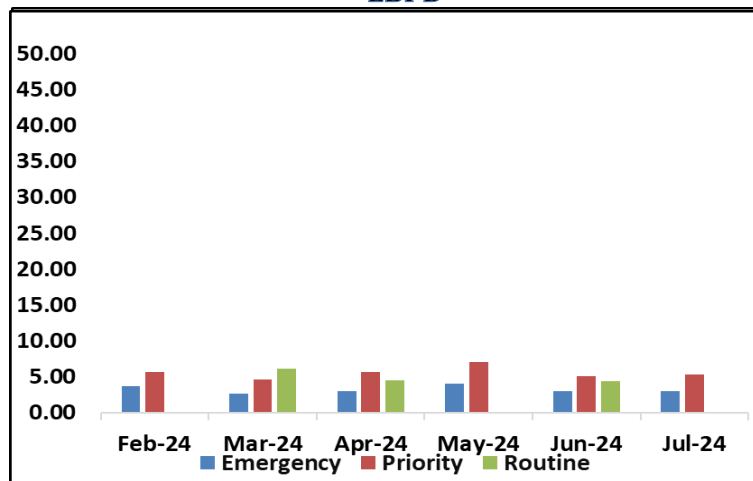
LAPD



LASD



LBPD



Transit Police

Monthly Crime Report



Attachment D

	2024	2023	%
	July	July	Change
CRIMES AGAINST PERSONS			
Homicide	0	0	0.0%
Rape	1	1	0.0%
Robbery	32	23	39.1%
Aggravated Assault	39	45	-13.3%
Aggravated Assault on Operator	6	5	20.0%
Battery	89	69	29.0%
Battery on Operator	17	11	54.5%
Sex Offenses	8	8	0.0%
SUB-TOTAL	192	162	18.5%
CRIMES AGAINST PROPERTY			
Burglary	0	2	-100.0%
Larceny	31	44	-29.5%
Bike Theft	0	5	-100.0%
Motor Vehicle Theft	1	3	-66.7%
Arson	0	0	0.0%
Vandalism	28	18	55.6%
SUB-TOTAL	60	72	-16.7%
CRIMES AGAINST SOCIETY			
Weapons	30	10	200.0%
Narcotics	98	42	133.3%
Trespassing	614	45	1264.4%
SUB-TOTAL	742	97	664.9%
TOTAL	994	331	200.3%
ENFORCEMENT EFFORTS			
Arrests	1,030	283	264.0%
Citations	1,194	467	155.7%
Calls for Service	1,918	1,445	32.7%



Metro

SYSTEM SECURITY & LAW ENFORCEMENT

MONTHLY, BI-ANNUAL, ANNUAL COMPARISON

JULY 2024

Attachment D

Crimes

Monthly

System-Wide	Jul-24	Jul-23	% Change
Crimes Against Persons	192	162	18.52%
Crimes Against Property	60	72	-16.67%
Crimes Against Society	742	97	664.95%
Total	994	331	200.30%

Six Months

System-Wide	Feb-24-Jul-24	Feb-23-Jul-23	% Change
Crimes Against Persons	1,029	1,096	-6.11%
Crimes Against Property	357	409	-12.71%
Crimes Against Society	2,780	1,002	177.45%
Total	4,166	2,507	66.17%

Annual

System-Wide	Aug-23-Jul-24	Aug-22-Jul-23	% Change
Crimes Against Persons	2,137	2,061	3.69%
Crimes Against Property	696	756	-7.94%
Crimes Against Society	4,500	1,246	261.16%
Total	7,333	4,063	80.48%

Average Emergency Response Times

Monthly

Jul-24	Jul-23	% Change
5.88	5.99	-1.84%

Six Months

Feb-24-Jul-24	Feb-23-Jul-23	% Change
5.66	5.69	-0.53%

Annual

Aug-23-Jul-24	Aug-22-Jul-23	% Change
5.48	5.57	-1.69%

Bus Operator Assaults

Monthly

Jul-24	Jul-23	% Change
23	16	43.75%

Six Months

Feb-24-Jul-24	Feb-23-Jul-23	% Change
82	84	-2.38%

Annual

Aug-23-Jul-24	Aug-22-Jul-23	% Change
173	160	8.13%

Ridership

Monthly

Jul-24	Jul-23	% Change
25,466,384	23,337,404	9.12%

Six Months

Feb-24-Jul-24	Feb-23-Jul-23	% Change
152,940,320	140,237,920	9.06%

Annual

Aug-23-Jul-24	Aug-22-Jul-23	% Change
300,870,501	272,784,889	10.30%



Metro

SYSTEM SECURITY & LAW ENFORCEMENT

MONTHLY, BI-ANNUAL, ANNUAL COMPARISON

JULY 2024

Attachment D

