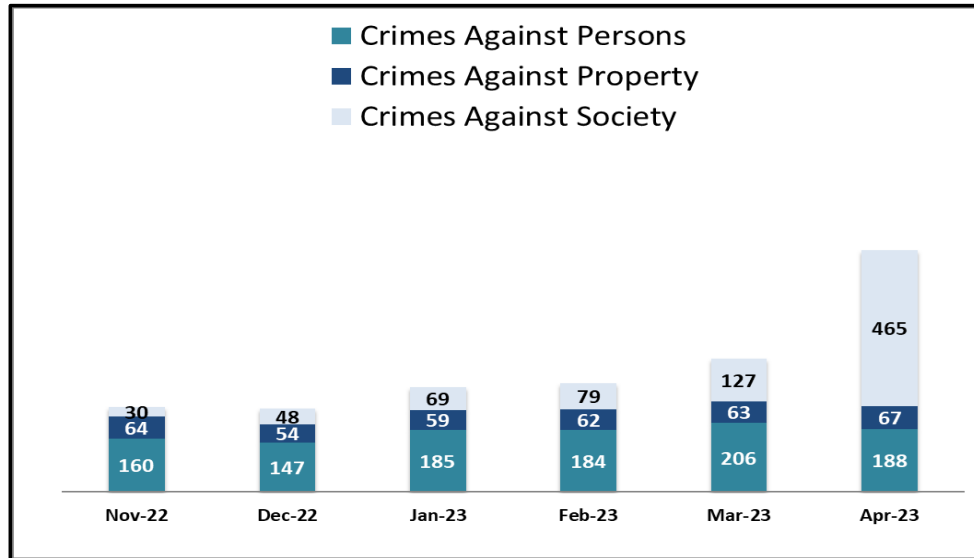


SYSTEM-WIDE LAW ENFORCEMENT OVERVIEW

APRIL 2023

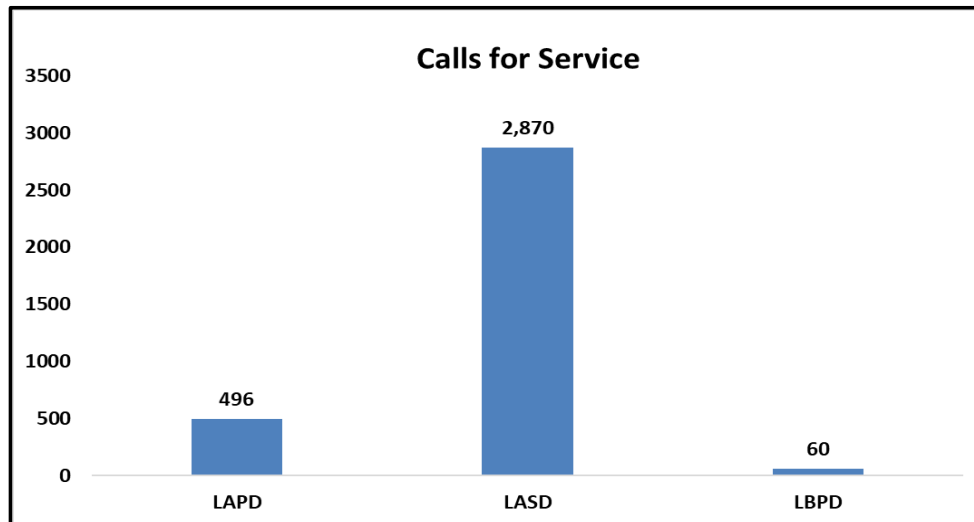
Attachment B

Total Crimes


Crimes Against Persons: violent crimes (i.e., homicide, aggravated assaults) are those in which the victims are always individuals

Crimes Against Property: crimes to obtain money, property, or some other benefit (i.e., theft, vandalism, robbery)

Crimes Against Society: represent society's prohibition against engaging in certain types of activity (i.e., drug violations)



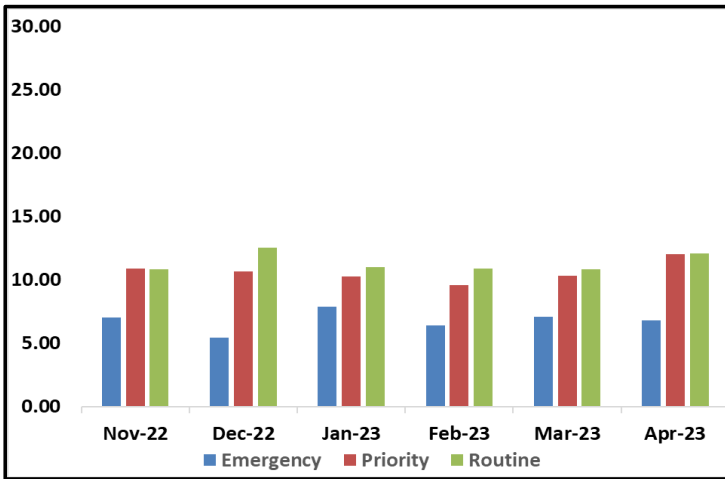
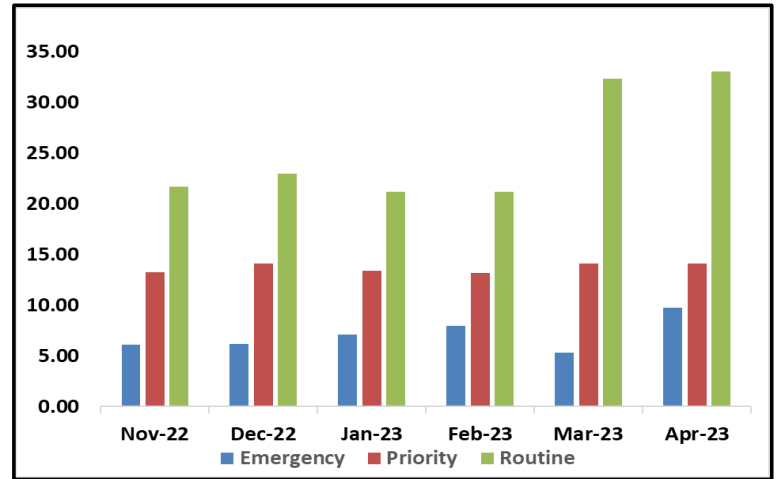
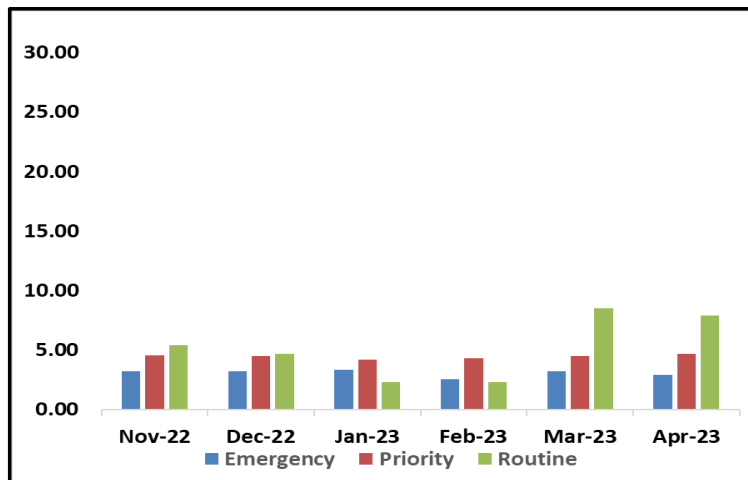
SYSTEM-WIDE LAW ENFORCEMENT OVERVIEW

APRIL 2023

Attachment B

Average Incident Response Times

These graphs show how long it takes (in minutes) for LAPD, LASD, and LBPD to respond to Emergency, Priority, and Routine calls

LAPD

LASD

LBPD


*The Drug Free Campaign and the B/D Supplemental Deployment resulted in increased response times to Routine calls in March and April for all Law Enforcement Agencies.

*Impacts to Emergency and Priority calls were nominal except for LAPD, since they were the most impacted by the increased resource deployments for both efforts.

Transit Police

Monthly Crime Report



Attachment B

	2023	2022	%
	April	April	Change
CRIMES AGAINST PERSONS			
Homicide	1	0	N/A
Rape	2	3	-33.3%
Robbery	38	23	65.2%
Aggravated Assault	43	42	2.4%
Aggravated Assault on Operator	3	3	0.0%
Battery	75	74	1.4%
Battery on Operator	12	11	9.1%
Sex Offenses	14	10	40.0%
SUB-TOTAL	188	166	13.3%
CRIMES AGAINST PROPERTY			
Burglary	2	2	0.0%
Larceny	42	58	-27.6%
Bike Theft	3	5	-40.0%
Motor Vehicle Theft	3	1	200.0%
Arson	0	1	-100.0%
Vandalism	17	21	-19.0%
SUB-TOTAL	67	88	-23.9%
CRIMES AGAINST SOCIETY			
Weapons	15	1	1400.0%
Narcotics	61	7	771.4%
Trespassing	389	12	3141.7%
SUB-TOTAL	465	20	2225.0%
TOTAL	720	274	162.8%
ENFORCEMENT EFFORTS			
Arrests	760	120	533.3%
Citations	676	802	-15.7%
Calls for Service	3,426	1,497	128.9%



SYSTEM SECURITY & LAW ENFORCEMENT

MONTHLY, BI-ANNUAL, ANNUAL COMPARISON

APRIL 2023

Attachment B

Crimes

Monthly

System-Wide	Apr-23	Apr-22	% Change
Crimes Against Persons	188	166	13.25%
Crimes Against Property	67	88	-23.86%
Crimes Against Society	465	20	2225.00%
Total	720	274	162.77%

Six Months

System-Wide	Nov-22-Apr-23	Nov-21-Apr-22	% Change
Crimes Against Persons	1,070	1,016	5.31%
Crimes Against Property	369	479	-22.96%
Crimes Against Society	818	109	650.46%
Total	2,257	1,604	40.71%

Annual

System-Wide	May-22-Apr-23	May-21-Apr-22	% Change
Crimes Against Persons	2,023	1,847	9.53%
Crimes Against Property	771	901	-14.43%
Crimes Against Society	1,002	250	300.80%
Total	3,796	2,998	26.62%

Average Emergency Response Times

Monthly

Apr-23	Apr-22	% Change
6:28	5:48	11.49%

Six Months

Nov-22-Apr-23	Nov-21-Apr-22	% Change
5:37	4:59	12.71%

Annual

May-22-Apr-23	May-21-Apr-22	% Change
5:40	4:48	18.06%

Bus Operator Assaults

Monthly

Apr-23	Apr-22	% Change
15	14	7.14%

Six Months

Nov-22-Apr-23	Nov-21-Apr-22	% Change
82	92	-10.87%

Annual

May-22-Apr-23	May-21-Apr-22	% Change
160	148	8.11%

Ridership

Monthly

Apr-23	Apr-22	% Change
23,412,400	21,224,360	10.31%

Six Months

Nov-22-Apr-23	Nov-21-Apr-22	% Change
131,867,831	124,435,254	5.97%

Annual

May-22-Apr-23	May-21-Apr-22	% Change
263,297,665	247,739,119	6.28%



SYSTEM SECURITY & LAW ENFORCEMENT

MONTHLY, BI-ANNUAL, ANNUAL COMPARISON

APRIL 2023

Attachment B

