



SYSTEM SECURITY & LAW ENFORCEMENT

Attachment D

Total Crime Summary - August 2024

Total Crimes 5-Year Trend Year-to-Date - Systemwide

	2020	2021	2022	2023	2024
Crimes Against Persons					
Agg Assault	163	240	304	354	292
Agg Assault on Op	10	14	22	28	32
Battery	464	474	604	662	668
Battery on Operator	46	49	91	79	83
Homicide	2	2	4	3	4
Rape	5	11	9	8	11
Robbery	153	147	228	264	222
Sex Offenses	54	66	72	82	72
Subtotal	897	1,003	1,334	1,480	1,384
Crimes Against Property					
Arson	5	7	5	0	2
Bike Theft	36	30	36	18	5
Burglary	4	12	10	11	6
Larceny	290	240	360	337	331
Motor Vehicle Theft	11	9	11	34	16
Vandalism	140	193	222	116	123
Subtotal	486	491	644	516	483
Crimes Against Society					
Narcotics	36	113	101	339	717
Trespassing	65	61	72	750	3,339
Weapons	19	30	36	76	154
Subtotal	120	204	209	1,165	4,210
Total	1,503	1,698	2,187	3,161	6,077

Total Crimes 5-Year Trend Current Month only - Systemwide

	Aug-20	Aug-21	Aug-22	Aug-23	Aug-24
Crimes Against Persons					
Agg Assault	28	31	38	55	43
Agg Assault on Op	1	5	3	6	5
Battery	71	79	77	84	100
Battery on Operator	9	6	13	8	12
Homicide	1	0	2	1	0
Rape	0	1	1	0	1
Robbery	19	18	28	37	30
Sex Offenses	7	9	9	8	10
Subtotal	136	149	171	199	201
Crimes Against Property					
Arson	0	0	2	0	0
Bike Theft	4	2	6	1	0
Burglary	0	1	0	0	1
Larceny	30	42	27	39	45
Motor Vehicle Theft	2	3	1	2	1
Vandalism	23	25	20	6	21
Subtotal	59	73	56	48	68
Crimes Against Society					
Narcotics	6	1	23	41	139
Trespassing	7	11	11	40	803
Weapons	3	2	13	13	28
Subtotal	16	14	47	94	970
Total	211	236	274	341	1,239

Total Crimes 5-Year Trend Year-to-End - Rail

	2020	2021	2022	2023	2024
Crimes Against Persons					
Agg Assault	112	162	210	255	188
Agg Assault on Op	0	3	2	1	1
Battery	300	301	388	462	430
Battery on Operator	6	2	4	6	0
Homicide	2	2	3	3	2
Rape	5	10	8	8	9
Robbery	115	103	173	184	146
Sex Offenses	40	43	51	49	40
Subtotal	580	626	839	968	816
Crimes Against Property					
Arson	5	7	4	0	2
Bike Theft	25	17	22	8	4
Burglary	4	12	8	10	5
Larceny	217	181	250	248	215
Motor Vehicle Theft	9	5	5	31	9
Vandalism	81	114	156	63	63
Subtotal	341	336	445	360	298
Crimes Against Society					
Narcotics	20	39	52	255	644
Trespassing	62	55	64	738	3,262
Weapons	14	15	23	56	133
Subtotal	96	109	139	1,049	4,039
Total	1,017	1,071	1,423	2,377	5,153

Total Crimes 5-Year Trend Current Month only - Rail

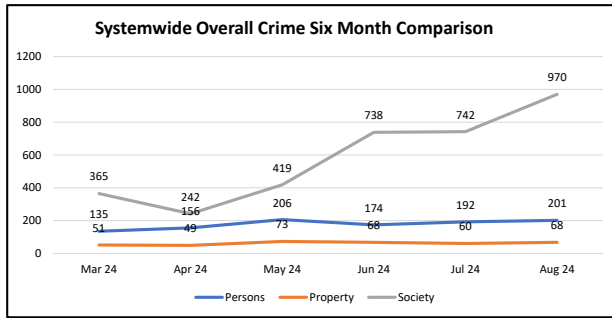
	Aug-20	Aug-21	Aug-22	Aug-23	Aug-24
Crimes Against Persons					
Agg Assault	19	23	26	35	31
Agg Assault on Op	0	1	2	0	0
Battery	47	46	41	55	66
Battery on Operator	2	0	0	1	0
Homicide	1	0	2	1	0
Rape	0	1	1	0	1
Robbery	16	12	18	26	19
Sex Offenses	6	7	4	6	9
Subtotal	91	90	94	124	126
Crimes Against Property					
Arson	0	0	1	0	0
Bike Theft	1	1	5	1	0
Burglary	0	1	0	0	0
Larceny	26	35	15	30	33
Motor Vehicle Theft	1	1	1	1	1
Vandalism	9	17	11	4	11
Subtotal	37	55	33	36	45
Crimes Against Society					
Narcotics	3	0	7	29	119
Trespassing	6	11	10	39	768
Weapons	2	1	7	9	25
Subtotal	11	12	24	77	912
Total	139	157	151	237	1,083

Total Crimes 5-Year Trend Year-to-Date - Bus

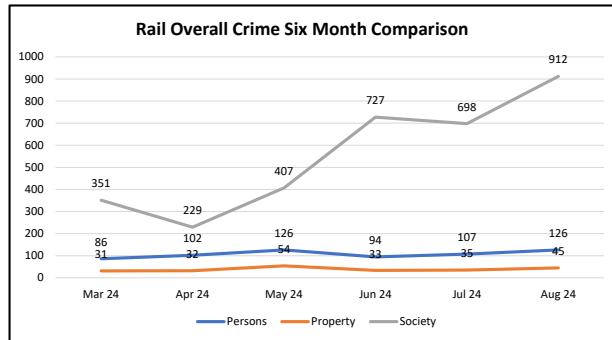
	2020	2021	2022	2023	2024
Crimes Against Persons					
Agg Assault	51	78	94	99	104
Agg Assault on Op	10	11	20	27	31
Battery	164	173	216	200	238
Battery on Operator	40	47	87	73	83
Homicide	0	0	1	0	2
Rape	0	1	1	0	2
Robbery	38	44	55	80	76
Sex Offenses	14	23	21	33	32
Subtotal	317	377	495	512	568
Crimes Against Property					
Arson	0	0	1	0	0
Bike Theft	11	13	14	10	1
Burglary	0	0	2	1	1
Larceny	73	59	110	89	116
Motor Vehicle Theft	2	4	6	3	7
Vandalism	59	79	66	53	60
Subtotal	145	155	199	156	185
Crimes Against Society					
Narcotics	16	74	49	84	73
Trespassing	3	6	8	12	77
Weapons	5	15	13	20	21
Subtotal	24	95	70	116	171
Total	486	627	764	784	924

Total Crimes 5-Year Trend Current Month only - Bus

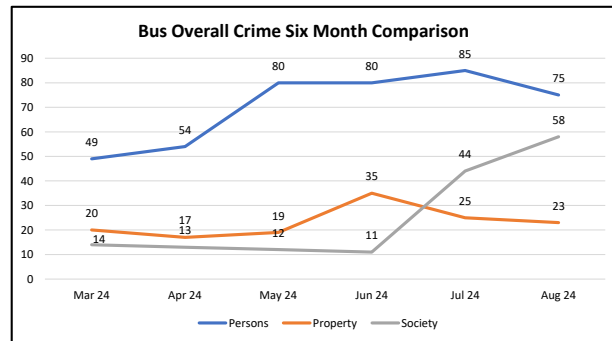
	Aug-20	Aug-21	Aug-22	Aug-23	Aug-24
Crimes Against Persons					
Agg Assault	9	8	12	20	12
Agg Assault on Op	1	4	1	6	5
Battery	24	33	36	29	34
Battery on Operator	7	6	13	7	12
Homicide	0	0	0	0	0
Rape	0	0	0	0	0
Robbery	3	6	10	11	11
Sex Offenses	1	2	5	2	1
Subtotal	45	59	77	75	75
Crimes Against Property					
Arson	0	0	1	0	0
Bike Theft	3	1	1	0	0
Burglary	0	0	0	0	1
Larceny	4	7	12	9	12
Motor Vehicle Theft	1	2	0	1	0
Vandalism	14	8	9	2	10
Subtotal	22	18	23	12	23
Crimes Against Society					
Narcotics	3	1	16	12	20
Trespassing	1	0	1	1	35
Weapons	1	1	6	4	3
Subtotal	5	2	23	17	58
Total	72	79	123	104	156



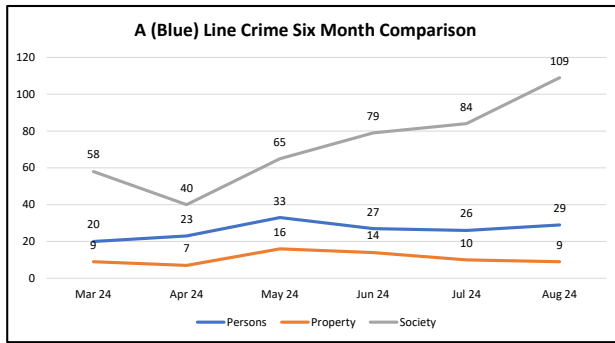
Systemwide	Aug 24	Jul 24	% Change
Crimes Against Persons			
Agg Assault	43	39	10.3%
Agg Assault on Op	5	6	-16.7%
Battery	100	89	12.4%
Battery on Operator	12	17	-29.4%
Homicide	0	0	0.0%
Rape	1	1	0.0%
Robbery	30	32	-6.3%
Sex Offenses	10	8	25.0%
Subtotal	201	192	4.7%
Crimes Against Property			
Arson	0	0	0.0%
Bike Theft	0	0	0.0%
Burglary	1	0	100.0%
Larceny	45	31	45.2%
Motor Vehicle Theft	1	1	0.0%
Vandalism	21	28	-25.0%
Subtotal	68	60	13.3%
Crimes Against Society			
Narcotics	139	98	41.8%
Trespassing	803	614	30.8%
Weapons	28	30	-6.7%
Subtotal	970	742	30.7%
Total	1,239	994	24.6%



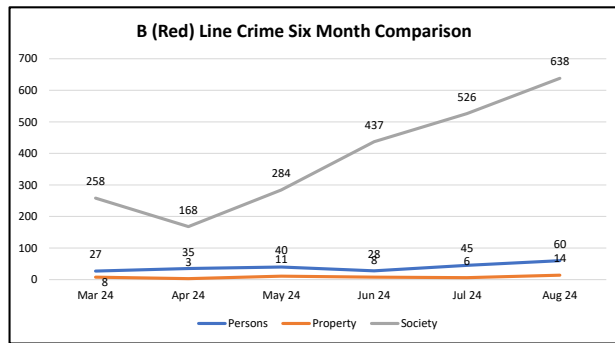
Rail	Aug 24	Jul 24	% Change
Crimes Against Persons			
Agg Assault	31	22	40.9%
Agg Assault on Op	0	1	-100.0%
Battery	66	56	17.9%
Battery on Operator	0	0	0.0%
Homicide	0	0	0.0%
Rape	1	1	0.0%
Robbery	19	25	-24.0%
Sex Offenses	9	2	350.0%
Subtotal	126	107	17.8%
Crimes Against Property			
Arson	0	0	0.0%
Bike Theft	0	0	0.0%
Burglary	0	0	0.0%
Larceny	33	19	73.7%
Motor Vehicle Theft	1	1	0.0%
Vandalism	11	15	-26.7%
Subtotal	45	35	28.6%
Crimes Against Society			
Narcotics	119	86	38.4%
Trespassing	768	590	30.2%
Weapons	25	22	13.6%
Subtotal	912	698	30.7%
Total	1,083	840	28.9%



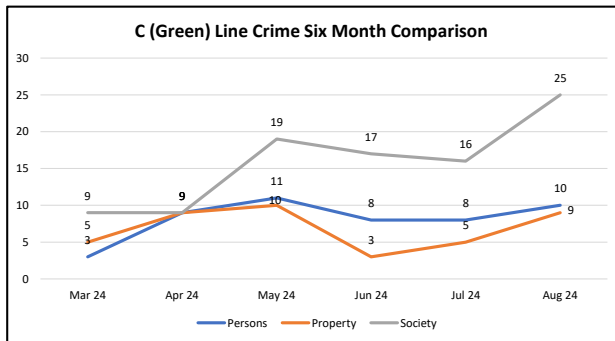
Bus	Aug 24	Jul 24	% Change
Crimes Against Persons			
Agg Assault	12	17	-29.4%
Agg Assault on Op	5	5	0.0%
Battery	34	33	3.0%
Battery on Operator	12	17	-29.4%
Homicide	0	0	0.0%
Rape	0	0	0.0%
Robbery	11	7	57.1%
Sex Offenses	1	6	-83.3%
Subtotal	75	85	-11.8%
Crimes Against Property			
Arson	0	0	0.0%
Bike Theft	0	0	0.0%
Burglary	1	0	100.0%
Larceny	12	12	0.0%
Motor Vehicle Theft	0	0	0.0%
Vandalism	10	13	-23.1%
Subtotal	23	25	-8.0%
Crimes Against Society			
Narcotics	20	12	66.7%
Trespassing	35	24	45.8%
Weapons	3	8	-62.5%
Subtotal	58	44	31.8%
Total	156	154	1.3%



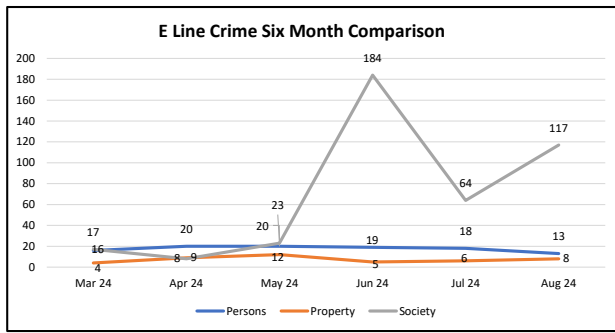
A (Blue) Line	Aug 24	Jul 24	% Change
Crimes Against Persons			
Agg Assault	7	4	75.0%
Agg Assault on Op	0	1	-100.0%
Battery	16	9	77.8%
Battery on Operator	0	0	0.0%
Homicide	0	0	0.0%
Rape	0	0	0.0%
Robbery	5	12	-58.3%
Sex Offenses	1	0	100.0%
Subtotal	29	26	11.5%
Crimes Against Property			
Arson	0	0	0.0%
Bike Theft	0	0	0.0%
Burglary	0	0	0.0%
Larceny	7	5	40.0%
Motor Vehicle Theft	0	1	-100.0%
Vandalism	2	4	-50.0%
Subtotal	9	10	-10.0%
Crimes Against Society			
Narcotics	22	14	57.1%
Trespassing	84	70	20.0%
Weapons	3	0	300.0%
Subtotal	109	84	29.8%
Total	147	120	22.5%



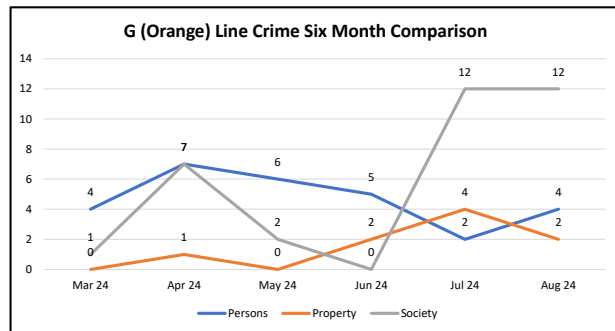
B (Red) Line	Aug 24	Jul 24	% Change
Crimes Against Persons			
Agg Assault	16	12	33.3%
Agg Assault on Op	0	0	0.0%
Battery	32	29	10.3%
Battery on Operator	0	0	0.0%
Homicide	0	0	0.0%
Rape	0	0	0.0%
Robbery	7	3	133.3%
Sex Offenses	5	1	400.0%
Subtotal	60	45	33.3%
Crimes Against Property			
Arson	0	0	0.0%
Bike Theft	0	0	0.0%
Burglary	0	0	0.0%
Larceny	8	2	300.0%
Motor Vehicle Theft	0	0	0.0%
Vandalism	6	4	50.0%
Subtotal	14	6	133.3%
Crimes Against Society			
Narcotics	76	57	33.3%
Trespassing	545	448	21.7%
Weapons	17	21	-19.0%
Subtotal	638	526	21.3%
Total	712	577	23.4%



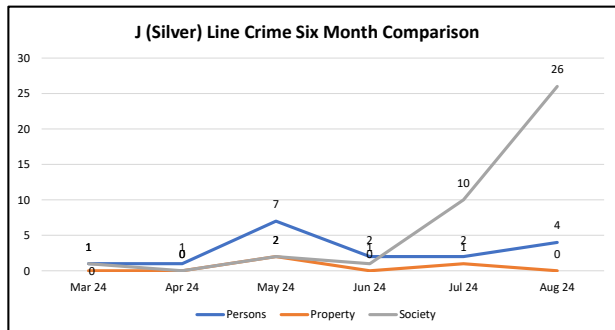
C (Green) Line	Aug 24	Jul 24	% Change
Crimes Against Persons			
Agg Assault	2	0	0.0%
Agg Assault on Op	0	0	0.0%
Battery	3	4	-25.0%
Battery on Operator	0	0	0.0%
Homicide	0	0	0.0%
Rape	0	0	0.0%
Robbery	3	4	-25.0%
Sex Offenses	2	0	100.0%
Subtotal	10	8	25.0%
Crimes Against Property			
Arson	0	0	0.0%
Bike Theft	0	0	0.0%
Burglary	0	0	0.0%
Larceny	9	3	200.0%
Motor Vehicle Theft	0	0	0.0%
Vandalism	0	2	-100.0%
Subtotal	9	5	80.0%
Crimes Against Society			
Narcotics	8	9	-11.1%
Trespassing	14	6	133.3%
Weapons	3	1	200.0%
Subtotal	25	16	56.3%
Total	44	29	51.7%



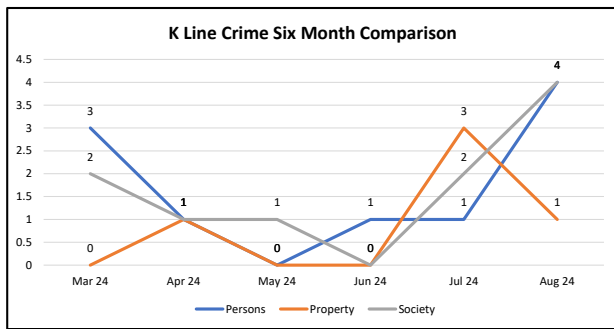
E Line	Aug 24	Jul 24	% Change
Crimes Against Persons			
Agg Assault	1	2	-50.0%
Agg Assault on Op	0	0	0.0%
Battery	7	9	-22.2%
Battery on Operator	0	0	0.0%
Homicide	0	0	0.0%
Rape	1	1	0.0%
Robbery	3	5	-40.0%
Sex Offenses	1	1	0.0%
Subtotal	13	18	-27.8%
Crimes Against Property			
Arson	0	0	0.0%
Bike Theft	0	0	0.0%
Burglary	0	0	0.0%
Larceny	6	5	20.0%
Motor Vehicle Theft	1	0	100.0%
Vandalism	1	1	0.0%
Subtotal	8	6	33.3%
Crimes Against Society			
Narcotics	10	6	66.7%
Trespassing	105	58	81.0%
Weapons	2	0	200.0%
Subtotal	117	64	82.8%
Total	138	88	56.8%



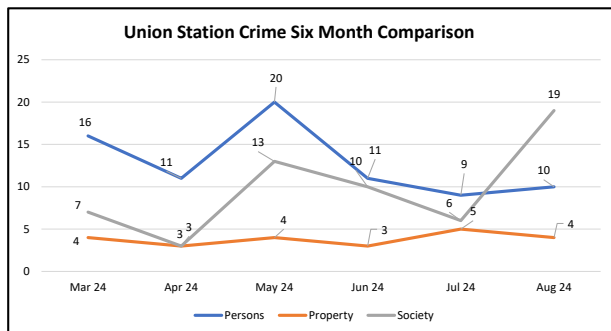
G (Orange) Line	Aug 24	Jul 24	% Change
Crimes Against Persons			
Agg Assault	0	0	0.0%
Agg Assault on Op	0	0	0.0%
Battery	3	2	50.0%
Battery on Operator	0	0	0.0%
Homicide	0	0	0.0%
Rape	0	0	0.0%
Robbery	1	0	100.0%
Sex Offenses	0	0	0.0%
Subtotal	4	2	100.0%
Crimes Against Property			
Arson	0	0	0.0%
Bike Theft	0	0	0.0%
Burglary	0	0	0.0%
Larceny	0	3	-100.0%
Motor Vehicle Theft	0	0	0.0%
Vandalism	2	1	100.0%
Subtotal	2	4	-50.0%
Crimes Against Society			
Narcotics	1	1	0.0%
Trespassing	11	10	10.0%
Weapons	0	1	-100.0%
Subtotal	12	12	0.0%
Total	18	18	0.0%



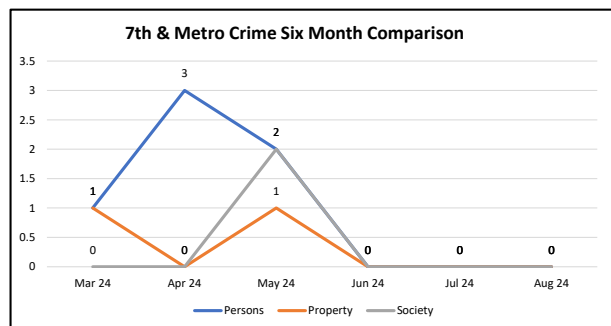
J (Silver) Line	Aug 24	Jul 24	% Change
Crimes Against Persons			
Agg Assault	1	1	0.0%
Agg Assault on Op	0	0	0.0%
Battery	3	1	200.0%
Battery on Operator	0	0	0.0%
Homicide	0	0	0.0%
Rape	0	0	0.0%
Robbery	0	0	0.0%
Sex Offenses	0	0	0.0%
Subtotal	4	2	100.0%
Crimes Against Property			
Arson	0	0	0.0%
Bike Theft	0	0	0.0%
Burglary	0	0	0.0%
Larceny	0	0	0.0%
Motor Vehicle Theft	0	0	0.0%
Vandalism	0	1	-100.0%
Subtotal	0	1	-100.0%
Crimes Against Society			
Narcotics	4	2	100.0%
Trespassing	22	8	175.0%
Weapons	0	0	0.0%
Subtotal	26	10	160.0%
Total	30	13	130.8%



K Line	Aug 24	Jul 24	% Change
Crimes Against Persons			
Agg Assault	2	0	200.0%
Agg Assault on Op	0	0	0.0%
Battery	2	0	200.0%
Battery on Operator	0	0	0.0%
Homicide	0	0	0.0%
Rape	0	0	0.0%
Robbery	0	1	-100.0%
Sex Offenses	0	0	0.0%
Subtotal	4	1	300.0%
Crimes Against Property			
Arson	0	0	0.0%
Bike Theft	0	0	0.0%
Burglary	0	0	0.0%
Larceny	1	2	-50.0%
Motor Vehicle Theft	0	0	0.0%
Vandalism	0	1	-100.0%
Subtotal	1	3	-66.7%
Crimes Against Society			
Narcotics	3	0	300.0%
Trespassing	1	2	-50.0%
Weapons	0	0	0.0%
Subtotal	4	2	100.0%
Total	9	6	50.0%



Union Station	Aug 24	Jul 24	% Change
Crimes Against Persons			
Agg Assault	3	4	-25.0%
Agg Assault on Op	0	0	0.0%
Battery	6	5	20.0%
Battery on Operator	0	0	0.0%
Homicide	0	0	0.0%
Rape	0	0	0.0%
Robbery	1	0	100.0%
Sex Offenses	0	0	0.0%
Subtotal	10	9	11.1%
Crimes Against Property			
Arson	0	0	0.0%
Bike Theft	0	0	0.0%
Burglary	0	0	0.0%
Larceny	2	2	0.0%
Motor Vehicle Theft	0	0	0.0%
Vandalism	2	3	-33.3%
Subtotal	4	5	-20.0%
Crimes Against Society			
Narcotics	0	0	0.0%
Trespassing	19	6	216.7%
Weapons	0	0	0.0%
Subtotal	19	6	216.7%
Total	33	20	65.0%



7th & Metro	Aug 24	Jul 24	% Change
Crimes Against Persons			
Agg Assault	0	0	0.0%
Agg Assault on Op	0	0	0.0%
Battery	0	0	0.0%
Battery on Operator	0	0	0.0%
Homicide	0	0	0.0%
Rape	0	0	0.0%
Robbery	0	0	0.0%
Sex Offenses	0	0	0.0%
Subtotal	0	0	0.0%
Crimes Against Property			
Arson	0	0	0.0%
Bike Theft	0	0	0.0%
Burglary	0	0	0.0%
Larceny	0	0	0.0%
Motor Vehicle Theft	0	0	0.0%
Vandalism	0	0	0.0%
Subtotal	0	0	0.0%
Crimes Against Society			
Narcotics	0	0	0.0%
Trespassing	0	0	0.0%
Weapons	0	0	0.0%
Subtotal	0	0	0.0%
Total	0	0	0.0%