

Fiscal Year 2022 Proposed Budget

Measure M Taxpayer Oversight Committee



May 2021

AGENDA

- FY22 Proposed Budget
- FY22 Resources Summary
- Program Highlights
 - ❑ Transit /Highway Construction Expansion
 - ❑ Regional Rail
 - ❑ Operations & Maintenance
 - ❑ State of Good Repair (SGR)
 - ❑ Congestion Management
 - ❑ Other Mobility Initiatives
 - ❑ Regional Subsidies Funding
 - ❑ Oversight/Debt Services
- Measure M Overview
- Questions?

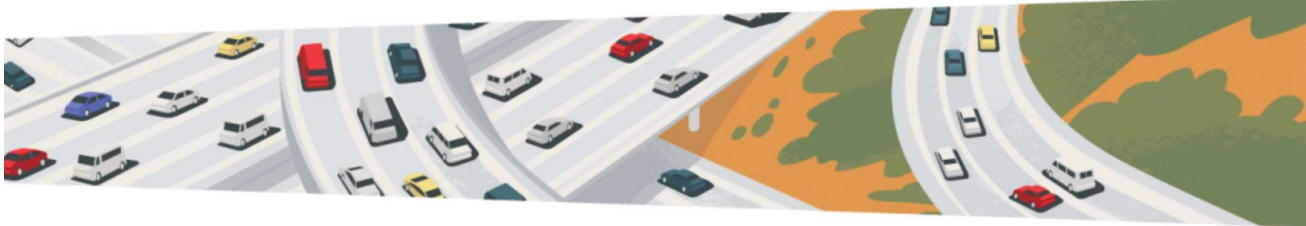


FY22 Proposed Budget

Road to Recovery: Equity, Restoration and Service Enhancement



Bus & Rail Service Restoration



Implementation of NextGen



One-seat rides with Crenshaw/LAX & Regional Connector



Customer Experience

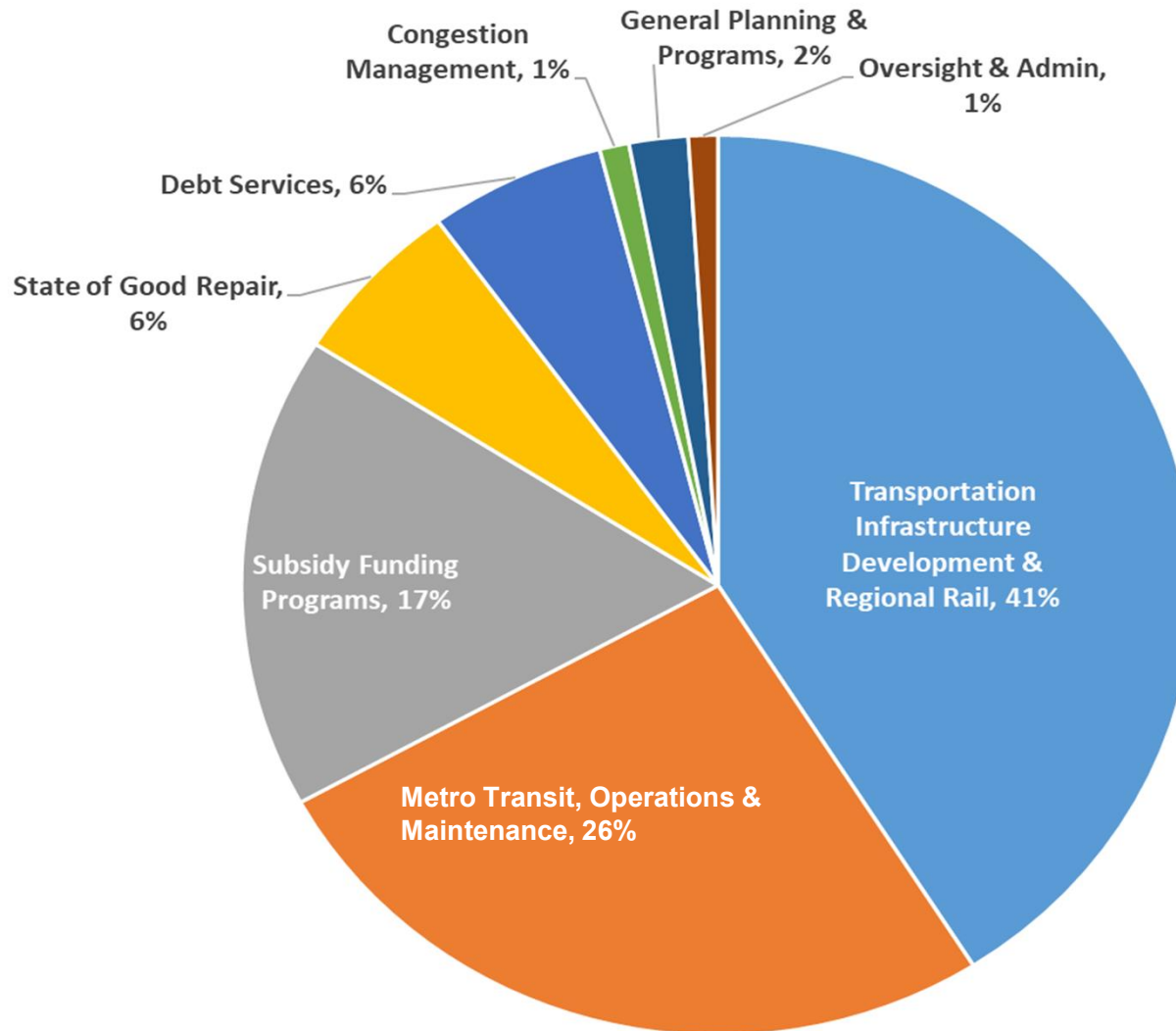


Equity & Race Lens

New Security Model

FY22 Proposed Budget: \$8.0B

Preliminary Estimates



FY22 Budget: Expenditures as a % total

Federal Stimulus Funding



Coronavirus Response & Relief Supplemental Appropriations Act (CRRSAA)

	Metro Board Adopted CARES Act Allocation	Distribution %	Adopted	Proposed	CRRSA Act Allocation Proposed Total
			CRRSA Act Allocation Round 1	CRRSA Act Allocation Round 2	
Metro	\$ 747,358,876	74.8794%	\$ 587,592,479	\$ 94,952,366	\$ 682,544,845
Municipal Operators *	124,128,084	12.4366%	97,592,644	15,770,543	113,363,187
Eligible Operators*	23,846,507	2.3892%	18,748,728	3,029,712	21,778,440
Tier 2 Operators	4,534,038	0.4543%	3,564,775	576,052	4,140,828
Metrolink	56,432,000	5.6540%	44,368,268	7,169,717	51,537,985
Access Services	33,500,000	3.3564%	26,338,549	4,256,194	30,594,742
Regional Paratransit/Vol. Reporters	8,284,094	0.8300%	6,513,164	1,052,499	7,565,663
	\$ 998,083,598	100.0000%	\$ 784,718,607	\$ 126,807,083	\$ 911,525,690

Note: For comparison, the CARES Act Allocation excludes funds appropriated directly to agencies - \$69,924,688.

* Foothill BSCP Included in Municipal Operators

- The SCAG Regional Council approved the distribution of a total of \$911.5 million, in two separate rounds (Round 1 and Round 2) to Los Angeles County.
- Providing relief funding to transit operators throughout LA County
- CRRSAA funding will be used to support the Metro Transit Program augmenting bus and rail eligible funds.



Transit Infrastructure Program: \$2.5B

Major Transit Construction and Transit Planning Projects



Transit Construction:

- Crenshaw/LAX, Regional Connector project & Westside Subway Purple Line Ext (PLE) Sections 1, 2 & 3 continue construction progress & systems testing
- Airport Metro Connector begin construction phase
- Gold Line Foothill Extension 2B major construction continues
- G Line (Orange) Line Bus Rapid Transit Improvements begins major construction
- East San Fernando Valley LRT



Transit Planning:

- Sepulveda Corridor: predevelopment work to explore monorail and heavy rail
- West Santa Ana Branch: continued development of Public Private Partnerships
- Eastside Extension Phase 2: environmental and advanced conceptual engineering
- North San Fernando Valley BRT: continue environmental review
- BRT Connector B (Red)/G (Orange) to L (Gold): finalize environmental review
- Crenshaw Northern Extension: continue environmental review
- C Line (Green) Extension: continue draft environmental process



Highway Program: \$480M

Major Highway Projects in construction and design



Highways:

- I-5 North County HOV expansion will ramp up construction activities
- Ongoing construction for I-5N & I-5S segments
- SR-57/SR-60 Interchange Improvements complete Final Design
- SR-71 Gap (south segment) will ramp up construction activities
- Fund Sub Regional Operational Improvement projects for:
 - South Bay I-405, I-110, I-105 & SR-91 Ramp & Interchange Improvements
 - Gateway Cities I-605, SR-91, I-405 Corridor Hot Spots
 - Gateway Cities I-710 South & Early Action projects
 - North County SR-138 Capacity Enhancements
 - Arroyo Verdugo & Las Virgenes/Malibu



Regional Rail: **\$109.6M**



Regional Rail \$109.6M

FY22 Budget Supports completion of ROW acquisition & construction for:

- Link Union Station
- Rosecrans & Marquardt Grade Separation
- Brighton to Roxford
- Lone Hill to CP White double line tracking
- Doran Street Grade Crossing
- High Desert Corridor Rail Service Study
- Antelope Valley Enhancements Environmental Study

Metro is committed to supporting Metrolink's commuter rail ops & SGR/Capital program



Transit Operations & Maintenance: \$2.1B



State of Good Repair (SGR): **\$442M**



Bus Purchases

Near zero-emission CNG buses
Zero-emission electric buses and infrastructure

\$59M



Rail Car Purchases

Light Rail
Heavy Rail
For replacement and expansion

\$92M



Rail Vehicle Maintenance

Light Rail -
Modernization for P2000 cars
Heavy Rail -
Modernization of A650 cars

\$90M



Wayside Systems

Track maintenance
Repair/replacement of signals, switches, and circuits

\$77M



Other

Facilities Maintenance
Bus Maintenance
Regional & Hubs
Technology
Non-Revenue Vehicles/Other SGR

\$124M

Congestion Management: \$104.7M



Congestion Management

- ExpressLanes Operations, Maintenance, and Enforcement
- Freeway Service Patrol
- Call Box Program
- Regional Integration of Intelligent Transportation System(RIITS)
- 511 Traveler Information
- Rideshare Services
- I-10 Pilot, Occupancy Detections System



Other Corridor Programs

- Bus service enhancement (Metro, Foothill Transit, Gardena Transit, Torrance Transit)
- ExpressLanes Revenue Reinvestment Grant Program
- I-10 ExpressLanes Extension Alternative Study

Other Mobility Initiatives: \$172M

Planning and Development



Active Transportation - \$37M

- Bike Share, Bike Programs, and Bike Paths

Grants & Project Planning - \$31M

- Grants, Planning, and Transit Court

Property & Parking Maintenance - \$45M

- Maintenance for Union Station, Parking Facilities, and Other Properties

System Connectivity - \$17M

- System Connectivity Programs and First/Last Mile Connections

Community Development - \$22M

- Transit Oriented Communities (TOC), Joint Development Projects, and Public-Private-Partnerships (P3's)

Art & Sustainability - \$20M

- Art, Design, and Sustainability Projects



Regional Subsidy Funding: **\$1.38B**



Subsidy Program is funding that passed through Metro to regional partners to address transportation needs at the local level.



\$686M - Local Return to 88 cities and County of Los Angeles for transit and mobility improvements



\$437M - Regional Transit – Municipal Operators, Paratransit/Dial-A-Ride
\$123M - Access Services – ADA mandated paratransit service



\$119M - Regional Federal grants - TOD Planning, Open Streets, Regional TSM/TDM Grants, Active Transportation Bike Infrastructure, Wayfinding



\$15M - Fare Assistance - LIFE Program provides transportation assistance to low-income individuals of LA County


Oversight/Admin & Debt: **\$582.6M**



Debt Service Cost \$512.9M

Anticipated following projects will use debt proceeds in FY22:

- Blue Line Track & System Refurbishment
- Regional Connector
- Westside Subway Ext. Sec. 1 & 2
- Alameda Corridor East
- Sepulveda Pass Transit
- I-5, I-710, SR-170, SR-710, Other Hwy and MM/MR Projects



Oversight & Admin \$69.7M

Investments in:

- Racial justice
- Equity
- Climate action
- Reimagination of LA County's transportation network

Measure M – FY22 Budget



Estimated Resource Availability

Measure Category	Estimated Revenue (000's)
Administration (1.5%)*	\$4,325.0
Local Return (16%)*	144,974.0
ADA Paratransit/Fare Subsidy (2%)	17,041.0
Transit Construction (35%)	298,208.0
Regional Rail (1%)	8,520.0
Metro SGR (2%)	17,041.0
Active Transportation (2%)	17,041.0
Highway Construction (17%)	144,844.0
Metro Rail Operations (5%)	42,601.0
Countywide Bus Operations (20%)	170,405.0
Current Year Revenues	\$865,000.0
Carryforward Fund Bal	379,323.5
Total Funding Available	\$1,244,323.5



*Reflects transfer of 1% Administrative Fund to Local Return

Measure M – FY22 Budget



Estimated Resource Utilization

FY22 Funding Demand by Program	(000's)
Debt Service*	406.2
General Planning & Programs	19,068.6
Metro Transit - Operations	164,123.9
Metro Transit - SGR	26,667.6
Overhead, Oversight, Admin	5,395.1
Regional Rail	9,846.3
Subsidy Funding Programs	236,114.5
Transportation Infrastructure Development	547,761.7
TOTAL FY22 Funding Demand	1,009,383.8
Changes in Fund Balances	(136,954.8)
Ending Fund Equity	234,939.7

*Prior to the issuance of any debt obligation, Committee approval will be sought