

JUNE 2024

MONTHLY UPDATE ON PUBLIC SAFETY

Ken Hernandez
Interim Chief Safety Officer

APRIL 2024

PUBLIC SAFETY TRENDS & STATS

Systemwide

- **Crimes Against Persons** rose 15.6% compared to March 2024.
- **Crimes Against Property** decreased by 3.9% when compared to March 2024.
- **Crimes Against Society** significantly decreased by 33.7% when compared to March 2024.

Systemwide	Apr-24	Mar-24	% Change Mar 24 vs Feb 24	Apr-23	% Change Apr 24 vs Apr 23
Crimes Against Persons	156	135	15.6%	188	-17.0%
Ridership	26,210,300	25,880,698	1.3%	23,661,295	10.8%
Crimes Against Persons per 1 Million Boardings	5.95	5.22	14.1%	7.95	-25.1%

Systemwide	Apr-24	Mar-24	% Change Mar 24 vs Feb 24	Apr-23	% Change Apr 24 vs Apr 23
Crimes Against Property	49	51	-3.9%	67	-26.9%
Ridership	26,210,300	25,880,698	1.3%	23,661,295	10.8%
Crimes Against Property per 1 Million Boardings	1.87	1.97	-5.1%	2.83	-34.0%

Systemwide	Apr-24	Mar-24	% Change Mar 24 vs Feb 24	Apr-23	% Change Apr 24 vs Apr 23
Crimes Against Society	242	365	-33.7%	465	-48.0%
Ridership	26,210,300	25,880,698	1.3%	23,661,295	10.8%
Crimes Against Society per 1 Million Boardings	9.23	14.10	-34.5%	19.65	-53.0%

Per 1 Million Boardings

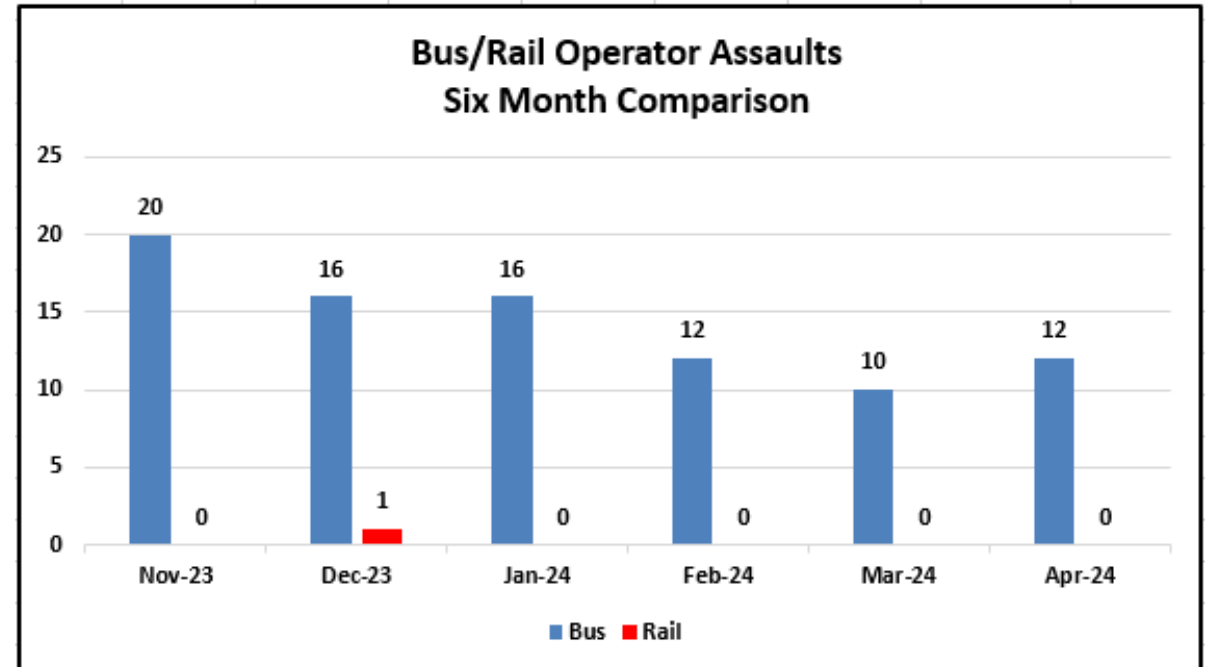
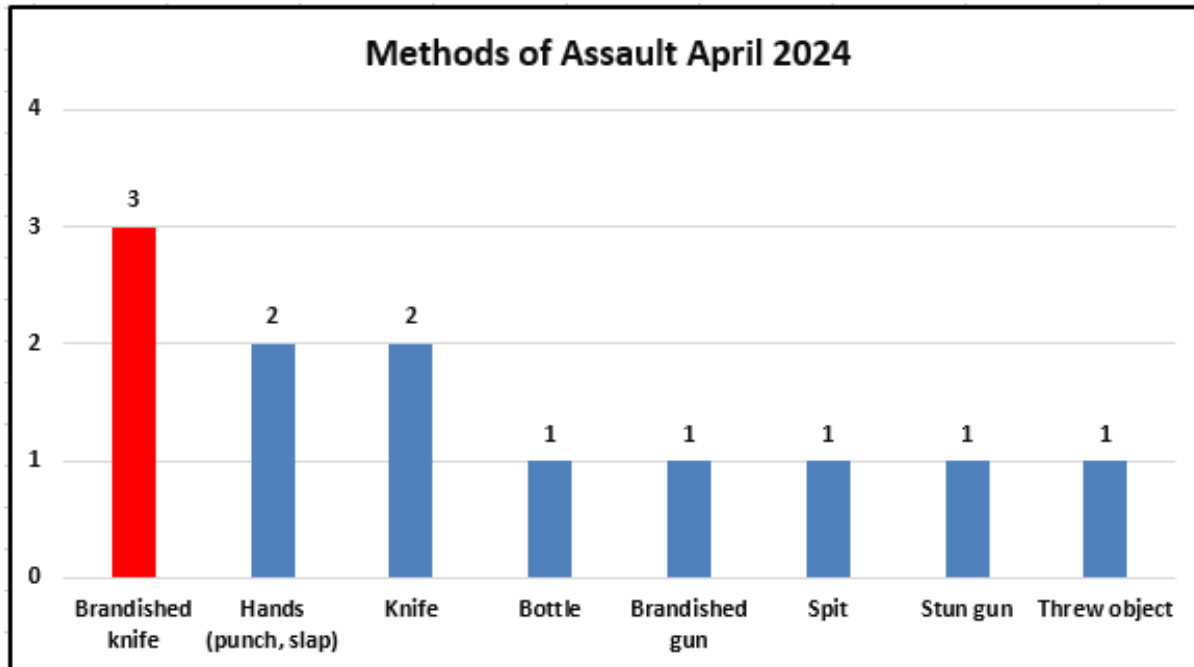
Total crime decreased by 19.9% compared to March 2024 and by 44% compared to April 2023.

- **Crimes Against Persons** increased by 14.1% compared to March 2024 and decreased by 25.1% compared to April 2023.
- **Crimes Against Property** decreased by 5.1% compared to March 2024 and by 34% compared to April 2023.
- **Crimes Against Society** decreased by 34.5% compared to March 2024 and by 53% compared to April 2023.

APRIL 2024 OPERATOR ASSAULTS

- Operator assaults increased from 10 in March to 12 in April
- Brandishing a knife, using hands (punch, slap), and using a knife were the top three methods of assault
- Upset, no reason, and demanded stop were the top reasons for assaults

Top Reasons for Assault	
Reason	Count
Upset	5
No reason	2
Demanded stop	2
Refused entry	1
Told to exit	1
Upset over music	1
Grand Total	12




MULTI-LAYERED DEPLOYMENT UPDATE

Since July 10, 2023, Metro has been utilizing a multi-layered deployment, which has a significant impact across the entire rail system, including end-of-line stations and mid-point (focus) stations, decreasing the number of non-destination travelers that are required to leave the rail system at the end of the night when the system closes.

The following reflects the results of the deployment for the month of April.

- 131 citations and 39 written warnings issued by Transit Security Officers
- Contract Security cleared 12,272 trains
- Law enforcement conducted:
 - 519 arrests
 - 622 citations
 - 1,753 warnings



PUBLIC SAFETY SURGE UPDATE

Deployment Resource	Total 5/20-5/28	
LAPD – B/D and E Lines within their jurisdiction	72 Reported Crimes: <ul style="list-style-type: none"> • 68 Trespassing • 2 Narcotics • 1 Battery • 1 Robbery 	152 Surge-related Arrests: <ul style="list-style-type: none"> • 121 Trespassing-related • 24 Related to Warrants • 2 Weapons • 1 Robbery
LASD – A & C Lines	0 Reported Crimes	4 Arrests: <ul style="list-style-type: none"> • 2 Narcotics • 1 Open Container/Drinking in Public • 1 Weapons-related
LBPD – A Line Stations within their jurisdiction	0 Reported Crimes	0 Arrests
Allied Universal	25 Reported Crimes: <ul style="list-style-type: none"> • 15 Vandalism • 5 Trespassing • 4 Narcotics • 1 Weapons 	0 Arrests
Inter-Con	0 Reported Crimes	0 Arrests

- Contracted law enforcement partners have expanded their visible presence, primarily on the rail system.
- MTS is focusing on increasing its visible presence on the bus system. The surge is initially focusing on end-of-line offloading, based on feedback from our union partners.

METRO AMBASSADORS UPDATE

Support

Metro Ambassadors continue to support riders, connect them to resources, and report incidents and maintenance needs. They were deployed on all rail lines, G line, J line, and bus lines 210, 40, and 720.

Special Deployments included support for G Line Detours, Dodger Games, the Vaisakhi Celebration Parade, Anime Show at the Convention Center, Long Beach Grand Prix, B Line Bus Bridges, and Bus Lines 106 & 605 by LA General Medical Center(ongoing).

Connect

For the month of April 2024, Metro Ambassadors conducted 69,950 customer engagements and reported the following:

- 1,964 Cleanliness Issues (8.8% decrease from last month)
- 1,369 Graffiti Incidents (4.4% increase from last month)
- 359 Elevator and Escalator Problems (1.4% increase last month)
- 290 Safety Issues (0.3% increase from last month)

Report

For the month of April 2024, Metro Ambassadors saved 17 lives through the timely administration of Narcan:

