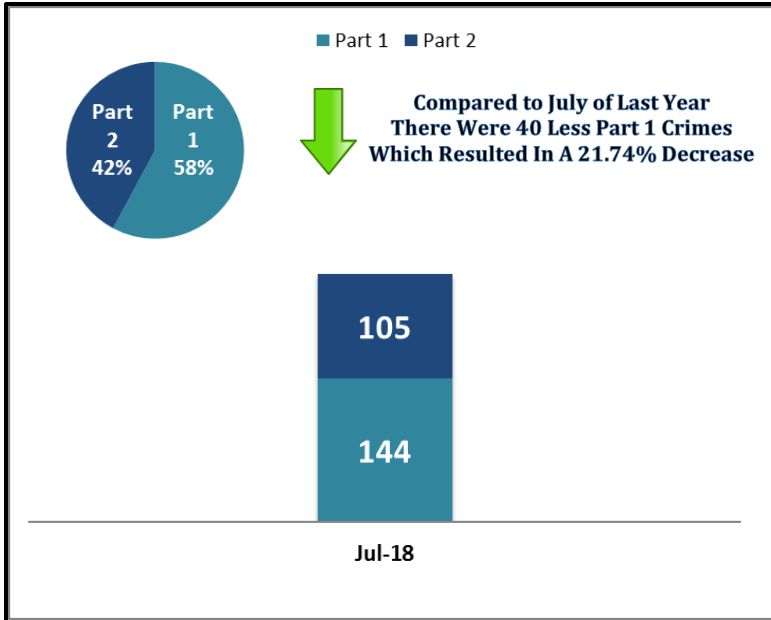


SYSTEM-WIDE LAW ENFORCEMENT OVERVIEW

JULY 2018

Attachment A

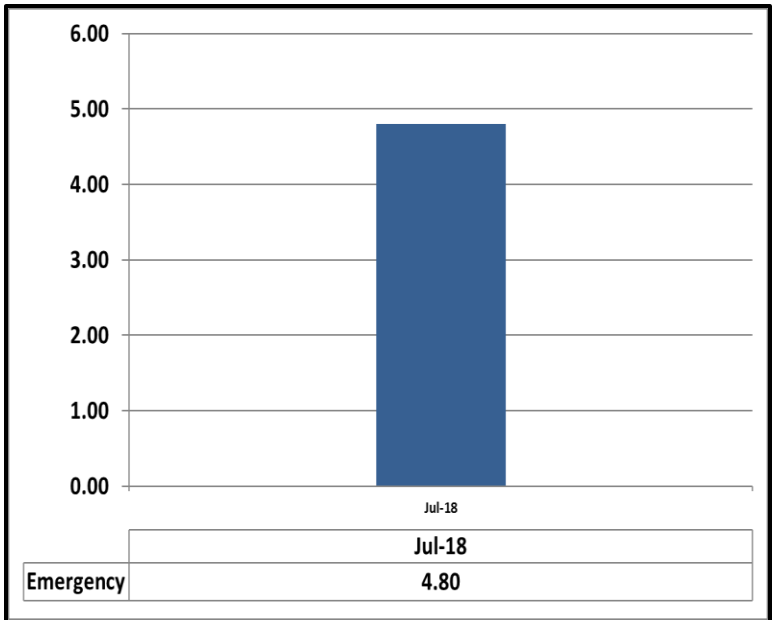
Part 1 & Part 2 Crimes



For the month of July 2018, Part 1 crime activity decreased by 21.7% system-wide compared to the same period last year. In a monthly contrast, there were 20 less Part 1 crimes in July than in June, resulting in a 12.2% decrease.

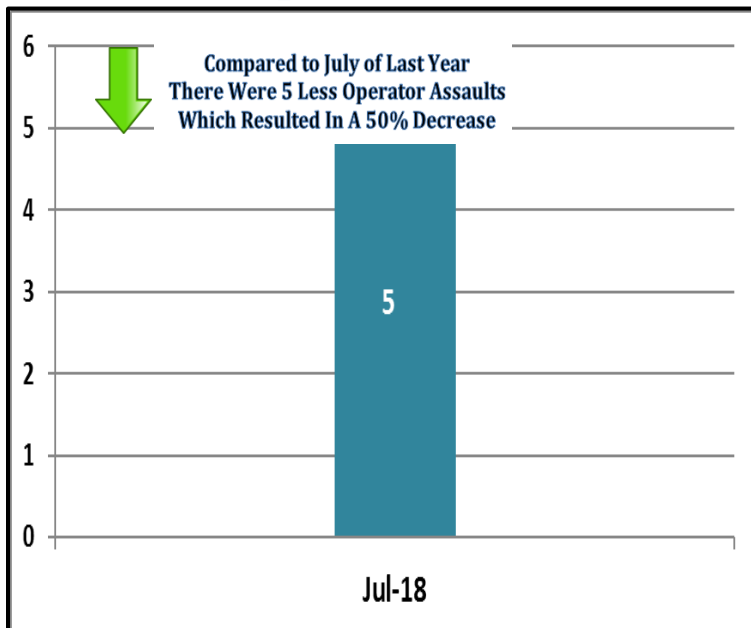
Part 2 crime activity decreased by 23.4% system-wide compared to the same period last year. In a monthly contrast, there were 12 less Part 2 crime in July than June, resulting in a 10.3% decrease.

Average Emergency Response Times



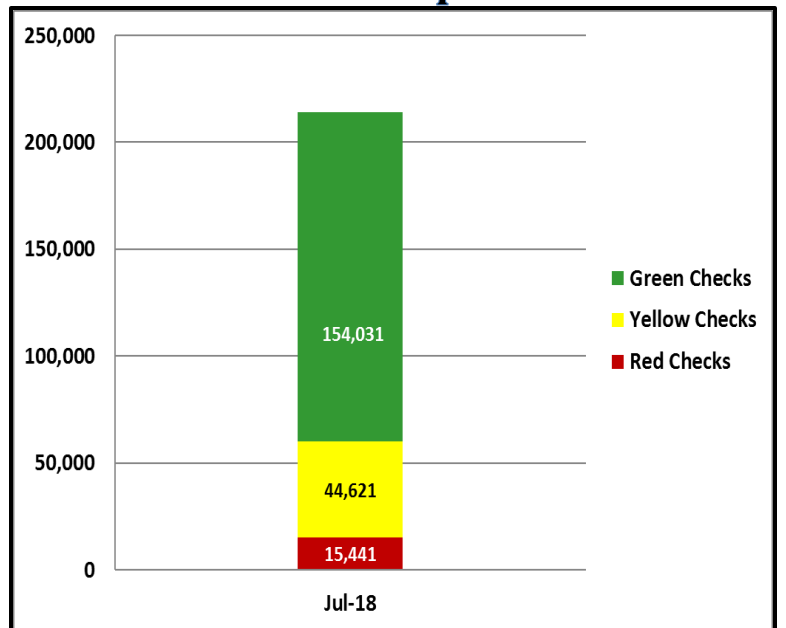
Average emergency response times were 4.80 mins.

Bus Operator Assaults



There were a total of 5 Bus Operator Assaults. Comparing the Bus Operator Assaults from the same period last year, there were 5 Operator Assaults last year, which resulted in a 50% decrease.

Fare Compliance



Green Checks- Occurs when a patron has valid fare

Yellow Checks- Occurs when a patron has valid fare, but did not tap at transfer station

Red Checks- Occurs when a patron has invalid fare