



We're working on greater mobility options.

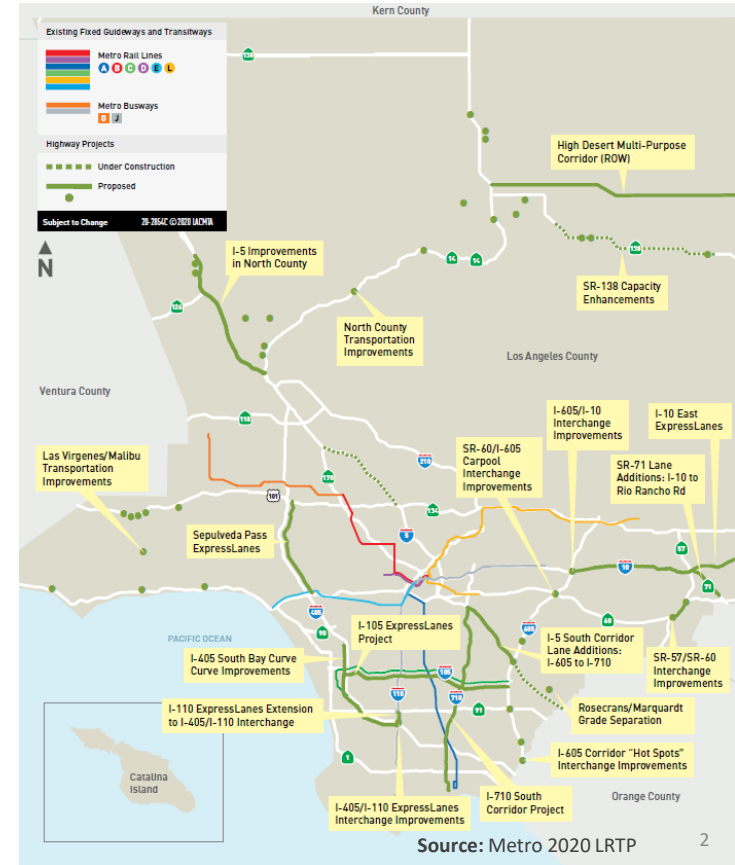
VMT MITIGATION PROGRAM

SEPTEMBER 2023



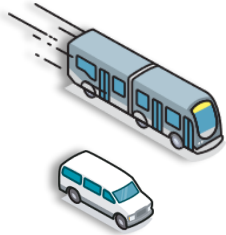
Overview

- > **RECEIVE & FILE** to update Board on Metro VMT Mitigation Program
- > **Program Goals**
 - Understand and apply SB 743 policy to highway projects
 - Define approach to quantify potential Vehicle Miles Traveled (VMT) impacts
 - Establish VMT Mitigation Program (March 2024)
- > **Consistency with Board Directives**
 - **2021:** Modernizing the Highway Program
 - **2022:** Objectives for Multimodal Highway Investment



Potential Mitigation Strategies

Transit & Vanpool



Operational: More service hours, better service coverage
Programmatic: Fare subsidies, TDM programs, expansion of vanpool and shuttle programs
Capital: Bus-only lanes, bus stop improvements, more rail or bus vehicles

Active Transportation



Programmatic: Bikeshare and scooter-share membership subsidies, e-bike purchase subsidies
Capital: Active transportation corridors, first/last mile improvements



Land Use: Affordable housing; transit-oriented housing; transit-oriented mixed-use neighborhoods

Land Use

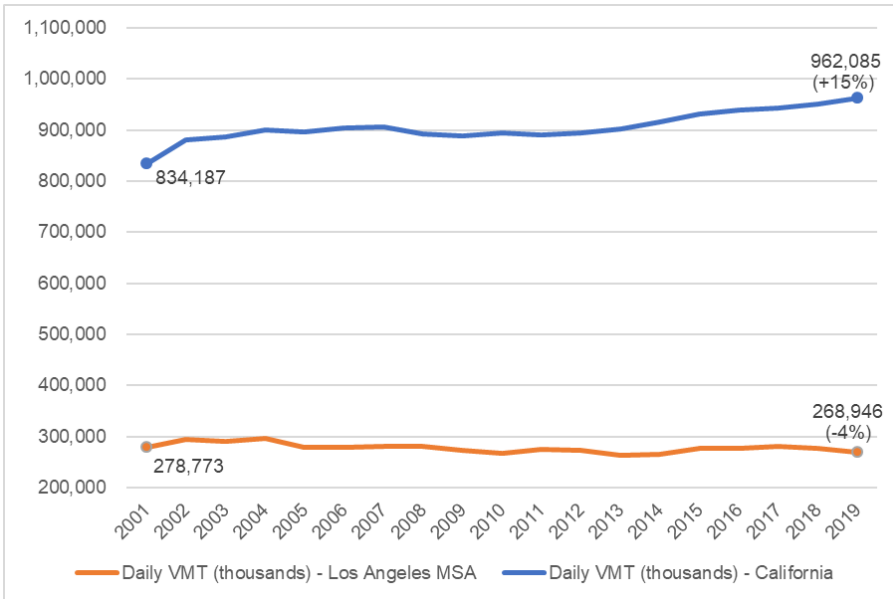


Pricing: Corridor/cordon pricing, VMT tax, parking pricing

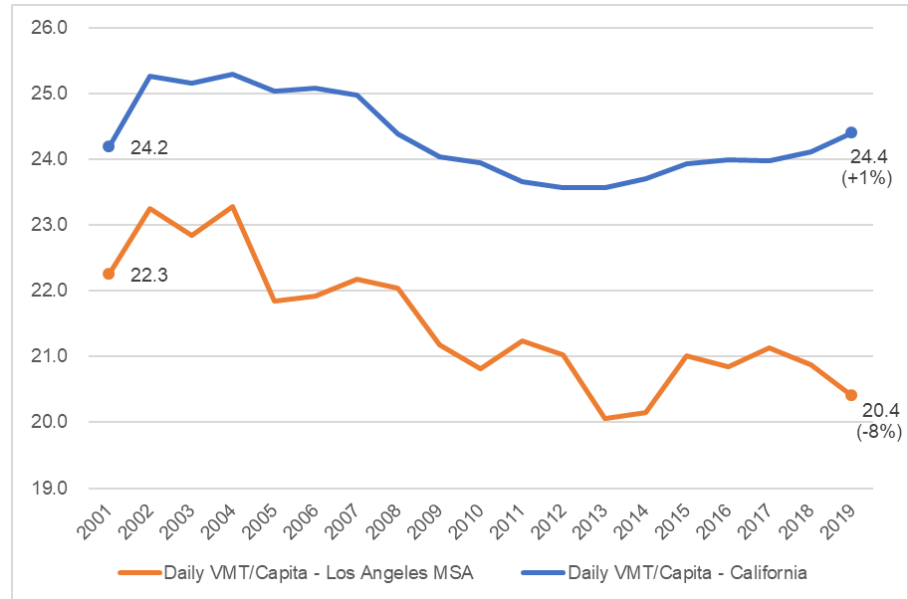
Pricing

Quantification Approach

Total Daily VMT



Per Capita VMT



Project Cost Implications

Project Cost	LA County-Specific Quantification Approach	California Induced Travel Calculator
Estimated Capital Cost	\$168 million	
Mitigation Cost ¹	\$97.7 million	\$252.6 million
Total Project Cost	\$265.7 million	\$420.6 million
Mitigation Cost Difference		+ \$154.9 million
Total Project Cost % Increase with Mitigation	+58%	+150%

¹ Based on mitigation costs included as part of the Interstate 680 Northbound Express Lane Completion Project in Contra Costa County, CA.



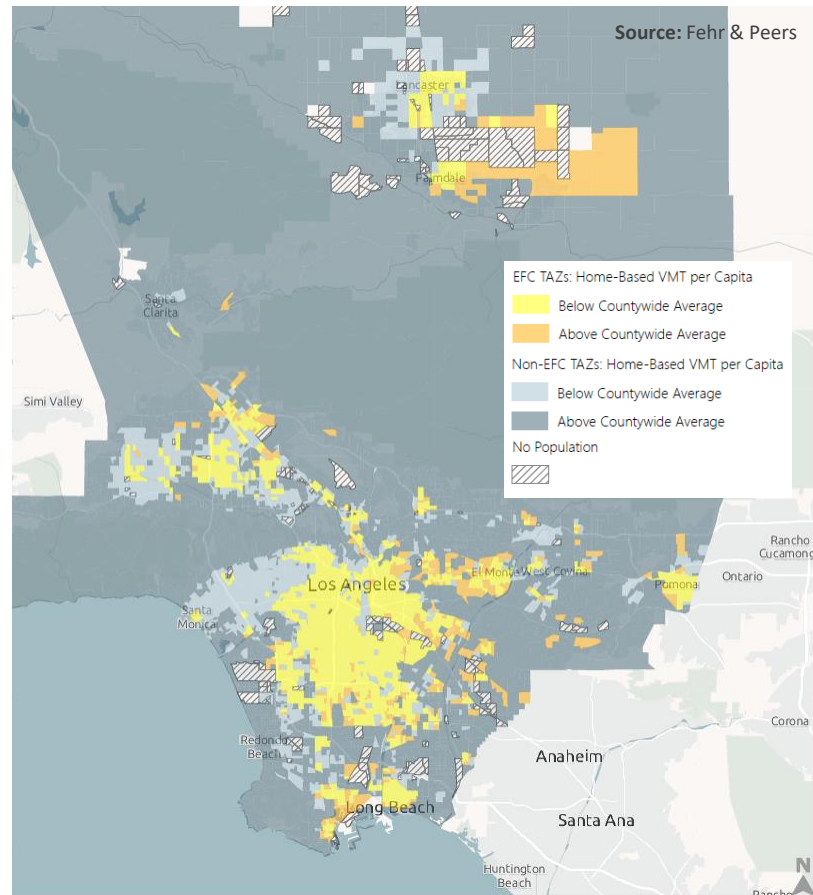
Equity Analysis

Balancing benefits/burdens of VMT creation **and** VMT reduction

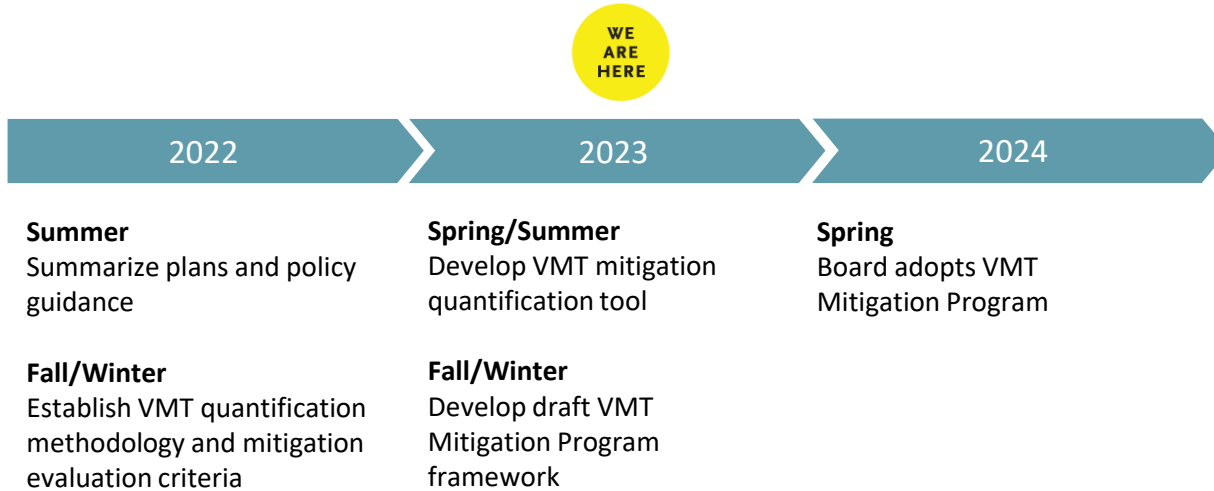
Multiple stakeholder engagement pathways

Equity is both an **outcome** and a **process** to address racial, socioeconomic, and gender disparities to ensure **fair and just access to opportunities** such as jobs, housing, education, mobility options, and healthier communities.

VMT mitigations **must** reduce VMT; they can also improve access to opportunities



Project Schedule



ONGOING PUBLIC PARTICIPATION