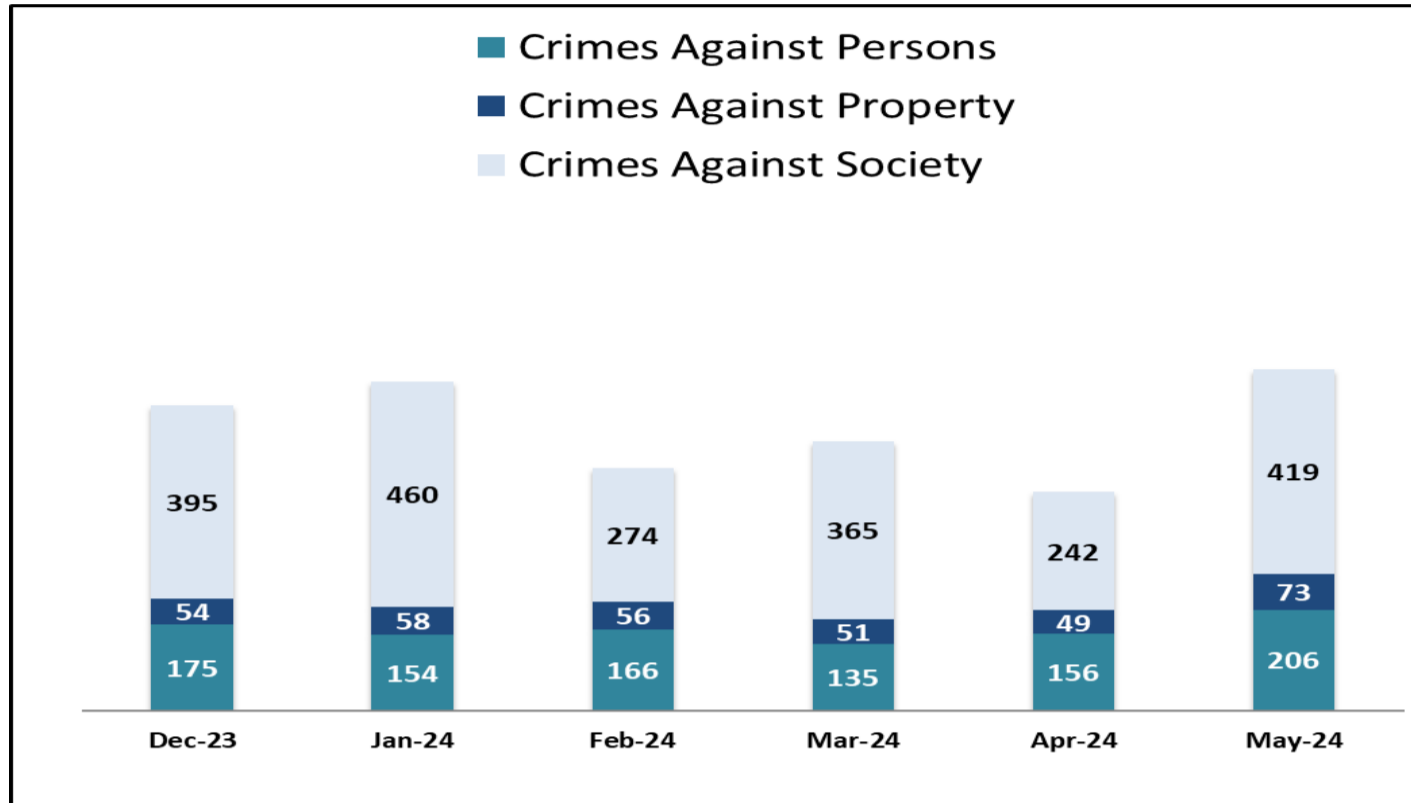


SYSTEM-WIDE LAW ENFORCEMENT OVERVIEW

MAY 2024

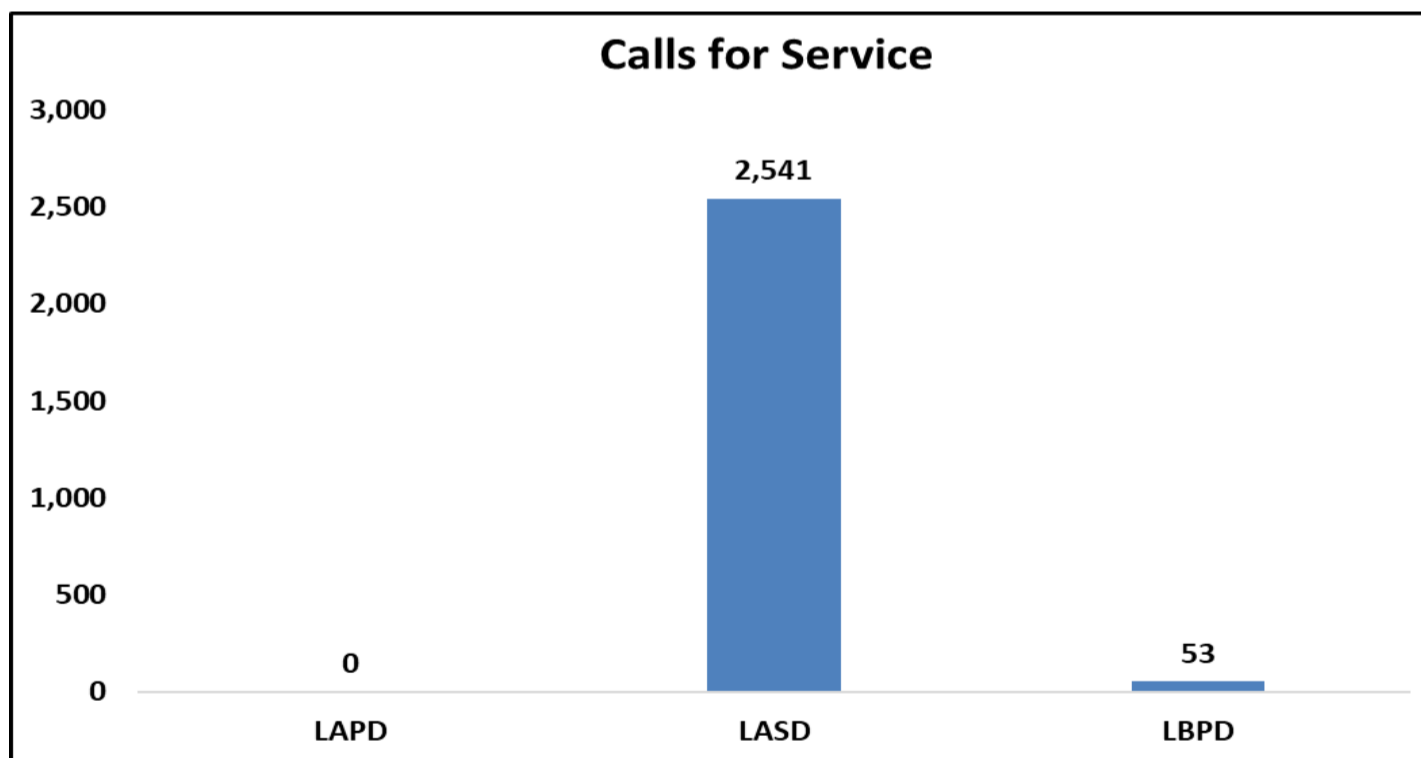
Attachment E

Total Crimes


Crimes Against Persons: violent crimes (i.e., homicide, aggravated assaults) are those in which the victims are always individuals

Crimes Against Property: crimes to obtain money, property, or some other benefit (i.e., theft, vandalism, robbery)

Crimes Against Society: represent society's prohibition against engaging in certain types of activity (i.e., drug violations)



* LAPD did not provide Calls for Service data

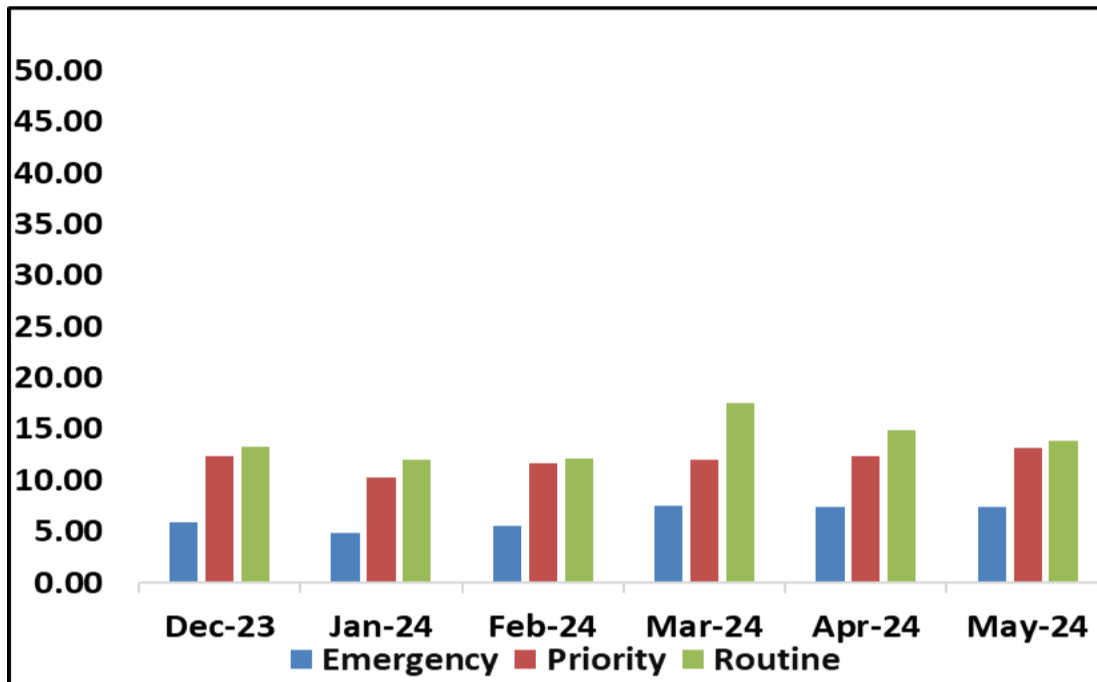
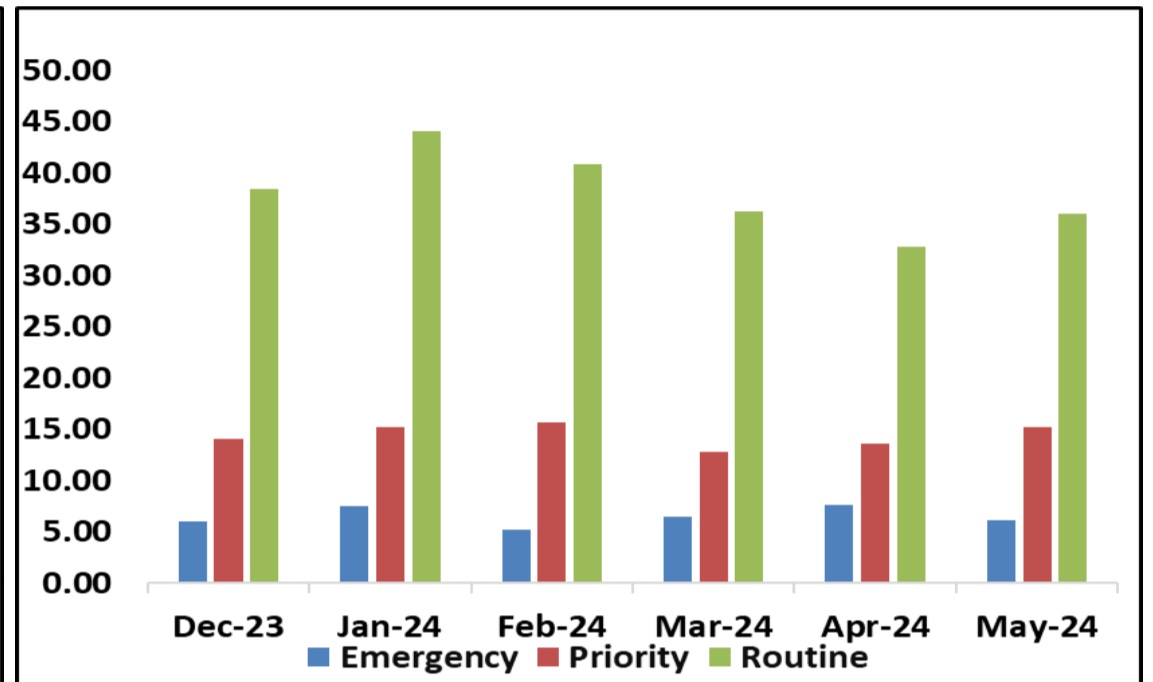
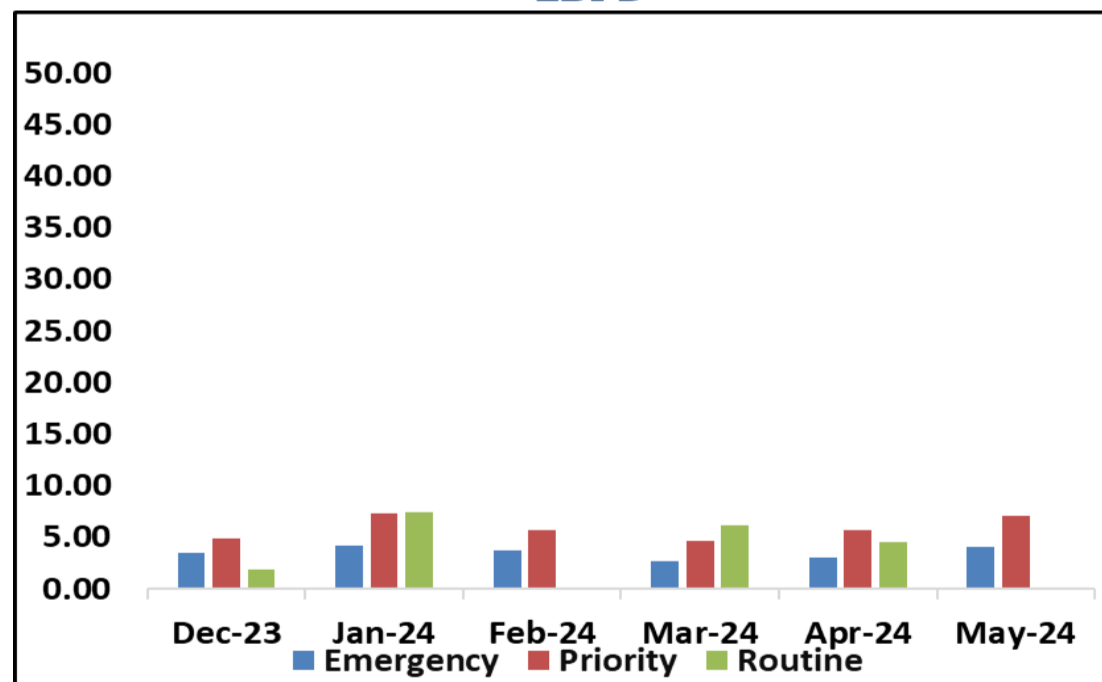
SYSTEM-WIDE LAW ENFORCEMENT OVERVIEW

MAY 2024

Attachment E

Average Incident Response Times

These graphs show how long it takes (in minutes) for LAPD, LASD, and LBPD to respond to Emergency, Priority, and Routine calls

LAPD

LASD

LBPD


Transit Police

Monthly Crime Report



Attachment E

	2024	2023	%
	May	May	Change
CRIMES AGAINST PERSONS			
Homicide	1	0	100.0%
Rape	1	0	100.0%
Robbery	46	36	27.8%
Aggravated Assault	55	29	89.7%
Aggravated Assault on Operator	3	3	0.0%
Battery	82	81	1.2%
Battery on Operator	8	5	60.0%
Sex Offenses	10	10	0.0%
SUB-TOTAL	206	164	25.6%
CRIMES AGAINST PROPERTY			
Burglary	1	0	100.0%
Larceny	50	43	16.3%
Bike Theft	0	2	-100.0%
Motor Vehicle Theft	3	2	50.0%
Arson	0	0	0.0%
Vandalism	19	18	5.6%
SUB-TOTAL	73	65	12.3%
CRIMES AGAINST SOCIETY			
Weapons	21	10	110.0%
Narcotics	95	26	265.4%
Trespassing	303	123	146.3%
SUB-TOTAL	419	159	163.5%
TOTAL	698	388	79.9%
ENFORCEMENT EFFORTS			
Arrests	728	267	172.7%
Citations	760	348	118.4%
Calls for Service	2,594	1,407	84.4%



Metro

SYSTEM SECURITY & LAW ENFORCEMENT

MONTHLY, BI-ANNUAL, ANNUAL COMPARISON

MAY 2024

Attachment E

Crimes

Monthly

System-Wide	May-24	May-23	% Change
Crimes Against Persons	206	164	25.61%
Crimes Against Property	73	65	12.31%
Crimes Against Society	419	159	163.52%
Total	698	388	79.90%

Six Months

System-Wide	Dec-23-May-24	Dec-22-May-23	% Change
Crimes Against Persons	992	1,074	-7.64%
Crimes Against Property	341	370	-7.84%
Crimes Against Society	2,155	947	127.56%
Total	3,488	2,391	45.88%

Annual

System-Wide	Jun-23-May-24	Jun-22-May-23	% Change
Crimes Against Persons	2,125	2,036	4.37%
Crimes Against Property	720	763	-5.64%
Crimes Against Society	3,192	1,142	179.51%
Total	6,037	3,941	53.18%

Average Emergency Response Times

Monthly

May-24	May-23	% Change
5.81	5.92	-1.86%

Six Months

Dec-23-May-24	Dec-22-May-23	% Change
5.44	5.70	-4.60%

Annual

Jun-23-May-24	Jun-22-May-23	% Change
5.40	5.67	-4.81%

Bus Operator Assaults

Monthly

May-24	May-23	% Change
11	8	37.50%

Six Months

Dec-23-May-24	Dec-22-May-23	% Change
78	75	4.00%

Annual

Jun-23-May-24	Jun-22-May-23	% Change
167	160	4.38%

Ridership

Monthly

May-24	May-23	% Change
27,170,160	24,941,553	8.94%

Six Months

Dec-23-May-24	Dec-22-May-23	% Change
149,679,857	135,298,468	10.63%

Annual

Jun-23-May-24	Jun-22-May-23	% Change
297,384,666	266,939,542	11.41%



Metro

SYSTEM SECURITY & LAW ENFORCEMENT

MONTHLY, BI-ANNUAL, ANNUAL COMPARISON

MAY 2024

Attachment E

