



# SYSTEM SECURITY & LAW ENFORCEMENT

Attachment C

## Total Crime Summary - February 2024

**Total Crimes 5-Year Trend - Systemwide**

January-February	2020	2021	2022	2023	2024
<b>Crimes Against Persons</b>					
Agg Assault	43	35	60	82	67
Agg Assault on Op	2	3	4	2	5
Battery	148	95	166	184	161
Battery on Operator	9	8	22	14	23
Homicide	0	1	1	1	1
Rape	4	3	1	3	4
Robbery	42	28	54	64	40
Sex Offenses	19	12	12	19	19
<b>Subtotal</b>	<b>267</b>	<b>185</b>	<b>320</b>	<b>369</b>	<b>320</b>
<b>Crimes Against Property</b>					
Arson	2	1	1	0	1
Bike Theft	14	2	6	3	1
Burglary	1	2	4	3	0
Larceny	100	41	82	79	88
Motor Vehicle Theft	4	2	3	9	5
Vandalism	21	47	68	27	19
<b>Subtotal</b>	<b>142</b>	<b>95</b>	<b>164</b>	<b>121</b>	<b>114</b>
<b>Crimes Against Society</b>					
Narcotics	14	28	13	83	119
Trespassing	24	14	15	48	585
Weapons	8	8	8	17	30
<b>Subtotal</b>	<b>46</b>	<b>50</b>	<b>36</b>	<b>148</b>	<b>734</b>
<b>Total</b>	<b>455</b>	<b>330</b>	<b>520</b>	<b>638</b>	<b>1,168</b>

**Total Crimes 5-Year Trend February only - Systemwide**

	Feb-20	Feb-21	Feb-22	Feb-23	Feb-24
<b>Crimes Against Persons</b>					
Agg Assault	20	18	27	39	42
Agg Assault on Op	2	1	4	1	1
Battery	70	56	77	83	76
Battery on Operator	3	5	9	6	11
Homicide	0	0	0	0	1
Rape	0	2	1	3	2
Robbery	19	13	30	36	21
Sex Offenses	11	9	7	16	12
<b>Subtotal</b>	<b>125</b>	<b>104</b>	<b>155</b>	<b>184</b>	<b>166</b>
<b>Crimes Against Property</b>					
Arson	0	1	1	0	1
Bike Theft	7	1	4	3	0
Burglary	0	2	1	1	0
Larceny	55	19	47	39	45
Motor Vehicle Theft	1	1	1	7	1
Vandalism	8	24	39	12	9
<b>Subtotal</b>	<b>71</b>	<b>48</b>	<b>93</b>	<b>62</b>	<b>56</b>
<b>Crimes Against Society</b>					
Narcotics	6	19	5	50	50
Trespassing	16	6	10	17	212
Weapons	5	6	5	12	12
<b>Subtotal</b>	<b>27</b>	<b>31</b>	<b>20</b>	<b>79</b>	<b>274</b>
<b>Total</b>	<b>223</b>	<b>183</b>	<b>268</b>	<b>325</b>	<b>496</b>

**Total Crimes 5-Year Trend - Rail**

January-February	2020	2021	2022	2023	2024
<b>Crimes Against Persons</b>					
Agg Assault	35	24	43	63	44
Agg Assault on Op	0	2	0	0	0
Battery	93	70	111	122	97
Battery on Operator	0	1	1	1	0
Homicide	0	1	0	1	0
Rape	4	3	1	3	2
Robbery	33	22	44	52	24
Sex Offenses	14	9	10	11	8
<b>Subtotal</b>	<b>179</b>	<b>132</b>	<b>210</b>	<b>253</b>	<b>175</b>
<b>Crimes Against Property</b>					
Arson	2	1	1	0	1
Bike Theft	11	0	3	1	1
Burglary	1	2	4	3	0
Larceny	75	31	60	59	53
Motor Vehicle Theft	3	2	3	9	2
Vandalism	15	28	51	11	11
<b>Subtotal</b>	<b>107</b>	<b>64</b>	<b>122</b>	<b>83</b>	<b>68</b>
<b>Crimes Against Society</b>					
Narcotics	8	12	7	55	110
Trespassing	23	13	13	45	579
Weapons	6	3	7	11	26
<b>Subtotal</b>	<b>37</b>	<b>28</b>	<b>27</b>	<b>111</b>	<b>715</b>
<b>Total</b>	<b>323</b>	<b>224</b>	<b>359</b>	<b>447</b>	<b>958</b>

**Total Crimes 5-Year Trend February only - Rail**

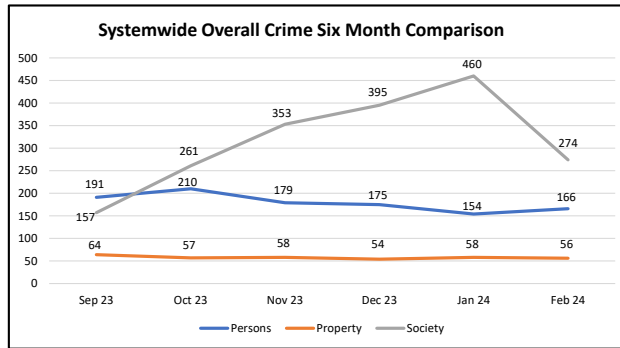
	Feb-20	Feb-21	Feb-22	Feb-23	Feb-24
<b>Crimes Against Persons</b>					
Agg Assault	15	12	19	30	28
Agg Assault on Op	0	0	0	0	0
Battery	45	39	51	54	46
Battery on Operator	0	1	0	1	0
Homicide	0	0	0	0	0
Rape	0	2	1	3	2
Robbery	14	10	23	28	12
Sex Offenses	8	6	5	10	6
<b>Subtotal</b>	<b>82</b>	<b>70</b>	<b>99</b>	<b>126</b>	<b>94</b>
<b>Crimes Against Property</b>					
Arson	0	1	1	0	1
Bike Theft	7	0	1	1	0
Burglary	0	2	1	1	0
Larceny	41	14	34	28	25
Motor Vehicle Theft	0	1	1	7	1
Vandalism	6	10	32	4	5
<b>Subtotal</b>	<b>54</b>	<b>28</b>	<b>70</b>	<b>41</b>	<b>32</b>
<b>Crimes Against Society</b>					
Narcotics	3	10	3	38	47
Trespassing	15	5	9	14	208
Weapons	5	1	4	8	11
<b>Subtotal</b>	<b>23</b>	<b>16</b>	<b>16</b>	<b>60</b>	<b>266</b>
<b>Total</b>	<b>159</b>	<b>114</b>	<b>185</b>	<b>227</b>	<b>392</b>

**Total Crimes 5-Year Trend - Bus**

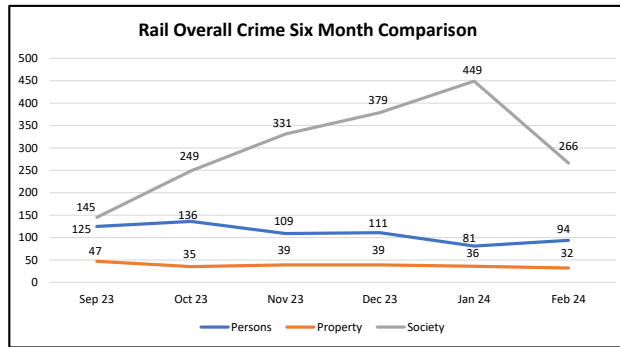
January-February	2020	2021	2022	2023	2024
<b>Crimes Against Persons</b>					
Agg Assault	8	11	17	19	23
Agg Assault on Op	2	1	4	2	5
Battery	55	25	55	62	64
Battery on Operator	9	7	21	13	23
Homicide	0	0	1	0	1
Rape	0	0	0	0	2
Robbery	9	6	10	12	16
Sex Offenses	5	3	2	8	11
<b>Subtotal</b>	<b>88</b>	<b>53</b>	<b>110</b>	<b>116</b>	<b>145</b>
<b>Crimes Against Property</b>					
Arson	0	0	0	0	0
Bike Theft	3	2	3	2	0
Burglary	0	0	0	0	0
Larceny	25	10	22	20	35
Motor Vehicle Theft	1	0	0	0	3
Vandalism	6	19	17	16	8
<b>Subtotal</b>	<b>35</b>	<b>31</b>	<b>42</b>	<b>38</b>	<b>46</b>
<b>Crimes Against Society</b>					
Narcotics	6	16	6	28	9
Trespassing	1	1	2	3	6
Weapons	2	5	1	6	4
<b>Subtotal</b>	<b>9</b>	<b>22</b>	<b>9</b>	<b>37</b>	<b>19</b>
<b>Total</b>	<b>132</b>	<b>106</b>	<b>161</b>	<b>191</b>	<b>210</b>

**Total Crimes 5-Year Trend February only - Bus**

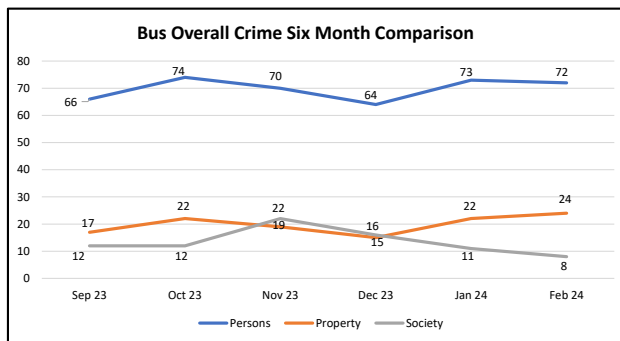
	Feb-20	Feb-21	Feb-22	Feb-23	Feb-24
<b>Crimes Against Persons</b>					
Agg Assault	5	6	8	9	14
Agg Assault on Op	2	1	4	1	1
Battery	25	17	26	29	30
Battery on Operator	3	4	9	5	11
Homicide	0	0	0	0	1
Rape	0	0	0	0	0
Robbery	5	3	7	8	9
Sex Offenses	3	3	2	6	6
<b>Subtotal</b>	<b>43</b>	<b>34</b>	<b>56</b>	<b>58</b>	<b>72</b>
<b>Crimes Against Property</b>					
Arson	0	0	0	0	0
Bike Theft	0	1	3	2	0
Burglary	0	0	0	0	0
Larceny	14	5	13	11	20
Motor Vehicle Theft	1	0	0	0	0
Vandalism	2	14	7	8	4
<b>Subtotal</b>	<b>17</b>	<b>20</b>	<b>23</b>	<b>21</b>	<b>24</b>
<b>Crimes Against Society</b>					
Narcotics	3	9	2	12	3
Trespassing	1	1	1	3	4
Weapons	0	5	1	4	1
<b>Subtotal</b>	<b>4</b>	<b>15</b>	<b>4</b>	<b>19</b>	<b>8</b>
<b>Total</b>	<b>64</b>	<b>69</b>	<b>83</b>	<b>98</b>	<b>104</b>



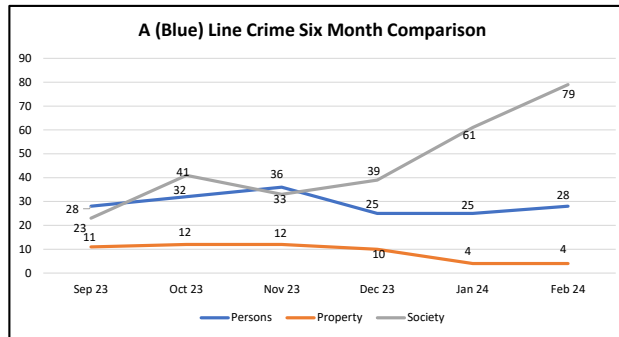
In February, total crime systemwide decreased by 26.2% compared to the previous month (496 vs 672). Crimes Against Persons increased by 7.8% (166 vs 154) which was a result of increases in aggravated assaults (43 vs 29) and robberies (21 vs 19). Crimes Against Property decreased by 3.4% (56 vs 58) as a result of decreases in thefts (46 vs 48). Crimes Against Society saw a decrease of 40.4%. This decrease was a result of decreases in narcotics arrests (50 vs 69), trespassing arrests (212 vs 373), and weapons arrests (12 vs 18).



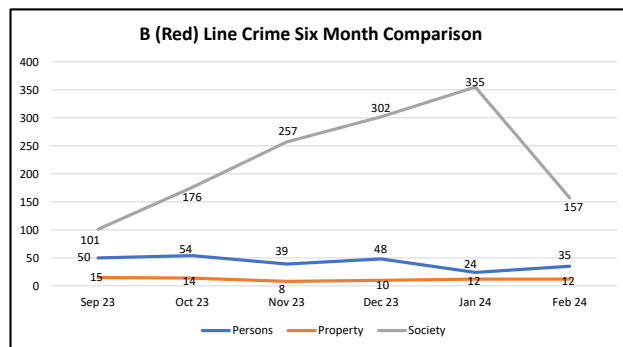
In February, total crime on the rail lines decreased by 30.7% compared to the previous month (392 vs 566). Crimes Against Persons increased by 16% (94 vs 81) as a result of increases in aggravated assaults (28 vs 16) and sex offenses (6 vs 2); rail lines saw a decrease in batteries (46 vs 51). Crimes Against Property saw a reduction of 11.1% (32 vs 36), led by decreases in larcenies (25 vs 28). Crimes Against Society decreased by 40.8%. This was a result of decreases in narcotics arrests (47 vs 63), trespassing arrests (208 vs 371), and weapons arrests (11 vs 15).



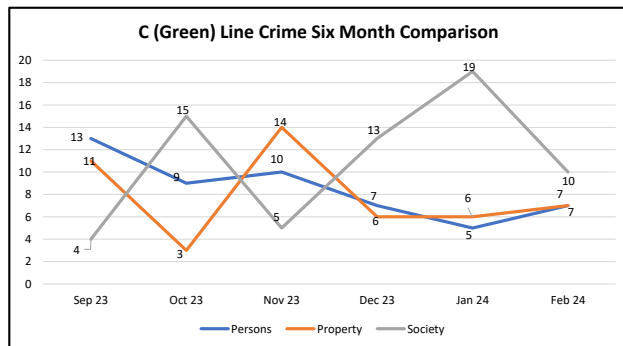
In February, crime on buses decreased by 1.9% (104 vs 106). Crimes Against Persons decreased by 1.4% as a result of decreases in batteries (41 vs 46) and increases in aggravated assaults (15 vs 13). Crimes Against Property saw an increase of 9.1% (24 vs 22) due to increases in thefts (20 vs 18). Crimes Against Society decreased by 27.3% (8 vs 11), mainly as a result of decreases in narcotics arrests (3 vs 6) and weapons arrests (1 vs 3).



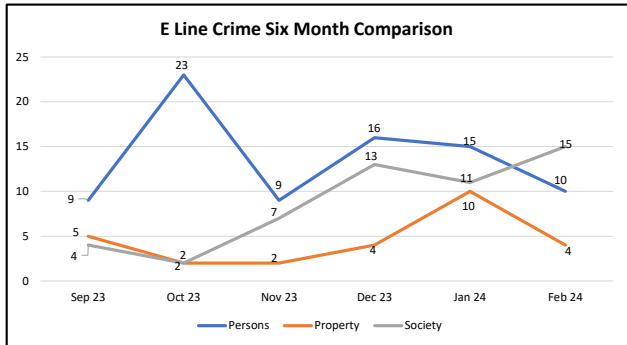
In February, the A (Blue) Line saw a 23.3% increase in total crime compared to the previous month (111 vs 90). Crimes Against Persons increased by 12% (28 vs 25) as a result of increases in aggravated assaults (8 vs 6), robberies (5 vs 2), and sex offenses (2 vs 1); the A Line saw a decrease in batteries (13 vs 16). Crimes Against Property remained the same as in the previous month (4 vs 4). Crimes Against Society increased by 29.5% (79 vs 61). This was due to increases in narcotics arrests (16 vs 9) and trespassing arrests (59 vs 48).



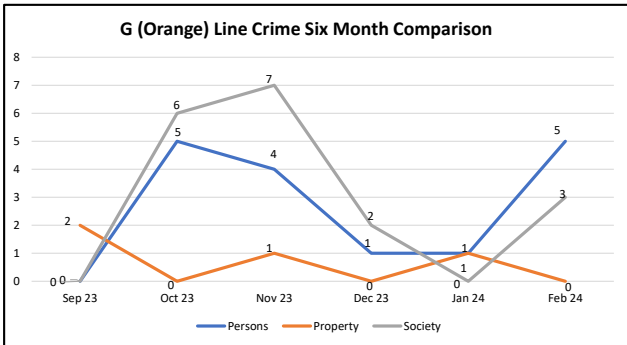
In February, the B (Red) Line saw a 47.8% decrease in total crime compared to the previous month (204 vs 391). Crimes Against Persons increased by 45.8% as a result of increases in aggravated assaults (11 vs 5) and batteries (19 vs 14). Crimes Against Property remained the same as in the previous month with 12 incidents which included 9 larcenies and 3 vandalism incidents. Crimes Against Society decreased by 55.8%. This was due to decreases in narcotics arrests (24 vs 39), trespassing arrests (130 vs 306), and weapons arrests (3 vs 10).



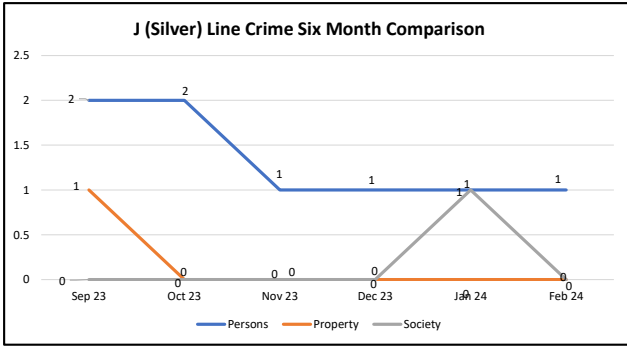
In February, the C (Green) Line saw a 20% decrease (24 vs 30) in total crime compared to the previous month. Crimes Against Persons increased by 40% (7 vs 5) as a result of increases in batteries (4 vs 3) and robberies (3 vs 1). Crimes Against Property increased by 16.7% (7 vs 6) due to an increase in thefts (6 vs 5). Crimes Against Society decreased by 47.4% (10 vs 19). This was mainly due to decreases in narcotics arrests (5 vs 15) and trespassing arrests (3 vs 4).



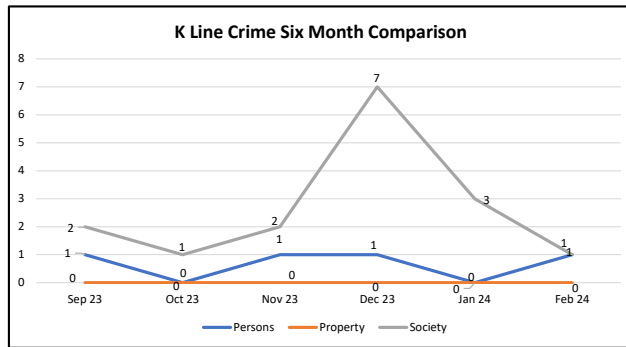
In February, the E Line saw a 19.4% decrease (29 vs 36) in total crime compared to the previous month. Crimes Against Persons decreased by 33.3% as a result of decreases in batteries (3 vs 7) and robberies (1 vs 4). Crimes Against Property decreased by 60% (4 vs 10) due to decreases in larcenies (3 vs 8). Crimes Against Society increased by 36.4% (15 vs 11), with increases in narcotics arrests (2 vs 0) and weapons arrests (2 vs 0).



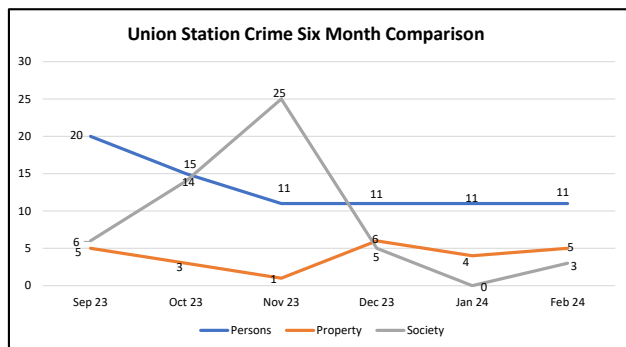
In February, the G (Orange) Line saw a 300% increase (8 vs 2) in total crime from the previous month. Crimes Against Persons increased by 400% (5 vs 1) as a result of increases in batteries (4 vs 1) and an increase in aggravated assaults (1 vs 0). Crimes Against Property decreased from 1 incident in the previous month to 0 incidents. Crimes Against Society increased (3 vs 0) due to an increase in trespassing arrests (2 vs 0) and weapons arrests (1 vs 0).



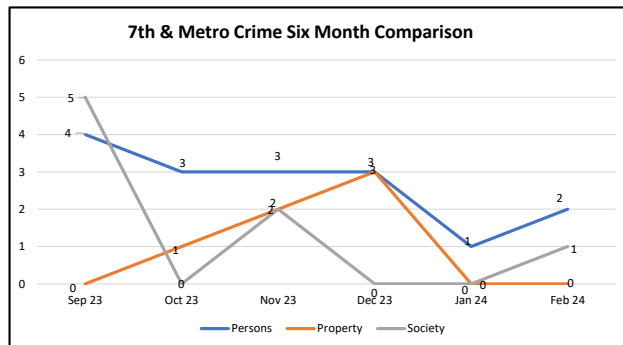
In February, crime on the J (Silver) Line decreased (1 vs 2) from the previous month. There was one battery against an operator.



In February, crime on the K Line decreased by 33.3% (2 vs 3) from the previous month. Crimes Against Persons saw one incident which was an aggravated assault. There were no Crimes Against Property and Crimes Against Society decreased by 66.7% (1 vs 3), with decreases in trespassing arrests (1 vs 2) and weapons arrests (0 vs 1).



In February, crime at Union Station increased by 26.7% (19 vs 15). Crimes Against Persons remained the same with 11 crimes (4 aggravated assaults, 5 batteries, and 2 sex offenses). Crimes Against Property increased by 25% (5 vs 4) mainly due to an increase in larcenies (5 vs 3). Crimes Against Society saw 3 incidents versus 0 the prior month, due to 3 trespassing arrests.



In February, crime at 7th & Metro station increased by 200% (3 vs 1). Crimes Against Persons increased from 1 incident the prior month to 2 incidents due to an increase in batteries (2 vs 1). There were zero Crimes Against Property and there was 1 Crime Against Society due to 1 trespassing arrest.